

11/5/01

United States Department of the Interior
National Park Service

National Register of Historic Places Registration Form

This form is for use in nominating or requesting determinations for individual properties and districts. See instructions in *How to Complete the National Register of Historic Places Registration Form* (National Register Bulletin 16A). Complete each item by marking x in the appropriate box or by entering the information requested. If any item does not apply to the property being documented, enter "N/A" for "not applicable." For functions, architectural classification, materials, and areas of significance, enter only categories and subcategories from the instructions. Place additional entries and narrative items on continuation sheets (NPS Form 10-900a) Use a typewriter, word processor, or computer to complete all items.

1. Name of Property

Historic name: Forest Park Southeast Historic District

Other name/site number: _____

2. Location

The District is roughly bounded on the north by the 4100 to 4500 blocks on the South Side of Chouteau Ave. on the north; the north alley line of the properties in the 4100 to 4500 blocks facing onto Manchester and Cadet avenues; the 1000-1100 blocks on the east side of Kingshighway Boulevard; and on the east by South Sarah

Street: _____ n/a not for publication

City or town St. Louis _____ n/a

vicinity state code MO county St. Louis (Independent City) code 510 zip code 63110

3. State/Federal Agency Certification

As the designated authority under the National Historic Preservation Act of 1986, as amended, I hereby certify that this nomination request for determination of eligibility meets the documentation standards for registering properties in the National Register of Historic Places and meets the procedural and professional requirements set forth in 36 CFR Part 60. In my opinion, the property meets does not meet the National Register criteria. I recommend that this property be considered significant nationally statewide locally. (See continuation sheet for additional comments.)

Claire F. Blackwell
Signature of certifying official/Claire F. Blackwell/Deputy SHPO
Missouri Department of Natural Resources

17 October 01
Date

State or Federal agency and bureau _____

In my opinion, the property meets does not meet the National Register criteria.
(See continuation sheet for additional comments.)

Signature of commenting or other official _____ Date _____

State or Federal agency and bureau _____

3. National Park Service Certification

I, hereby, certify that this property is:

- entered in the National Register. Beth Boland 12/20/01
See continuation sheet
- determined eligible for the National Register.
See continuation sheet
- determined not eligible for the National Register.
- removed from the National Register.
- other, (explain:)

Signature of Keeper _____

Date of Action _____

Property Name Forest Park Southeast Historic District

County and State St. Louis , [Independence City] Missouri

5. Classification

Ownership of Property	Category of Property	No. of Resources within Property	
		contributing	noncontributing
<input checked="" type="checkbox"/> private	<input type="checkbox"/> building(s)		
<input checked="" type="checkbox"/> public-local	<input checked="" type="checkbox"/> district	<u>612</u>	<u>65</u> buildings
<input type="checkbox"/> public-State	<input type="checkbox"/> site	<u> </u>	<u> </u> sites
<input type="checkbox"/> public-Federal	<input type="checkbox"/> structure	<u> </u>	<u> </u> structures
	<input type="checkbox"/> object	<u> </u>	<u> </u> objects
		<u>612</u>	<u>65</u> Total

Name of related multiple property listing:
(Enter "N/A" if property is not part of a
multiple property listing.): n/a

No. of contributing resources previously
listed in the National Register

1

6. Functions or Use

Historic Functions
(Enter categories from instructions.)

Current Functions
(Enter categories from instructions.)

DOMESTIC: single dwelling

DOMESTIC: single dwelling

DOMESTIC: multiple dwelling

DOMESTIC: multiple dwelling

COMMERCE/TRADE: specialty store

COMMERCE/TRADE: specialty store

RELIGION: religious facility

RELIGION: religious facility

SOCIAL: meeting hall

SOCIAL: meeting hall

7. Description

Architectural Classification
(Enter categories from instructions.)

Materials
(Enter categories from instructions.)

OTHER: Historic Eclecticism

Foundation LIMESTONE

LATE 19TH AND EARLY 20TH CENTURY REVIVALS: Colonial Revival

Walls BRICK

LATE VICTORIAN: Romanesque Revival

Roof ASPHALT

Other: WOOD

Narrative Description (Describe the historic and current condition of the property on one or more continuation sheets.)

Property Name Forest Park Southeast Historic District

County and State St. Louis, [Independent City] Missouri

Page 3

8. Statement of Significance

Applicable National Register Criteria (Mark "x" in one or more boxes for the criteria qualifying the property for National Register listing.)

- A Property is associated with events that have made a significant contribution to the broad patterns of our history.
- B Property is associated with the lives of persons significant in our past.
- C Property embodies the distinctive characteristics of a type, period, or method of construction or represents the work of a master, or possesses high artistic values, or represents a significant and distinguishable entity whose components lack individual distinction.
- D Property has yielded, or is likely to yield, information important in prehistory or history.

Criteria Considerations (Mark "x" in all the boxes that apply.)

- A owned by a religious institution or used for religious purposes.
- B removed from its original location.
- C a birthplace or a grave.
- D a cemetery.
- E a reconstructed building, object, or structure.
- F a commemorative property.
- G less than 50 years of age or achieved significance within the past 50 years.

Areas of Significance

Enter categories from instructions.)

Period of Significance

Significant Dates

COMMUNITY PLANNING & DEVELOPMENT

1890-1935

ARCHITECTURE

1890-1935

Cultural Affiliation

N/A

Significant Person

Architect/Builder

N/A

Arnold, Frank (architect)

Christophel, C.J (builder)

Narrative Statement of Significance (Explain the significance of the property on one or more continuation sheets.)

Property Name Forest Park Southeast Historic District

County and State St. Louis, [Independent City] Missouri

9. Major Bibliographical References

(Cite the books, articles, and other sources used in preparing this form on one or more continuation sheets.)

Previous documentation on file (NPS):

- preliminary determination of individual listing (36 CFR 67) has been requested
- previously listed in the National Register
- previously determined eligible by the National Register
- designated a National Historic Landmark
- recorded by Historic American Buildings Survey # _____
- recorded by Historic American Engineering Record # _____

Primary location of additional data:

- State Historic Preservation Office
- Other State agency
- Federal agency
- Local government
- University
- Other

Specify repository:

City of St. Louis Planning and Urban Design Agency
Department of Planning and Development

10. Geographical Data

Acreage of property 1,544 acres

UTM References

1	<u>1/5</u>	<u>7/3/8/2/6/0</u>	<u>4/2/7/9/2/1/5/</u>	3	<u>1/5</u>	<u>7/3/9/3/4/0</u>	<u>4/2/7/8/8/8/0</u>
	Zone	Easting	Northing		Zone	Easting	Northing
2	<u>1/5</u>	<u>7/3/8/6/4/0</u>	<u>4/2/7/9/1/6/0</u>	4	<u>1/5</u>	<u>7/3/8/9/7/0</u>	<u>4/2/7/8/7/6/0</u>

See continuation sheet

Verbal Boundary Description (Describe the boundaries of the property on a continuation sheet.)

Boundary Justification (Explain why the boundaries were selected on a continuation sheet.)

11. Form Prepared By

name/title Sally F. Schwenk, Kerry Davis, Anne Schwenk

organization Historic Preservation Services, LLC date May 25, 2000

street & number 818 Grand Boulevard, Suite 1150 telephone (816) 221-5133

city or town Kansas City state Missouri zip code 64106

Additional Documentation

Submit the following items with the completed form:

- Continuation Sheets
- Maps

A USGS map (7.5 or 15 minute series) indicating the property's location.

A sketch map for historic districts and properties having large acreage or numerous resources.

Photographs

Representative black and white photographs of the property.

Additional items (Check with the SHPO or FPO for any additional items.)

Property Owner (Complete this item at the request of the SHPO or FPO.)

Name _____

street & number _____ telephone _____

city or town _____ state _____ zip code _____

United States Department of the Interior
National Park Service

**NATIONAL REGISTER OF HISTORIC PLACES
CONTINUATION SHEET**

Section 7 Page 1

Forest Park Southeast Historic District
St. Louis (Independent City), Missouri

OTHER: Romanesque Revival References
OTHER: Colonial Revival References
LATE 19TH AND EARLY 20TH CENTURY REVIVALS: Italian Renaissance
LATE VICTORIAN: Italianate
LATE VICTORIAN: Queen Anne
LATE VICTORIAN: Second Empire
LATE 19TH AND EARLY 20TH CENTURY REVIVALS: Tudor Revival
LATE 19TH AND EARLY 20TH CENTURY REVIVALS: Mission Revival
OTHER: Prairie/Craftsman References
LATE 19TH AND EARLY 20TH CENTURY REVIVALS: Late Gothic Revival
LATE 19TH AND EARLY 20TH CENTURY AMERICAN MOVEMENTS: Prairie School
MODERN MOVEMENT: Art Deco

SUMMARY

The Forest Park Southeast Historic District is located within the boundaries of the City of St. Louis [See Figure 1: St. Louis Location Map]. The 1,544 acre District is a triangular area generally bounded by Kingshighway Boulevard on the west, Chouteau Avenue on the north, South Sarah Avenue on the east and the rear lot line of properties facing south onto Manchester Avenue [See Figure 3: District Boundary Map]. Bordered by mixed commercial/institutional/residential use along major connector streets, the District's setting retains its overwhelming residential land use and its historic buildings reflect a late nineteenth and early twentieth century working class neighborhood. There are 612 contributing properties in the District dating from 1890 to 1935. There are 65 noncontributing buildings of which 74 percent are ancillary buildings located at the rear of the properties. Seventy-seven percent of the primary buildings are multi-family housing units. The vast majority of the buildings are two- or three-story brick buildings closely spaced on narrow urban lots platted in a grid system on blocks bisected by brick alleys. With the exception of minor alterations and loss of certain porch elements, the buildings retain an exceptionally high degree of integrity. The cohesiveness of the District reflects the large number of properties that retain architectural integrity and dense, homogeneous streetscapes created by uniform lot size and building set-backs, as well as contiguous rows of one- and two-story residences that share the same scale, massing, materials and repetition of architectural styles and detailing.

LOCATION AND SETTING

The Forest Park Southeast Historic District is part of a larger neighborhood in the City's Central West End generally bounded by Kingshighway Boulevard on the west, Interstate 64 (Highway 40) on the north, Vandeventer Avenue on the south and east, and the Missouri Pacific Railroad track on the south. Forest Park is located on the neighborhood's northwest corner [See Figure 2: St. Louis Neighborhood Map]. The land in this general area slopes gradually westward from a ridgeline along Grand Boulevard toward Kingshighway

United States Department of the Interior
National Park Service

**NATIONAL REGISTER OF HISTORIC PLACES
CONTINUATION SHEET**

Section 7 Page 2

Forest Park Southeast Historic District
St. Louis (Independent City), Missouri

Boulevard with a level topography. During the post-World War II period, the area north of I-44 and west of Grand Boulevard (which includes the Forest Park Southeast Neighborhood) experienced a physical decline and considerable demolition occurred after 1960. In addition, demolition and improvements associated with Highway 40/Interstate 64, directly north of the District, further impacted the traditional street system and historic cultural landscape of the larger neighborhood.

The District includes properties on both sides of Chouteau Avenue between Kingshighway Boulevard and South Taylor Avenue, and properties on the south side of Chouteau Avenue between South Taylor and South Sarah avenues; both sides of Gibson Avenue between Kingshighway Boulevard and South Sarah Avenue; both sides of Arco Avenue between Kingshighway Boulevard and South Sarah Avenue; both sides of Oakland Avenue between Kingshighway Boulevard and South Newstead Avenue; and both sides of Wichita Avenue between Kingshighway Boulevard and South Taylor Avenue. The area includes the buildings facing onto South Taylor, South Newstead, Tower Grove and Boyle avenues that run north-south between Chouteau and Manchester avenues [See Figure 3: District Boundary Map].

The District's setting reflects its overwhelming residential land use. The commercial land use along the north side of Chouteau Avenue and the north and south sides of Manchester Avenue further define the District as a residential enclave.¹ Of the 612 contributing properties² in the District, 15 percent are ancillary buildings erected between c. 1906 and 1920. The contributing primary buildings date from 1891 and 1934. Of these, 65 date to the 1890s; 331 date to the period from 1900 to 1910; 72 date to the period from 1911-1920; 57 date to the period from 1921-1930; and two date to the period from 1931 to 1950. There are 65 noncontributing buildings dating from 1900 to 1995. Forty-eight of these are relatively small outbuildings that include garages and storage buildings located along alleys. There are 53 vacant lots³ scattered throughout the District. The non-contributing primary buildings built after 1951 and non-historic vacant lots constitute less than 14 percent of the District. Approximately 60 percent of the extant buildings are two-family units; 17 percent are multi-family residences; 16 percent are single family residences; three percent are commercial and residential mixed-use

¹ The extant buildings facing on these main corridors represent a broader time-span and different contexts than the residential streets in the District. Therefore, they are not included in the boundaries of the District except for the 4500 block of Chouteau which has residential use on both sides of the street and the resources date from the same time period and are the same designs and building forms/types.

² The National Register Listed building at 1052 Kingshighway is not counted as a contributing building but included in the listing for the sake of continuity.

³ Those lots that once held buildings are designated as vacant lots, indicating a void in the historic fabric. Lots that were historically vacant, including those associated as side or back lots of a building/structure in the original platting and development of the property, are not counted as they are part of the property associated with the building and are, therefore, one resource.

United States Department of the Interior
National Park Service

**NATIONAL REGISTER OF HISTORIC PLACES
CONTINUATION SHEET**

Section 7 Page 3

Forest Park Southeast Historic District
St. Louis (Independent City), Missouri

buildings; and one percent are neighborhood commercial buildings. There are four large institutional buildings, three churches and a Masonic hall.

The residential buildings are on narrow lots measuring 25-feet by 125-feet platted in a grid and, with a few exceptions, face north and south. They usually occupy the full width of the lots. Parcels containing multi-family units with common walls often take up multiple lots. Brick alleys run east-west through the blocks (Photograph # 103, 4570 Arco Ave. and #153, 4517a Chouteau Ave.). Located on the rear alley line are garages and storage buildings. (# 146.4232a 4234a Chouteau Ave; #148, 4384a Chouteau Ave. #155, 4549a, 4551a, 4553a Gibson Ave.) The size and materials of the garages usually corresponds with the size and materials of the primary building. Neighborhood commercial buildings and institutional buildings are located on corner lots and face east and west on north-south streets. The streets have sidewalks on both sides and concrete and limestone curbs.

With a few exceptions, a large percent of the buildings have dark red, brown or buff brick cladding. Light colored terra-cotta, white glazed brick, and limestone provide restrained contrasting ornamentation. Exposed foundations are either coursed ashlar or brick veneer over limestone rubble. Frequently one color of brick denotes the foundation area, while another color fills the remainder of the façade. A small number of the residential buildings have stone walls. The churches have both brick and stone wall materials. A few wood frame, gable-front houses have non-masonry siding. Infill housing erected within the last five years has brick veneer on the primary façade and vinyl lap siding on the other elevations. Although the setback varies, all of the buildings on each block share the same setback, a treatment that contributes to the cohesiveness of the District. On some blocks, the buildings are on elevated terraces requiring steps from the sidewalk to the terrace level and, from there, to stairs to the entrance. On streets with a decided change in grade and elevated terraces, an ashlar wall often separates the sidewalk from the yard. On other streets, the building sits within several feet of the sidewalk.

ARCHITECTURAL STYLE AND BUILDING TYPE

Architectural styles found in the District range from high style buildings to building types with stylistic references. Most of the high style buildings are restrained versions applied to a working, middle-class neighborhood and include variations of popular styles from the era in which they were constructed.

The District's Late Victorian styles include nine Italianate (Photograph # 21, 4200 through 4208 Chouteau Ave. and Photograph 36, 4400 Chouteau Ave.); four Second Empire (Photograph # 26, 4306 and 4308 and 4310-12 Chouteau Ave., and Photograph # 17, 4300 Chouteau Ave.); 10 Queen Anne (Photograph # 113, 4547 Arco Ave. and Photograph # 46, 4476 Chouteau Ave.); nine Italian Renaissance (Photograph # 115, 4445-47 Gibson)

United States Department of the Interior
National Park Service

**NATIONAL REGISTER OF HISTORIC PLACES
CONTINUATION SHEET**

Section 7 Page 4

Forest Park Southeast Historic District
St. Louis (Independent City), Missouri

and 37 Romanesque Revival (Photograph # 12, 4459-61 Oakland Ave., Photograph # 66, 4340 Arco Ave., and Photograph # 79 second from left, 4346 Gibson Ave.).

Late Nineteenth and Early Twentieth Century Revival styles include 40 Colonial Revival (Photograph # 121, 4538 Arco Ave., Photograph # 100, 4435-37 Gibson; three Tudor Revival (Photograph # 53, 4531-39 Chouteau Ave.); three Late Gothic Revival churches (Photograph # 61, 1124 Kingshighway Blvd.); and one Mission Revival (Photograph # 71, 4301-03 Arco Ave.). Modern Movement buildings found in the District include the Art Deco Masonic Building (Photograph # 64 and # 102, 1052-56 Kingshighway Blvd.) and nine Craftsman style residences (Photograph # 89, 4519 Oakland Ave. and Photograph # 107, 4559 Wichita).

In addition to buildings with high style architectural treatments, there are 356 buildings classified as "Other" styles. They are classified either as Historical Eclecticism sub-types due to the presence of a number of stylistic references popular when the building was erected (Photograph # 101, 4445 Arco Ave., Photograph # 106, 4564 Gibson Ave., Photograph # 120, 1083 S. Taylor and Photograph # 29, 4360 Chouteau Ave.) or by the presence of very simple treatments that reference a particular style. These stylistic references are not strong or pronounced enough to qualify as pure styles, but characteristics of the style can be identified as such. Examples include: Romanesque Revival references (Photograph # 90 far right, 4527 Oakland Ave. and Photograph # 68 far left, 4331 Arco Ave.); Colonial Revival references (Photograph # 105, 4563 Chouteau Ave., and Photograph # 32, 4378 Chouteau Ave.); Mission Revival references (Photograph # 57 second from the left, 4554 Chouteau Ave.); and Prairie Style/Arts and Crafts references (Photograph # 117, 4527 Wichita Ave., Photograph # 114, 4552 Chouteau Ave.).

In addition, there are a number of buildings that have no stylistic references. They include National Folk House forms such as the Gable-Front house (Photograph # 124, 4420 Chouteau) and the shot-gun house (Photograph # 18, 4425-29 Arco Ave.). Others have a classifiable form with restrained ornamentation such as tapestry brick (Photograph # 119, 1120-22 S. Taylor Ave.).

*A Preservation Plan for St. Louis*⁴ defines property types by style, original function and form. In addition to their style, the resources in the District have distinguishable building types that are associated with their historic function and form. The District includes 504 residential buildings, five commercial buildings, 19 commercial and residential mixed-use buildings, and five institutional buildings. Although these buildings encompass a variety of styles, fenestration patterns, roof forms, materials and ornamentation, all can be further classified

⁴ "St. Louis Property Types," *A Preservation Plan for St. Louis, Volume I* (St. Louis: City of St. Louis Heritage and Urban Design Division, 1995), 187-289.

United States Department of the Interior
National Park Service

**NATIONAL REGISTER OF HISTORIC PLACES
CONTINUATION SHEET**

Section 7 Page 5

Forest Park Southeast Historic District
St. Louis (Independent City), Missouri

based on their form, in particular, the primary façade which provides cues as to their original use and internal arrangement of rooms.

Residential building types found in the District include Single Family Houses, Two-Family Flats, Four-Family Flats, Six- and Eight-Family Flats, Row Houses, Multi-Family Walk-Ups, and Low-Rise Apartment Buildings. They appear in a variety of sub-forms and in different styles.

- Single Family Houses are detached buildings that have one entrance on the primary façade. Their variations include the Single Family House (Photograph # 124, 4420 Chouteau Ave.); the Single Family Town House (Photograph # 20, 4144 Chouteau Ave.); and the one-story Shotgun House (Photograph # 18, 4427 Arco Ave.).
- Flats share common walls and all rooms in a unit are on one floor. Two-Family Flats feature separate individual entrances and living units on one floor. Sub-types found in the District include the Central Recessed Entrance (Photograph # 104, 4428 Chouteau Ave.); Shared Side Bay Entrance Porch (Photograph # 114, 4552 Chouteau Ave.); Side Bay Recessed Entry, (Photograph # 120, 1083 S. Taylor Ave.); Full-Width Porch, (Photograph # 94, 4556-58 Oakland Ave.); and End Bay Entrances, (Photograph #107, 4559 Wichita Ave.). Four-Family Flats feature separate entrances with the living unit on one floor. They have three basic forms: Recessed Central Entrances that are either shared (Photograph #115, 4445-47 Gibson Ave.) or paired (Photograph # 118, 4544-46 Oakland Ave.); Shared Central Entrance Porch that are accessed by the same set of stairs or separate steps (Photograph # 100, 4435-37 Gibson Ave.); and Individual Paired Entrance Porches on End Bays (Photograph # 12, 4455-59 Oakland Ave.). Six- and Eight-Family Flats have separate entrances with the living unit on one floor (Photograph # 125, 4559 Oakland Ave.).
- Row Houses have three or more two-story units that share a common wall; each unit has an individual entrance. (Photograph # 109, 4424-36 Arco Ave.; Photograph # 155, 4419-37 Oakland Ave.; and # 126 4515-20 Chouteau Ave.). Multi-Family Walk-Ups have a single common entrance and may have two, four, six or eight units composed of stacked one-floor units with a common central interior stair hall. (Photograph # 98, 4500 Wichita Ave.). Low-Rise Apartment Buildings have up to five stories and are larger than the Multi-Family Walk-Up. These buildings feature a common entrance with apartments accessed off a long, double-loaded corridor (Photograph # 147, 4580 Wichita Ave. and Photograph # 53, 4531-39 Chouteau Ave.).

United States Department of the Interior
National Park Service

**NATIONAL REGISTER OF HISTORIC PLACES
CONTINUATION SHEET**

Section 7 Page 6

Forest Park Southeast Historic District
St. Louis (Independent City), Missouri

Commercial building types/forms found in the District include the Neighborhood Commercial One-Part Block, the Neighborhood Commercial Two-Part Block and the Two-Part Vertical Block.

- The One-Part Commercial Block buildings are one-story in height and generally house a single business. Their architectural styling is simple with an emphasis on the storefront window glazing (Photograph # 35 building on the right, 4400-02 Chouteau Ave.).
- Slightly more complex than their one-story cousins are Two-Part Commercial Block buildings (Photograph # 17, 4300 Chouteau Ave. and Photograph # 85, Gibson and Newstead). These buildings are typically two to three stories in height with a clear separation of use between the first floor customer service function and the upper story office, meeting room or residential uses. Styling on the first story focuses on the storefront glazing and entrance. The design elements of the upper floors usually identify the building's architectural influences.
- The Two-Part Vertical Block is very similar to the Two-Part Commercial Block building. It has a first story that features either a storefront or an articulated entrance, one or more upper stories that share the same fenestration patterns and wall treatment and a cornice. A clear distinction occurs between the ground floor level and the upper floor levels through the use of different fenestration patterns and sizes, and wall decoration and ornamental belt courses of brick or stone that separates the first floor from the upper floors. The B.C.S. Moving and Storage Building is the only example found in the District and faces onto a major connector street with mixed commercial and residential use (Photograph # 25, 4242-43 Chouteau Ave.).

Institutional forms found in the District include churches in either the Late Gothic Revival (Photograph # 131, 1975 S. Taylor Ave.) or Romanesque Revival styles (Photograph # 96, 4464 Gibson Ave.). All are on corner locations. The Masonic Hall is the other institutional building and faces a main thoroughfare on the edge of the District (Photograph # 102, 1054 Kingshighway Blvd.).

Except where noted all of the buildings in the District are rectangular in plan and all retain a high degree of integrity. The following individual building descriptions are by street address alphabetically. Descriptive information about integrity notes elements that affected their evaluation as contributing or non-contributing properties in the District.

United States Department of the Interior
National Park Service

**NATIONAL REGISTER OF HISTORIC PLACES
CONTINUATION SHEET**

Section 7 Page 7

Forest Park Southeast Historic District
St. Louis (Independent City), Missouri

CONTRIBUTING PROPERTIES

1. **4207 Arco Ave.** **Building Date:** 1921 **Photo Log:** 167

Style: OTHER: Colonial Revival References

Building Type: Two Family Flat: Side Bay Recessed Entry

Architect:⁵ Unknown **Builder:** Unknown

Sitting on a quarry faced limestone foundation and rising two stories to a flat roof, this red brick duplex is two bays wide. The main entrance is recessed within the left bay under a limestone lintel. Two small square basement windows are located at ground level, directly below the first floor paired windows with decorative mullion, limestone sill and lintel. The two second story segmental arched windows each sit on limestone sills, yet the right window is a paired window with decorative mullion as the pair below. The cornice consists of patterned brickwork and the parapet has what appears to be limestone coping. With the exception of the reversible iron step railing and basement window security grill, this building retains a very high degree of historic integrity.

2. **4209 Arco Ave.** **Building Date:** 1917 **Photo Log:** 167

Style: OTHER: Colonial Revival References

Building Type: Two Family Flat: Side Bay Recessed Entry

Architect: Unknown **Builder:** Unknown

Sitting on a limestone foundation and rising two stories to a flat roof, this brick duplex is two bays wide. The main entrance is recessed within the left bay under a brick lintel. A small basement paired window is located at ground level, directly below the first floor paired windows with decorative mullion, transoms, limestone sill and brick lintel. The two second story windows each have limestone sills, yet the right window is a paired window with decorative mullion like the pair below, while the other is a single window. The cornice consists of modest brickwork and the parapet has what appears to be limestone coping. This building has retained all of its character-defining features and clearly conveys its historic integrity.

3. **4211A Arco Ave.** **Building Date:** c.1915 **Photo Log:** N/A

Style: No Style

Building Type: Outbuilding

Architect: Unknown **Builder:** Unknown

This one-story, wood frame, single-car garage building has a gable front roof clad with rolled asphalt and exposed rafter tails. The walls are clad with wide clapboards with corner boards and the garage bay has an overhead door. This building retains its historic integrity and is therefore a contributing resource.

⁵ Building permits do not distinguish between architect and builder except when both are listed. The designation "architect" indicates the name listed on the building permit. When an entry is made for "builder" it is based on the designation appearing on the building permit.

United States Department of the Interior
National Park Service

**NATIONAL REGISTER OF HISTORIC PLACES
CONTINUATION SHEET**

Section 7 Page 8

Forest Park Southeast Historic District
St. Louis (Independent City), Missouri

4. **4215 Arco Ave.** **Building Date:** c.1908 **Photo Log:** N/A

Style: OTHER: Historic Eclecticism

Building Type: Single Family: Shotgun

Architect: Unknown **Builder:** Unknown

With a flat roof and parapet coped with red terra-cotta, this brick shotgun house is three bays wide with the entrance in the rightmost bay, sheltered under a small shed roof porch on turned wood posts. The segmental arch windows sit on limestone sills and have a continuous band of terra-cotta hood molding tying them all together. It appears as though a later repair has interrupted the original brick pattern work at the parapet, as the lower portion of a white brick diamond is visible. This building retains its historic integrity.

5. **4217 Arco Ave.** **Building Date:** c.1908 **Photo Log:** 169

Style: OTHER: Historic Eclecticism

Building Type: Single Family: Shotgun

Architect: Unknown **Builder:** Unknown

This red brick shotgun house is three bays wide under a flat roof with a shaped parapet. The main entrance is in the leftmost of the three segmental arched bays of the front façade, which are each under a modest band of terra-cotta hood molding. A small modern shed porch has been added over the front door. In spite of the modern entrance porch and screen door, this shotgun house retains a high degree of historic integrity in its location, setting, materials, design, workmanship, feelings and associations.

6. **4221 Arco Ave.** **Building Date:** 1908 **Photo Log:** 169

Style: OTHER: Historic Eclecticism

Building Type: Single Family: Shotgun

Architect: Unknown **Builder:** Unknown

This red brick shotgun house is three bays wide under a flat roof with a shaped parapet and white terra-cotta coping. The main entrance is in the leftmost of the three segmental arched bays on the front façade, which are each under a modest band of terra-cotta hood molding. A small modern shed porch on iron posts has been added over the front door. This building continues to convey its historic character despite the minor addition of the small modern entrance porch.

7. **4223 Arco Ave.** **Building Date:** 1908 **Photo Log:** N/A

Style: OTHER: Historic Eclecticism

Building Type: Single Family: Shotgun

Architect: Unknown **Builder:** Unknown

This red brick shotgun house is three bays wide under a flat roof with a shaped parapet and white terra-cotta coping. The main entrance is in the leftmost of the three segmental arched bays of the front façade, which are each under a modest band of terra-cotta hood molding. A small brick open deck has been added at the front door. This building is distinctive for its high degree of historic integrity, retaining its character-defining features.

United States Department of the Interior
National Park Service

**NATIONAL REGISTER OF HISTORIC PLACES
CONTINUATION SHEET**

Section 7 Page 9

Forest Park Southeast Historic District
St. Louis (Independent City), Missouri

8. **4225 Arco Ave.** **Building Date:** 1903 **Photo Log:** N/A
Style: OTHER: Historic Eclecticism
Building Type: Single Family: Shotgun
Architect: Unknown **Builder:** Unknown
Rising to a flat roof with shaped parapet coped with white terra-cotta, this brick shotgun house has three bay, with the main entrance located at the leftmost bay sheltered under a modern metal awning on iron posts. Sitting on limestone sills, the two façade windows are within segmental arches with pressed brick hood molding. White terra-cotta is employed for cornice molding. Perma-stone has been applied up to the window sills and around the entrance door. Despite the application of Perma-stone and the metal awning, the character defining parapet and fenestration, as well as scale and massing, plan and form all contribute to the retention of the building's historic integrity. In addition, its setting among other shotgun houses remains intact. The building thus is able to convey feelings related to its period of construction and associations with its architectural style and function as single family housing.
9. **4227-4229 Arco Ave.** **Building Date:** c.1908 **Photo Log:** 168
Style: OTHER: Historic Eclecticism
Building Type: Four Family Flat: Shared Central Porch
Architect: Unknown **Builder:** Unknown
Sitting on a limestone sill and rising two stories to a flat roof with shaped parapet coped with red terra-cotta, this brick building has four bays. The main entrance doors are centrally located and sheltered under a modern shed roof porch. The two first floor segmental arched windows sit on what appear to be limestone sills, directly below which are two small basement windows and a limestone water table. The second story windows each have brick lintels and sit on limestone sills, however the two central windows are slightly narrower. At cornice level, there are two bands of protruding brick stretchers spanning the façade. Despite the modern materials used for the entrance porch, this minor alteration does not compromise the historic integrity of this building.
10. **4235 Arco Ave.** **Building Date:** 1913 **Photo Log:** 168
Style: OTHER: Colonial Revival References
Building Type: Single Family: Shotgun
Architect: Unknown **Builder:** Unknown
Sitting on a limestone foundation, this brick shotgun house is three bays wide with its entrance in the rightmost bay which is stepped back approximately 8-10 feet. The entrance is sheltered under a modern shed roof porch on iron posts. The two segmental arched façade windows sit on limestone sills with splayed brickwork. Elaborate brickwork at the cornice and parapet. This shotgun house is quite distinctive and still retains its high degree of historic integrity despite the modern entrance porch.
11. **4239A Arco Ave.** **Building Date:** c.1913 **Photo Log:** N/A
Style: No Style
Building Type: Outbuilding
Architect: Unknown **Builder:** Unknown
This one story, single-car, wood frame garage building has a gable front and original hinged wood doors. The

United States Department of the Interior
National Park Service

**NATIONAL REGISTER OF HISTORIC PLACES
CONTINUATION SHEET**

Section 7 Page 10

Forest Park Southeast Historic District
St. Louis (Independent City), Missouri

roof has asphalt shingles and exposed rafter-tails. The walls are clad in the original thin clapboards with corner boards. This building retains a high degree of integrity and contributes to the District.

12. 4241 Arco Ave. Building Date: c.1908 Photo Log: 168

Style: OTHER: Historic Eclecticism

Building Type: Two Family Flat: Side Bay Recessed Entry

Architect: Unknown **Builder:** Unknown

Sitting on a quarry faced limestone foundation with an ashlar water table, this brick duplex rises to a flat roof with a faux mansard form attached to the parapet. Two bays wide, this building has its two entrances recessed within the left bay within a round archway with pressed brick hood molding. The windows each sit on limestone sills, the two second story windows having brick lintels and the first floor round-arched window having the same pressed brick hood molding as the entrance bay. Two small square basement windows are located at ground level directly below the first story window. The cornice is composed of corbelled brick, terracotta and pressed metal with the mansard form being clad with diamond-shaped slate shingles. This building retains an extremely high degree of historic integrity, not only through massing and scale, but none of the stylistic details has been altered.

13. 4243 Arco Ave. Building Date: 1918 Photo Log: 168

Style: OTHER: Romanesque References

Building Type: Two Family Flat: Side Bay Recessed Entry

Architect: Unknown **Builder:** Unknown

Sitting on a quarry faced limestone foundation with ashlar water table, this brick duplex rises to a flat roof. Two bays wide, this building has its two entrances recessed within the left bay within a round archway with pressed brick hood molding. The windows each sit on limestone sills. The first floor round-arched window has the same pressed brick hood molding as the entrance bay. Two small square basement windows are located at ground level. With the exception of the use of untreated wood for the step railing, which is reversible, this building retains its historic integrity.

14. 4249 Arco Ave. Building Date: 1901 Photo Log: N/A

Style: LATE 19TH AND 20TH CENTURY REVIVALS: Colonial Revival

Building Type: Two Family Flat: Side Bay Recessed Entry

Architect: Albert Howe **Builder:** Unknown

Rising from a quarry faced limestone sill to a flat roof with shaped parapet, this two-story brick duplex has three bays with the entrance doors recessed behind a round arch in the leftmost bay. The fenestration is symmetrical with each window having decorative brick lintels and sitting on a limestone sill with small brackets. The pressed metal cornice includes patterned brick dentils. With the exception of the doors having been replaced, this building has a very high degree of historic integrity.

United States Department of the Interior
National Park Service

**NATIONAL REGISTER OF HISTORIC PLACES
CONTINUATION SHEET**

Section 7 Page 11

Forest Park Southeast Historic District
St. Louis (Independent City), Missouri

-
15. **4251 Arco Ave.** **Building Date:** 1920 **Photo Log:** 72
Style: OTHER: Historic Eclecticism
Building Type: Neighborhood Commercial Building: Two Part Commercial Block
Architect: William Wassman **Builder:** Unknown
Rising two stories to a flat roof, this brick corner commercial building has three bays across its front façade. The first floor consists of two large storefront window bays with a corner entrance door and the upstairs apartment door in the small rightmost bay. The commercial storefront, which is boarded, employs pressed metal and wood with transoms. The second floor apartment windows are symmetrical with modest brick lintels and each sitting on limestone sills which are incorporated into a pressed brick belt course. A band of protruding brick and pressed metal compose the cornice line and terra-cotta is used as coping for the parapet. This corner block has a very high degree of integrity, as it retains all of its character-defining features.
16. **4301-03 Arco Ave.** **Building Date:** c.1909 **Photo Log:** 71
Style: LATE 19TH AND 20TH CENTURY REVIVALS: Mission/Spanish Colonial Revival
Building Type: Neighborhood Commercial Building: Two Part Commercial Block
Architect: Unknown **Builder:** Unknown
Rising two stories to a flat roof with a Mission Revival shaped parapet, this blonde brick corner building has six bays. The first floor is commercial space and the second floor served as residential. With a corner storefront entrance, it appears that another commercial entrance is located in the leftmost bay. In addition, the two residential entrances are centrally located. The first story has since been entirely clapped in aluminum siding and a flat roof awning installed. The second story symmetrical windows each sit on limestone sills and have slightly protruding brick hood molding. The cornice is embellished with corbelled brickwork, pressed metal cornice molding and parapet coping. In spite of the boarded windows and first story aluminum cladding, this building clearly conveys its historic character-defining features.
17. **4301A Arco Ave.** **Building Date:** c.1910 **Photo Log:** N/A
Style: No Style
Building Type: Outbuilding
Architect: Unknown **Builder:** Unknown
Typical in the district, this brick garage building has a flat roof with parapet walls capped with clay coping tiles. The building has a single, two-car garage bay with a modern overhead door. This building has retained its integrity of materials, size, scale and massing.
18. **4311 Arco Ave.** **Building Date:** 1901 **Photo Log:** 69
Style: OTHER: Historic Eclecticism
Building Type: Single Family: Shotgun
Architect: George Vocker **Builder:** Unknown
This flat-roofed brick shotgun is two bays wide with the left bay front entrance sheltered under a small hipped roof porch on wood posts. The arched window bay has decorative terra-cotta molding and its sill is incorporated within the water table. Decorative terra-cotta is found in the frieze, below the pressed tin cornice, and in the shaped parapet which has pressed tin coping. With the exception of the storm window, step railing and replacement door, the character-defining features of this building are still clearly conveyed.

United States Department of the Interior
National Park Service

**NATIONAL REGISTER OF HISTORIC PLACES
CONTINUATION SHEET**

Section 7 Page 12

Forest Park Southeast Historic District
St. Louis (Independent City), Missouri

-
19. **4312-4314 Arco Ave.** **Building Date:** 1922 **Photo Log:** 70
Style: No Style
Building Type: Four Family Flat: Shared Central Porch
Architect: L. McCune **Builder:** Unknown
Rising two stories to a flat roof with a shaped parapet coped with limestone, this brick building has four bays. The two entrance doors are centrally located and sheltered under a shed roof porch that spans the two central bays. The façade windows, which have since been replaced with modern windows, are void of decorative elements. Although symmetrical, the windows vary with the second floor windows being paired, in contrast to the single windows on the first floor. There is some modest brick patterning, including rectangular shapes above and below the cornice line band of upturned stretchers. Although this building has replacement doors and windows, the significant character-defining features have been retained.
20. **4313 Arco Ave.** **Building Date:** c.1901 **Photo Log:** 69
Style: OTHER: Historic Eclecticism
Building Type: Single Family: Shotgun
Architect: Unknown **Builder:** Unknown
This flat-roofed brick shotgun is two bays wide with the right bay front entrance sheltered by a small hipped-roof porch on turned spindle columns. Blonde brick facing rises up to a high limestone water table with red brick continuing to rise up past a large unadorned window to a frieze of decorative terra-cotta plaques and a shaped parapet. With the exception of the storm window, there are no visible alterations to the original construction of this building.
21. **4313A Arco Ave.** **Building Date:** c.1915 **Photo Log:** N/A
Style: No Style
Building Type: Outbuilding
Architect: Unknown **Builder:** Unknown
This one story, one-car concrete block garage building has a wood-paneled overhead door and a gable-front roof, as well as parapets at the side walls. This building is in good condition and retains its historic integrity.
22. **4316 Arco Ave.** **Building Date:** c.1909 **Photo Log:** 70
Style: LATE 19TH AND 20TH CENTURY REVIVALS: Colonial Revival
Building Type: Two Family Flat: Side Bay Recessed Entry
Architect: Vackel [sic] **Builder:** Unknown
Rising two stories to a flat roof, this brick duplex has three bays with the two entrances recessed within a round archway and sheltered by a small shed porch on wood columns. Each of the façade windows are segmental arched on limestone sills. The cornice includes protruding brickwork implying dentils and a pressed metal cornice molding. In spite of the recent addition of the entrance porch, it does not compromise the ability of this building to convey its historic integrity.

United States Department of the Interior
National Park Service

**NATIONAL REGISTER OF HISTORIC PLACES
CONTINUATION SHEET**

Section 7 Page 13

Forest Park Southeast Historic District
St. Louis (Independent City), Missouri

23. **4317 Arco Ave.** **Building Date:** c.1909 **Photo Log:** 68, 69
Style: OTHER: Historic Eclecticism
Building Type: Single Family: Shotgun
Architect: Unknown **Builder:** Unknown
This brick flat-roofed shotgun house is two bays wide with the front entrance sheltered under a small shed roof porch. Decorative terra-cotta is found throughout the façade, including hood molding above the arched window, a band of plaques forming a frieze and as coping on the shaped parapet, which employs decoratively patterned brickwork. Despite the installation of a storm door, this building retains a high degree of historic integrity.
24. **4318 Arco Ave.** **Building Date:** c.1909 **Photo Log:** 70
Style: LATE VICTORIAN: Romanesque Revival
Building Type: Single Family: Shotgun
Architect: Unknown **Builder:** Unknown
Sitting on a quarry faced limestone foundation, this three bay shotgun house has a flat roof with a shaped parapet coped with white terra-cotta. The entrance is within a round arch in the rightmost bay sheltered by a modern metal awning. The two façade windows are round-arched, sit on limestone sills and have had modern metal awnings installed. The cornice line includes patterned brick work and white terra-cotta cornice molding. Although this shotgun house has had metal awnings installed, this is not only completely reversible, but it does not compromise the ability of this building to convey its historic character.
25. **4319 Arco Ave.** **Building Date:** 1916 **Photo Log:** 68, 69
Style: OTHER: Historic Eclecticism
Building Type: Single Family: Shotgun
Architect: Unknown **Builder:** Unknown
This brick flat-roofed shotgun house is two bays wide with the left bay entrance sheltered under a small hipped roof porch on brick columns. The right bay consists of a segmental arched window, below which, at the limestone foundation, is a small basement segmental arched window. Rising to the shaped parapet, which has patterned brickwork, is a corbelled brickwork cornice line implying dentils. This building retains its historic integrity.
26. **4320 Arco Ave.** **Building Date:** 1914 **Photo Log:** 70
Style: LATE VICTORIAN: Romanesque Revival
Building Type: Single Family: Shotgun
Architect: Unknown **Builder:** Unknown
This red brick shotgun house is three bays wide under a flat roof with a decorative shaped parapet with white terra-cotta coping. The bays are round-arched and decorated with terra-cotta hood molding, with the entrance door recessed within the rightmost bay. The quarry faced limestone foundation is broken by two small basement windows, above which the first floor windows sit on limestone sills. The cornice line consists of a band of patterned brickwork implying dentils. Although replacement windows and a screen door have been installed, the historic character of this building is quite clear.

United States Department of the Interior
National Park Service

**NATIONAL REGISTER OF HISTORIC PLACES
CONTINUATION SHEET**

Section 7 Page 14

Forest Park Southeast Historic District
St. Louis (Independent City), Missouri

27. **4321 Arco Ave.** **Building Date:** 1914 **Photo Log:** 68, 69

Style: OTHER: Colonial Revival References

Building Type: Single Family: Shotgun

Architect: Unknown **Builder:** Unknown

This brick flat-roofed shotgun house is two bays wide with the left bay entrance sheltered under a small shed roof porch. The right bay consists of a segmental arched window with new awning, below which, at the limestone foundation, is a short basement segmental arched paired window. Rising to the shaped parapet, which has patterned brickwork and terra-cotta coping, is a corbelled brickwork cornice line implying dentils. Although metal awnings and a small porch have been recently added, the character-defining features have not been compromised on this building.

28. **4322 Arco Ave.** **Building Date:** c.1909 **Photo Log:** N/A

Style: OTHER: Historic Eclecticism

Building Type: Single Family: Shotgun

Architect: Unknown **Builder:** Unknown

Sitting on a quarry faced limestone foundation, this flat-roofed brick shotgun house with shaped parapet is only two bays wide with the entrance door in the left bay. The round-arched window in the right bay sits on a limestone sill under a contemporary awning that spans the façade, which has a contemporary wood deck, as well. Despite the modern porch and window, this shotgun house retains its historic integrity.

29. **4323 Arco Ave.** **Building Date:** 1921 **Photo Log:** 68

Style: OTHER: Historic Eclecticism

Building Type: Single Family: Shotgun

Architect: A. Beck **Builder:** Unknown

This one-story flat-roofed brick house is three bays wide with the main entrance sheltered under a small gable front porch on brick columns. A segmental arched basement window with splayed brick lintel rests on the limestone foundation, above which are the first story windows decorated with terra-cotta hood molding. The faux mansard roof has asphalt shingles and wide eaves. This building retains a very high degree of historic integrity.

30. **4328 Arco Ave.** **Building Date:** 1909 **Photo Log:** N/A

Style: LATE VICTORIAN: Romanesque Revival

Building Type: Single Family: Shotgun

Architect: Charlotte Mackel **Builder:** Unknown

This red brick shotgun house sits on a coursed limestone foundation and is three bays wide under a flat roof with a shaped parapet and white terra-cotta coping. The bays are round-arched and decorated with terra-cotta hood molding, with the entrance door recessed within the rightmost bay and the windows sitting on bracketed limestone sills. The cornice line is highly decorative with terra-cotta and patterned brick work. In spite of the minor alterations of storm windows and security bars, this distinctive shotgun has retained a high degree of historic integrity.

United States Department of the Interior
National Park Service

**NATIONAL REGISTER OF HISTORIC PLACES
CONTINUATION SHEET**

Section 7 Page 15

Forest Park Southeast Historic District
St. Louis (Independent City), Missouri

31. **4329 Arco Ave.** **Building Date:** c.1909 **Photo Log:** 67, 68, 131
Style: OTHER: Historic Eclecticism
Building Type: Two Family Flat: Side Bay Recessed Entry
Architect: Unknown **Builder:** Unknown
 Sitting on a quarry faced limestone foundation with an ashlar water table and rising to a flat roof, this red brick duplex has three bays. The main entrances are recessed in the left most bay. The façade windows are symmetrical, as well as identical in their treatment, with limestone sills and soldier brick lintels. The cornice consists of a band of modest flush brickwork and pressed metal cornice molding. With the exception of modern storm windows and a replacement door, this building retains a very high degree of historic integrity.
32. **4330 Arco Ave.** **Building Date:** 1921 **Photo Log:** 132
Style: OTHER: Colonial Revival References
Building Type: Two Family Flat: Side Bay Recessed Entry
Architect: Unknown **Builder:** Unknown
 Sitting on a limestone foundation and rising to a flat roof, this two-story red brick duplex has two bays with the two entrances recessed in the right bay under a round archway. The windows sit on brick sills in segmental arches and are symmetrical, yet the second floor right window is narrower. The cornice incorporates protruding brick dentils rising up to a parapet with terra-cotta coping. In spite of the installation of storm windows and doors, this building has not compromised its ability to convey its historic character-defining features.
33. **4330A Arco Ave.** **Building Date:** c.1910 **Photo Log:** N/A
Style: No Style
Building Type: Outbuilding
Architect: Unknown **Builder:** Unknown
 This two story brick building has a flat roof with parapet walls capped with clay coping tiles. Long and narrow, this building is one bay wide on the south façade, with a garage bay on the first story and a rectangular window at the second story, which has a steel lintel and has been filled with brick. The building has five segmental arched windows at the first and second stories of the west façade, most of which have been filled with brick. There is a segmental arched pedestrian door in the rightmost bay of the west façade. The building has retained a high degree of its historic integrity and is therefore a contributing resource to the District.
34. **4331 Arco Ave.** **Building Date:** 1915 **Photo Log:** 67, 68
Style: OTHER: Romanesque Revival References
Building Type: Single Family: Shotgun
Architect: F. Eick We_er (sic) **Builder:** Unknown
 This red brick shotgun house is three bays wide under a flat roof with a decorative shaped parapet with white terra-cotta coping. The bays are round-arched and decorated with terra-cotta hood molding, with the entrance door recessed within the leftmost bay. The window sills are incorporated into the water table, below which is blonde facing brick and two small basement windows. Below the white terra-cotta cornice is a band of protruding brick headers implying dentils. With the exception of the replacement door and window security bars, this distinctive shotgun house retains a very high degree of historic integrity.

United States Department of the Interior
National Park Service

**NATIONAL REGISTER OF HISTORIC PLACES
CONTINUATION SHEET**

Section 7 Page 16

Forest Park Southeast Historic District
St. Louis (Independent City), Missouri

35. **4334 Arco Ave.** **Building Date:** 1920 **Photo Log:** 66, 132
Style: OTHER: Historic Eclecticism
Building Type: Two Family Flat: Shared Side Bay Porch Entrance
Architect: Unknown **Builder:** Unknown
Rising two stories to a flat roof with shaped parapet, this two-story brick duplex has two bays with the entrances sheltered under a small flat-roofed porch on brick columns. The asymmetrical windows sit on limestone sills and have modestly decorative brick patterned lintels. The parapet coping, as well as the cornice, are white terra-cotta. The only visible alteration from the original construction is the replacement of the entrance doors, which does not compromise the ability of this building to convey its distinctive historic character.
36. **4334A Arco Ave.** **Building Date:** c.1910 **Photo Log:** N/A
Style: No Style
Building Type: Outbuilding
Architect: Unknown **Builder:** Unknown
This one story brick garage building has a flat roof with side parapet walls capped with clay coping tiles. There are two, single car garage bays with hinged wood doors. The building retains its historic integrity and contributes to the District.
37. **4335 Arco Ave.** **Building Date:** 1923 **Photo Log:** 67, 131
Style: OTHER: Historic Eclecticism
Building Type: Two Family Flat: Side Bay Recessed Entry
Architect: Unknown **Builder:** Unknown
Rising two stories to a half mansard form asphalt shingle roof, this brick duplex span three bays with the two entrances recessed under a leftmost bay which is a high-style Romanesque round arch with distinctive terra-cotta hood molding and flanked by paired columns. Each of the façade windows sits in a segmental arch with splayed brick lintels, with the first floor windows sitting on limestone sills that form the water table, below which the brick has been painted brown and is broken by two small basement windows. The second floor windows are found above a terra-cotta belt course, each sitting on a stone sill supported by corbelled brick brackets, of which the two outer sills have been badly damaged. The wide eaves of the roof shelter the modest patterned brickwork and terra-cotta cornice. Although some of the windows have been lost, the character-defining features of this building are still quite clear and it retains its historic integrity.
38. **4336 Arco Ave.** **Building Date:** 1911 **Photo Log:** 66, 132
Style: OTHER: Colonial Revival References
Building Type: Two Family Flat: Shared Side Bay Porch Entrance
Architect: F. Arnold **Builder:** Unknown
Sitting on a limestone foundation and rising to a flat roof with shaped parapet, this two-story red brick duplex has two bays with the entrance sheltered at the right bay under a flat roof porch on iron posts. The windows have distinctive limestone sills and lintels, with the first floor round-arched window's sill incorporated into the water table, below which the brick is dark brown. The entrance porch roof doubles as a second floor porch with iron balustrade. White terra-cotta embellishes the parapet as coping, as well as forming the cornice detailing.

United States Department of the Interior
National Park Service

**NATIONAL REGISTER OF HISTORIC PLACES
CONTINUATION SHEET**

Section 7 Page 17

Forest Park Southeast Historic District
St. Louis (Independent City), Missouri

Despite the installation of security bars and iron porch posts, the historic integrity of this building has not been compromised.

39. **4336A Arco Ave.** **Building Date:** c.1915 **Photo Log:** N/A

Style: No Style

Building Type: Outbuilding

Architect: Unknown **Builder:** Unknown

This concrete block garage building has a flat roof with side parapet walls capped with clay coping tiles. The front façade has two, narrow, single-car garage bays with hinged wood doors.

40. **4338 Arco Ave.** **Building Date:** 1911 **Photo Log:** 66, 132

Style: LATE 19TH AND 20TH CENTURY REVIVAL STYLES: Colonial Revival

Building Type: Two Family Flat: Shared Side Bay Porch Entrance

Architect: Unknown **Builder:** Unknown

Sitting on a limestone foundation and rising to a flat roof with shaped parapet, this two-story red brick duplex has two bays with the entrance sheltered at the right bay under a flat roof porch on turned columns. The windows have distinctive limestone sills and lintels, with the first floor sill incorporated into the water table, below which the brick is dark brown. The entrance porch roof doubles as a second floor porch with iron balustrade. White terra-cotta embellishes the parapet as coping, as well as forming the cornice detailing. In spite of storm window and door installation, this has not compromised this building's ability to convey its historic character-defining features.

41. **4339 Arco Ave.** **Building Date:** 1912 **Photo Log:** 67, 131

Style: OTHER: Historic Eclecticism

Building Type: Two Family Flat: Shared Side Bay Porch Entrance

Architect: M.Naherly **Builder:** Unknown

Rising two stories, this flat-roofed brick duplex is two bays wide with the entrances sheltered under a small hipped roof porch on brick columns. The symmetrical rectangular windows, have limestone sills with the first floor sills incorporated within the water table. The shaped parapet with pressed metal coping rises above the cornice which consists of patterned brick work and pressed metal detailing. No visible changes appear.

42. **4339A Arco Ave.** **Building Date:** c.1920 **Photo Log:** N/A

Style: No Style

Building Type: Outbuilding

Architect: Unknown **Builder:** Unknown

This tall one story, wood frame garage building has two single-car garage bays with wood panel overhead doors separated by a vertical wood beam. The roof is clad with asphalt shingles and asbestos shingles clad the walls. This building retains its historic integrity and therefore is contributing to the District.

United States Department of the Interior
National Park Service

**NATIONAL REGISTER OF HISTORIC PLACES
CONTINUATION SHEET**

Section 7 Page 18

Forest Park Southeast Historic District
St. Louis (Independent City), Missouri

-
43. **4340 Arco Ave.** **Building Date:** c.1908 **Photo Log:** 66, 132
Style: LATE VICTORIAN: Romanesque Revival
Building Type: Two Family Flat: Side Bay Recessed Entry
Architect: Unknown **Builder:** Unknown
Rising from a quarry faced limestone foundation, this two-story flat-roofed brick duplex spans three bays across with the rightmost bay projecting forward and containing the round-arched recess within which the main entrance is found. The round-arched windows are each decorated with terra-cotta hood molding and sit on limestone sills. Terra-cotta is employed throughout the façade, creating four separate beltcourses, as well as embellishing the cornice and parapet. This building has retained a very high degree of historic integrity.
44. **4341 Arco Ave.** **Building Date:** 1912 **Photo Log:** 65, 67, 131
Style: OTHER: Historic Eclecticism
Building Type: Two Family Flat: Shared Side Bay Porch Entrance
Architect: Unknown **Builder:** Unknown
Rising two stories to a flat roof, this red brick duplex has two bays with the entrances sheltered at the leftmost bay under a small hipped roof porch on brick columns. Sitting on a limestone foundation, the symmetrical windows, absent of hood decoration, sit on limestone sills with the first floor sill incorporated within the water table, below which the brick is a dark brown. The parapet with white terra-cotta coping rises above the cornice which consists of patterned brick work and white terra-cotta detailing. With the exception of the replacement door, this building retains a high degree of historic integrity.
45. **4342 Arco Ave.** **Building Date:** 1910 **Photo Log:** 66, 132
Style: LATE 19TH AND 20TH CENTURY REVIVAL STYLES: Colonial Revival
Building Type: Two Family Flat: Side Bay Recessed Entry
Architect: A.E. Spencer **Builder:** Unknown
Rising two stories to a flat roof with shaped parapet, this brick duplex has three bays with the two entrances in recessed in the rightmost bay. The bays are distinguished by limestone sills and lintels throughout, with the first floor sills forming a water table. The cornice incorporates both patterned brickwork dentils and white terra-cotta, which is also found as coping on the parapet. Although the entrance doors have been boarded up, this building retains a high degree of historic integrity.
46. **4343 Arco Ave.** **Building Date:** 1913 **Photo Log:** 65, 131
Style: OTHER: Historic Eclecticism
Building Type: Two Family Flat: Side Bay Recessed Entry
Architect: Unknown **Builder:** Unknown
Rising two stories to a flat roof, this red brick duplex has two bays with the entrances recessed in the leftmost bay . Sitting on a limestone foundation, the symmetrical windows, absent of hood decoration, sit on limestone sills with the first floor sill incorporated within the white brick water table, below which the brick is a darker red. The parapet with white terra-cotta coping rises above the cornice which consists of bands of corbelled brick. Despite the loss of the window sash, this building retains its character-defining features and therefore its historic integrity.

United States Department of the Interior
National Park Service

**NATIONAL REGISTER OF HISTORIC PLACES
CONTINUATION SHEET**

Section 7 Page 19

Forest Park Southeast Historic District
St. Louis (Independent City), Missouri

-
47. **4344-4348 Arco Ave.** **Building Date:** c.1908 **Photo Log:** 66, 132
Style: OTHER: Historic Eclecticism
Building Type: Six Family Flat
Architect: Aug Beck **Builder:** Unknown
Rising two stories from a limestone foundation to a flat roof with shaped parapet coped in white terra-cotta, this six family flat has six bays. The main entrances are clustered in pairs, recessed within round archways at the second, fourth and fifth bays. The windows vary throughout with the outermost bays having windows slightly wider than the inner windows and the two second story central windows being pointed arch with limestone keystones. All of the windows have in common that they sit on limestone sills, with the first floor sills incorporated within the water table. Small basement windows are found at ground level. The cornice consists of flush brickwork as a frieze and pressed metal cornice molding. Despite the security bars, replacement doors and windows, this has not compromised the ability of this building to convey its historic integrity.
48. **4345 Arco Ave.** **Building Date:** 1908 **Photo Log:** 65, 131
Style: OTHER: Historic Eclecticism
Building Type: Two Family Flat: Side Bay Recessed Entry
Architect: Unknown **Builder:** Unknown
Rising three stories, this brick duplex is three bays wide under a flat roof with faux mansard roof on the third floor façade. Spanning three bays with the two entrance doors recessed in the rightmost bay, the first floor round-arched bays are decorated with distinctive terra-cotta hood molding and limestone window sills. The second floor segmental arched windows also have terra-cotta hood molding and limestone sills. The cornice incorporates both patterned brickwork and terra-cotta details. The faux mansard façade of the third floor is clad in hexagonal slate shingles with both a paired window hipped dormer and a round dormer. The only alteration to the original construction has been the installation of security bars, otherwise it retains a very high degree of historic integrity.
49. **4349 Arco Ave.** **Building Date:** c.1908 **Photo Log:** 65, 131
Style: OTHER: Historic Eclecticism
Building Type: Two Family Flat: Side Bay Recessed Entry
Architect: Unknown **Builder:** Unknown
This two-story flat-roofed brick duplex spans three bays across with the rightmost bay projecting forward and sheltering the round-arched recessed entrance doors. The segmental arched windows are symmetrical across the façade, sit on limestone sills and are decorated with terra-cotta hood molding throughout. The cornice consists of patterned brickwork and terra-cotta detailing rising to a parapet with terra-cotta coping. This building retains a very high degree of historic integrity.
50. **4400 Arco Ave.** **Building Date:** 1912 **Photo Log:** 129
Style: OTHER: Historic Eclecticism
Building Type: Two Family Flat: Side Bay Recessed Entry
Architect: Unknown **Builder:** Frank Arnold
This typical two family flat has a red brick façade with a round-arched entry in the right bay (behind which are the two front doors). A narrow replacement window is above the entry; the left bay has wide replacement

United States Department of the Interior
National Park Service

**NATIONAL REGISTER OF HISTORIC PLACES
CONTINUATION SHEET**

Section 7 Page 20

Forest Park Southeast Historic District
St. Louis (Independent City), Missouri

windows at the first two stories and a smaller pair of basement windows. Sills are limestone; a limestone course separates the first story from the basement, which uses a bonding pattern that emphasizes the burnt headers every four courses. Brick panels at the frieze level introduce a metal cornice and parapet wall with raised end blocks.

51. 4400A Arco Ave. Building Date: c.1912 Photo Log: N/A

Style: No Style

Building Type: Neighborhood Commercial Building: One Part Commercial Block

Architect: Unknown Builder: Unknown

This one story brick building has a flat roof and is visually divided on the front façade into three commercial sections, with the two left sections denoted by portions of raised parapet capped with stone. The two left commercial spaces have been covered by wood paneling. The rightmost section of the façade has been clad with Perma-stone. These alterations appear to be reversible and the building retains its integrity of scale, size, massing, materials and sense of place.

52. 4401 Arco Ave. Building Date: 1906 Photo Log: 130

Style: OTHER: Historic Eclecticism

Building Type: Two Family Flat: Side Bay Recessed Entry

Architect: Louis Horman Builder: George Vocker

This two-story brick building has two bays and is similar to the adjacent building at 4402 Arco. One bay is composed of an arched recessed entrance under a narrow one-over-one sash rectangular window. Wide stacked single windows with one-over-one sashes create the other bay. Below them are a pair of rectangular basement windows. All of the windows have limestone sills. A limestone water table separates the foundation from the upper portion of the façade. Wide courses of brick with inset panels act as spandrel panels. A projecting cornice is below a flat parapet with raised end blocks. The random rubble limestone foundation is visible on the side of the building. It is covered with patterned brick on the primary façade. The building retains a high degree of integrity.

53. 4401A Arco Ave. Building Date: c.1910 Photo Log: 145

Style: No Style

Building Type: Outbuilding

Architect: Unknown Builder: Unknown

Similar to its neighbor at 4403A Arco Ave., this garage building has brick walls capped with clay coping tiles and a flat roof. The two, single-car garage bays have been covered with plywood. The east (left) façade reveals a small window and a pedestrian door within segmental arches that have been covered with plywood, as well as a rectangular multi-pane window at the rear of the building. The building has retained a high degree of integrity and contributes to the District.

United States Department of the Interior
National Park Service

**NATIONAL REGISTER OF HISTORIC PLACES
CONTINUATION SHEET**

Section 7 Page 21

Forest Park Southeast Historic District
St. Louis (Independent City), Missouri

54. **4402 Arco Ave.** **Building Date:** 1912 **Photo Log:** 129

Style: OTHER: Historic Eclecticism

Building Type: Two Family Flat: Shared Side Bay Porch Entrance

Architect: Unknown **Builder:** Frank Arnold

This two-story brick building has two bays. A hip-roof projecting entry porch with a narrow rectangular one-over-one sash window creates one bay. An round, rowlock arched window and a rectangular window above it create the second bay. Both of these windows have one-over-one sashes and limestone sills. Brick panels at the frieze introduce a terra-cotta cornice and parapet wall with raised end blocks. There is a vacant lot to the west of this property and the front yard has a chain-link fence. The property faces north on Arco on a mostly intact block of turn of the century houses and multi-flat buildings. The building retains a high degree of integrity.

55. **4403 Arco Ave.** **Building Date:** 1899 **Photo Log:** 130

Style: OTHER: Historic Eclecticism

Building Type: Two Family Flat: Side Bay Recessed Entry

Architect: Unknown **Builder:** Charles G. Froehlich

The mansard-like roof of this two-story red brick residential building is similar to the residence at 4464 Chouteau. The roof has shallow eaves, except at the front where the eaves flare out and are supported by modillions. The façade has three bays created by an entrance bay and a set of stacked single windows. All five main windows in the three-bay façade are rectangular one-over-one sash windows with flat arches created by soldier brick lintels. The recessed entrance also has a flat arch with entrance doors with transoms filled with glass block. A hip roof central dormer has three windows. Below the limestone sill course at the first floor, brown brick clads the foundation.

56. **4403A Arco Ave.** **Building Date:** c.1910 **Photo Log:** N/A

Style: No Style

Building Type: Outbuilding

Architect: Unknown **Builder:** Unknown

This brick garage building has a flat roof and parapet walls capped with clay coping tiles. There are two, single-car garage bays with non-historic hinged wood doors. In addition, there is an additional hinged pedestrian door at the far left bay. The building retains its historic integrity and contributes to the District.

57. **4405 Arco Ave.** **Building Date:** 1910 **Photo Log:** 130

Style: OTHER: Historic Eclecticism

Building Type: Two Family Flat: Side Bay Recessed Entry

Architect: Unknown **Builder:** George Vocker

This two-story building has a two-bay red brick façade. The entrance and a single window above form one bay. Paired stacked windows form the other bay. The recessed entrance has three keystones in the brick arch. A smooth limestone sill course defines the foundation and a broken course at the second story window lintels. Brown brick faces the façade below the limestone sill course at the first floor. The second story window has a one-over-one sash. A pair of narrow one-over-one sash windows fill the first floor window openings. Two small square basement windows are directly below the first floor window and are boarded over. Along the

United States Department of the Interior
National Park Service

**NATIONAL REGISTER OF HISTORIC PLACES
CONTINUATION SHEET**

Section 7 Page 22

Forest Park Southeast Historic District
St. Louis (Independent City), Missouri

roofline is a bracketed projecting cornice under an asymmetrical parapet with a curved raised portion over the window bay. The parapet wall has been altered and is missing its projecting end and coping. The building appears to have been altered and is difficult to read. No similar treatment is found in the District. Nevertheless because of its size, scale, massing and materials it contributes to the District's sense of place.

58. 4408 Arco Ave. Building Date: 1897 Photo Log: 129

Style: OTHER: Historic Eclecticism

Building Type: Single Family House: Shotgun

Architect: Unknown Builder: Unknown

This unusual variation of the shotgun house has its main entrance in a recessed bay near the rear of the main block. The bay is only wide enough to accommodate a door that faces the street. A bracketed shed roof covers the entrance stoop. At the street, the façade is two bays wide, both bays composed of single round-arched one-over-one sash windows on a stone sill course. A brick frieze and metal cornice set off a flat brick parapet wall with terra-cotta coping. Below the sill course is a foundation with brick veneer. Two basement windows are located under the first floor windows. The random rubble limestone foundation is visible on the side of the building.

59. 4409 Arco Ave. Building Date: 1895 Photo Log: 130

Style: OTHER: Colonial Revival References

Building Type: Single Family House: Shotgun

Architect: Unknown Builder: Unknown

This single-story house has three bays. A full arch recessed entrance creates one bay. Single windows with one-over-one arched openings comprise the other two bays. The front door is set back behind a round-arched opening with radiating brick voussoirs. Both windows use uncommon flattened arches with regular rectangular sash windows set in behind them. Rough-faced coursed limestone is used below a wide limestone water table; two basement windows are below the first floor windows. The cornice is molded brick with corbelled end blocks. The parapet features a central medium-pitched gable with molded brick designs. The building retains a high degree of integrity.

60. 4410 Arco Ave. Building Date: 1907 Photo Log: 129

Style: OTHER: Historic Eclecticism

Building Type: Two Family Flat: Side Bay Recessed Entry

Architect: Unknown Builder: Michael Laherty

This two-story brick building has a round-arched recessed entry in an end bay and two bays created by stacked single windows with one-over-one sashes. The windows have round arch openings with soldier/stretcher hoods connected by courses of molded brick. A metal cornice sets off a parapet wall that has a raised center section. The building retains sufficient integrity to contribute to the District's significance.

United States Department of the Interior
National Park Service

**NATIONAL REGISTER OF HISTORIC PLACES
CONTINUATION SHEET**

Section 7 Page 23

Forest Park Southeast Historic District
St. Louis (Independent City), Missouri

-
61. **4411 Arco Ave.** **Building Date:** 1910 **Photo Log:** 130
Style: OTHER: Historic Eclecticism
Building Type: Two Family Flat: Shared Side Bay Porch Entrance
Architect: Unknown **Builder:** McInerney Brothers
This two-story brick building mixes a number of revival style influences including corner brick quoins, limestone window lintels with a keystone motif, projecting false parapet ends on the gable front porch and a steeply sloped, tiled, false front roof applied as a parapet to hide the flat roof behind. The projecting entrance porch forms one bay; two sets of stacked single windows with one-over-one sashes form the remaining bays. The window bays are narrower than the entrance bay. A limestone water table forms the sills of the first floor windows. Rectangular basement windows are directly below the first story windows. The foundation has brick cladding. The building has a shallow set-back from the sidewalk. The building retains sufficient integrity to contribute to the District's significance.
62. **4412 Arco Ave.** **Building Date:** 1899 **Photo Log:** 129
Style: OTHER: Romanesque Revival References
Building Type: Single Family House: Shotgun
Architect: Unknown **Builder:** Charles Gleb
The three bay façade of this single story house has a round-arched recessed entry and two round-arched windows with radiating voussoirs. The replacement windows are one-over-one rectangular windows with arched fixed transoms. The terra-cotta cornice sets off a stepped parapet wall with white glazed brick geometric designs. A smooth limestone water table denotes the foundation with brick veneer cladding. Rectangular basement window are directly below the first story windows. The building has a high degree of integrity.
63. **4413 Arco Ave.** **Building Date:** 1896 **Photo Log:** 130
Style: OTHER: Historic Eclecticism
Building Type: Single Family House: Shotgun
Architect: Unknown **Builder:** Albert J. Aiple
This one-story buff brick house has two bays. Its entrance forms one bay. The other bay is a wide one-over-one sash window. In a round-arched opening with radiating brick voussoirs. Sills are limestone, as is the foundation at the front of the building (random quarry-faced courses punctuated by one window). The original porch elements are missing and the brick end parapet wall appears to be rebuilt. A darker brown brick is used below window sill. An entrance stoop under an awning leads to the entrance. Although the building has lost its porch and has some repairs, it retains sufficient integrity of setting, location, materials, design and workmanship to contribute to the building.
64. **4413A Arco Ave.** **Building Date:** c.1920 **Photo Log:** N/A
Style: No Style
Building Type: Outbuilding
Architect: Unknown **Builder:** Unknown
This one story, concrete block single car garage building has a flat roof with side wall parapets and a modern overhead door. This building retains a significant degree of integrity and is therefore a contributing resource.

United States Department of the Interior
National Park Service

**NATIONAL REGISTER OF HISTORIC PLACES
CONTINUATION SHEET**

Section 7 Page 24

Forest Park Southeast Historic District
St. Louis (Independent City), Missouri

-
65. **4414-4416 Arco Ave.** **Building Date:** 1900 **Photo Log:** N/A
Style: OTHER: Romanesque Revival References
Building Type: Four-Family Flat: Recessed Central Entrances
Architect: Unknown **Builder:** Unknown
This two-story brick building has four bays. Round-arched openings are used at the first story, and segmental (almost flat) ones at the second. The center two bays project slightly, emphasizing the two recessed entries (which both lead to two front doors). The outer bays are wider. The one-over-one windows on both floors are divided by carved wood mullions. The parapet wall is plain, with raised center and end blocks. The building retains a significant degree of integrity.
66. **4417 Arco Ave.** **Building Date:** 1896 **Photo Log:** 112, 130
Style: OTHER: Historic Eclecticism
Building Type: Single Family: Shotgun
Architect: Unknown **Builder:** Albert Aiple
This small shotgun house has its front door in one bay, sheltered under an intact shed-roofed porch with turned posts and wooden brackets. The other bay is a wide round-arched one-over-one sash window with radiating brick voussoirs. Sills are limestone, as is the foundation at the front of the building (random quarry-faced courses punctuated by one window). A corbelled brick course and terra-cotta cornice separate the stepped parapet wall from the rest of the façade. This small house is very similar to the houses on either side of it and is one of a grouping of shotgun houses on this block. It retains a high degree of integrity.
- 67-69. **4418-4422 Arco Ave.** **Building Date:** 1890 **Photo Log:** N/A
Style: OTHER: Colonial Revival References
Building Type: Row House
Architect: Unknown **Builder:** Unknown
This two-story, red brick building is one of two adjacent buildings that house three townhouse units that share common walls. The first floor design has paired entrances flanked by paired windows under one arch that are mirror images and an end unit with a paired window and single entrance in the end bay. All of the openings are identical segmental arches with soldier course brick lintels. The second story windows are a series of single segmental arch windows with one-over-one sashes and limestone sills centered over the openings on the first floor. A projecting cornice spans the width of the façade under a parapet with raised ends and a raised center portion capped in terra-cotta. The building has a high degree of integrity.
70. **4419 Arco Ave.** **Building Date:** 1896 **Photo Log:** 130
Style: OTHER: Historic Eclecticism
Building Type: Single Family House: Shotgun
Architect: Unknown **Builder:** Albert Aiple
This one-story, three-bay house has an entrance porch with a shed roof and turned posts with pierced brackets that forms one bay. Two round-arched windows form the other two bays. These one-over-one sash windows are crowned by radiating brick voussoirs connected by molded brick courses. Sills are limestone, as is the foundation at the front of the building (random quarry-faced courses punctuated by two basement windows). A corbelled brick course and terra-cotta cornice delineate the floor line below the stepped parapet wall. This small

United States Department of the Interior
National Park Service

**NATIONAL REGISTER OF HISTORIC PLACES
CONTINUATION SHEET**

Section 7 Page 25

Forest Park Southeast Historic District
St. Louis (Independent City), Missouri

house is very similar to the house next door at 4421 Arco, except for the porch which is similar to the house at 4417 Arco. It retains a high degree of integrity.

71. **4419A Arco Ave.** **Building Date:** c.1915 **Photo Log:** N/A

Style: No Style

Building Type: Outbuilding

Architect: Unknown **Builder:** Unknown

This flat-roofed garage building appears to have a wood frame and has two, single car garage bays with the historic hinged wood doors intact. The walls are clad with faux masonry rolled asphalt throughout. The building retains its integrity and is a contributing resource in the District.

72. **4421 Arco Ave.** **Building Date:** 1895 **Photo Log:** N/A

Style: LATE VICTORIAN: Romanesque Revival

Building Type: Single Family House: Shotgun

Architect: Unknown **Builder:** Unknown

This shotgun house is a single-story version of the two-story building next door at 4423 Arco. Its round-arched openings create three bays. All have radiating brick voussoirs connected by molded brick courses. Sills are of limestone, as is the foundation at the front of the building (random quarry-faced courses punctuated by two windows). A corbelled brick course and terra-cotta cornice separates the stepped parapet wall. A terra-cotta shell motif in the center raised block of the parapet is identical to the one next door at 4423 Arco. It is also extremely similar in design to the house on the other side, at 4419 Arco. The building retains a high degree of integrity.

73. **4421A Arco Ave.** **Building Date:** c.1915 **Photo Log:** N/A

Style: No Style

Building Type: Outbuilding

Architect: Unknown **Builder:** Unknown

This short, one story garage building appears to have a wood frame and has a flat roof that slopes forward slightly and is clad with rolled asphalt. The single car garage bay has its historic hinged wood doors. There is a square window centered on the west wall and there is a pedestrian door at the far right of this façade. The walls are clad with faux brick rolled asphalt throughout. This building has retained a high degree of integrity and is contributing to the District.

74. **4423 Arco Ave.** **Building Date:** 1895 **Photo Log:** N/A

Style: LATE VICTORIAN: Romanesque Revival

Building Type: Two Family Flat: Side Bay Recessed Entry

Architect: Unknown **Builder:** Unknown

This two-story brick building features round-arched openings on both floors including the full arch recessed entry porch. Radiating brick voussoirs connected by molded brick courses. Sills are of limestone, as is the coursed ashlar foundation at the front of the building (random quarry-faced courses punctuated by two windows). The windows are one-over-one sashes. A molded brick course and terra-cotta cornice separates the

United States Department of the Interior
National Park Service

**NATIONAL REGISTER OF HISTORIC PLACES
CONTINUATION SHEET**

Section 7 Page 26

Forest Park Southeast Historic District
St. Louis (Independent City), Missouri

stepped parapet wall from the lower façade. The parapet with a raised central portion has a terra-cotta shell design identical to the shotgun residence next door at 4421 Arco.

75-77. 4424-4436 Arco Ave. Building Date: 1897 Photo Log: 109

Style: OTHER: Italianate References

Building Type: Row House

Architect: F. C. Bonsack **Builder:** A. H. Haesler

This two-story, red brick building is one of two adjacent row houses. Each building houses three townhouse units that share common walls. The first floor design has paired entrances flanked by windows that are mirror images and an end unit with a window and single entrance in the end bay. The paired recessed round arch entries are enclosed in a large arch. Cast stone roundels are placed between the two minor arches in the spandrel area with elaborate blind brick roundels above. The windows at the first floor have blind brick arches. The second story windows are in sets of three, with the outer two (narrower) windows angling into the wall surface. A brick cornice denotes the roofline. Half of the front door openings have been filled in with windows in the conversion to larger units.

78. 4425 Arco Ave. Building Date: 1902 Photo Log: N/A

Style: OTHER: Historic Eclecticism

Building Type: Single Family House: Shotgun

Architect: Alfred How **Builder:** Unknown

The hip roof entrance porch forms one bay of this shotgun house. The porch is supported with square brick columns supported by a brick stair wall. Limestone forms the base and capitals of the columns. A wide window opening with paired rectangular one-over-one sash windows defines the second bay. The window opening has a full soldier/stretcher brick surround and corralled brick detail below the limestone sill. Below is a segmental arch basement window opening with radiating voussoirs that stretch up to meet the window sill above. Curved brackets mark each end of the plain frieze that denotes the roofline and wraps around the sides of the building. A steep-pitched front roof between side parapet walls is really a false front adding height and belying the flat roof behind. The façade is of buff colored brick. The building is one of a number of shotgun residences on this side of the block. It retains a high degree of integrity.

79. 4427 Arco Ave. Building Date: 1902 Photo Log: 18

Style: OTHER: Historic Eclecticism

Building Type: Single Family House: Shotgun

Architect: Alfred How **Builder:** Unknown

This one-story shotgun house has two bays. A projecting entrance stoop forms one bay. A wide-window opening with paired one-over-one window defines the other bay. A full soldier/stretcher brick surround and corbelled brick detail below the limestone sill delineate the window. Below it is a segmental arch basement window opening with radiating voussoirs that stretch up to meet the window sill above. Curved brackets mark each end of the frieze that delineates the roofline. A steep-pitched front roof supported between side parapet walls is a false front adding height and belying the flat roof behind. The original front porch elements are missing and the façade is painted red. Despite these alterations, the building retains sufficient integrity to contribute to the District's significance.

United States Department of the Interior
National Park Service

**NATIONAL REGISTER OF HISTORIC PLACES
CONTINUATION SHEET**

Section 7 Page 27

Forest Park Southeast Historic District
St. Louis (Independent City), Missouri

-
80. **4429 Arco Ave.** **Building Date:** 1902 **Photo Log:** N/A
Style: OTHER: Historic Eclecticism
Building Type: Single Family House: Shotgun
Architect: Alfred How **Builder:** Unknown
A front porch forms one bay of this shotgun house. A wide , one-over-one sash window with full soldier/ stretcher brick surround and corralled brick detail below the limestone sill forms the other bay. Below is a segmental arch basement window opening with radiating voussoirs that stretch up to meet the window sill above. Curved brackets mark each end of the plain frieze that denotes the roofline and , which wraps around the sides of the building. A steep-pitched front roof between side parapet walls is really a false front adding height and belying the flat roof behind. The façade is of buff colored brick. The original front porch supports and projecting porch roof have been replaced by an awning. The building is one of a number of shotgun residences on this side of the block. It retains sufficient integrity to contribute to the significance of the District.
81. **4431 Arco Ave.** **Building Date:** 1902 **Photo Log:** N/A
Style: OTHER: Historic Eclecticism
Building Type: Single Family House: Shotgun
Architect: Alfred How **Builder:** Unknown
A hipped roof front porch at the left bay of this shotgun house is balanced by a wide one-over-one sash window with full soldier/stretcher brick surround and corbelled brick detail below the limestone sill. Above the segmental arch basement window opening, radiating voussoirs stretch up to meet the window sill above. Curved brackets mark each end of the cornice frieze, which wraps around the sides of the building and is terminated by two more brackets at each side elevation. A steep-pitched front roof between side parapet walls is really a false front adding height and belying the flat roof behind. Original porch supports have been replaced with wrought iron. This is one of a number of shotgun houses found on this side of the street in this block. The building retains sufficient integrity to contribute to the District's significance.
82. **4433 Arco Ave.** **Building Date:** 1906 **Photo Log:** N/A
Style: OTHER: Historic Eclecticism
Building Type: Two Family Flat: Shared Side Bay Porch Entrance
Architect: M. H. Cavanaugh **Builder:** M. H. Cavanaugh
This two-story brown brick building has a false front roof that appears to be a Mansard roof supported by brackets. It has two bays. A flat-roof projecting entrance porch and a projecting bay window above create one bay. Rectangular stacked windows with one-over-one sashes create the second bay. These windows have a soldier course brick surround. The porch has stick balustrade. A brick stringcourse defines the foundation of contrasting brick. The basement window also has a surround of soldier brick and a narrow band of brick. The building retains a high degree of integrity.

United States Department of the Interior
National Park Service

**NATIONAL REGISTER OF HISTORIC PLACES
CONTINUATION SHEET**

Section 7 Page 28

Forest Park Southeast Historic District
St. Louis (Independent City), Missouri

83. 4435 Arco Ave. Building Date: 1904 Photo Log: N/A

Style: OTHER: Historic Eclecticism

Building Type: Single Family House: Shotgun

Architect: Alfred How Builder: Unknown

This one-story shotgun house has two bays. A projecting hip roof entrance porch forms one bay. Square posts support the plain entablature. A wide window opening with a pair of one-over-one rectangular windows creates the other bay. The opening has a full soldier/stretcher brick surround and minor corbelled brick detail below the limestone sill. Below the window is a segmental arch basement window opening with radiating voussoirs that stretch up to meet the window sill above. A plain frieze defines the roofline. The steep, front running roof is between end parapets and is supported at the eave by corner brackets. This house is located on the north side of the street and is one of four shotgun houses in a row constructed by the same builder. With the exception of loss of porch elements, the building retains a high degree of integrity.

84. 4437 Arco Ave. Building Date: 1904 Photo Log: N/A

Style: OTHER: Historic Eclecticism

Building Type: Single Family: Shotgun

Architect: Alfred How Builder: Unknown

This one-story shotgun house has two bays. A projecting hip roof entrance porch forms one bay. Brackets support the entablature with its plain frieze and dentils. Wrought iron supports are located at the front corner of the porch roof. A wide window opening with a pair of one-over-one rectangular windows creates the other bay. The opening has a full soldier/stretcher brick surround and minor corbelled brick detail below the limestone sill. Below the window is a segmental arch basement window opening with radiating voussoirs that stretch up to meet the window sill above. A plain frieze with a dentil course defines the roofline. The steep, front running roof is between end parapets and is supported at the eave by corner brackets. Above is a stepped parapet wall with stone coping. This house is located mid-block on the north side of the street and is one of four shotgun houses in a row constructed by the same builder. The building has a high degree of integrity.

85. 4437A Arco Ave. Building Date: c.1915 Photo Log: N/A

Style: No Style

Building Type: Outbuilding

Architect: Unknown Builder: Unknown

This one story, wood frame, gable end cottage has a roof clad with diamond-shaped asphalt shingles and walls clad with faux brick rolled asphalt. There is a central pedestrian entrance door flanked asymmetrically by small rectangular windows. There is a rectangular window on the gable end, as well. This building retains a high degree of historic integrity and therefore contributes to the District.

86. 4438 Arco Ave. Building Date: 1900 Photo Log: N/A

Style: LATE VICTORIAN: Romanesque Revival

Building Type: Two Family Flat: Side Bay Recessed Entry

Architect: Unknown Builder: Unknown

The buff brick façade of this two story building has three bays. One bay consists of a recessed entrance with the

United States Department of the Interior
National Park Service

**NATIONAL REGISTER OF HISTORIC PLACES
CONTINUATION SHEET**

Section 7 Page 29

Forest Park Southeast Historic District
St. Louis (Independent City), Missouri

building's original doors. Stacked rectangular doors form the other two bays with one-over-one sashes. A coursed ashlar limestone foundation has two basement windows. All the openings have round rowlock arches. The original windows have been removed. Above a metal cornice, the parapet wall uses an unusual corbel pattern. The building retains sufficient integrity to contribute to the District's significance.

87. **4439 Arco Ave.** **Building Date:** 1904 **Photo Log:** N/A

Style: OTHER: Historic Eclecticism

Building Type: Single Family House: Shotgun

Architect: Unknown **Builder:** Alfred How

This shotgun house is one of four in a row erected by the same builder. This one-story brick shotgun house has a front sloping roof between end parapets. An entrance stoop covered by a canvas awning creates one bay. A large one-over-one sash window defines the second bay. The window lenti is soldier course brick and a narrow molded brick band encircles the window. The sill is limestone. Under the sill are brick dentils. Below the window is a segmental arch basement window opening with radiating voussoirs that stretch up to meet the window sill above. A frieze with brackets at each end and dentils defines the roofline. It appears that the original hipped or gabled project entrance porch has been removed and replaced with the current awning and wrought iron rails. The top courses of brick on one end parapet wall are missing. Despite these missing elements, the building retains sufficient integrity to contribute to the District's significance.

88. **4440 Arco Ave.** **Building Date:** 1900 **Photo Log:** N/A

Style: OTHER: Historic Eclecticism

Building Type: Two Family Flat: Full Width Porch

Architect: Unknown **Builder:** Unknown

This two-story brick residential building has three bays. A full-length, one-story shed roof porch dominates the buff brick façade. Four square posts support the roof. The entrance and a window above create one bay. Two sets of stacked single windows create the other bays. All of the windows are rectangular one-over-one sash windows. A stone sill course runs below the second story windows. The windows on the first floor have limestone sills. A false front roof over modillioned eaves caps the façade. The building has a high degree of integrity.

89. **4441 Arco Ave.** **Building Date:** 1904 **Photo Log:** N/A

Style: OTHER: Historic Eclecticism

Building Type: Single Family House: Shotgun

Architect: Alfred How **Builder:**

This one-story shotgun house has two bays. A projecting hip roof entrance porch forms one bay. Square brick columns on brick stair walls support a plain entablature and the roof. A wide window opening with a pair of one-over-one rectangular windows creates the other bay. This window has a full soldier/stretchers brick surround and minor corbelled brick detail below the limestone sill. Below the window is a segmental arch basement window opening with radiating voussoirs that stretch up to meet the window sill above. A terra-cotta cornice supported by corbelled brick denotes the roofline. Above is a stepped parapet wall with stone coping. A wrought iron fence separates the shallow yard from the sidewalk. This house is located mid-block on the

United States Department of the Interior
National Park Service

**NATIONAL REGISTER OF HISTORIC PLACES
CONTINUATION SHEET**

Section 7 Page 30

Forest Park Southeast Historic District
St. Louis (Independent City), Missouri

north side of the street and is one of four shotgun houses in a row constructed by the same builder. The building retains a high degree of integrity.

90. 4441A Arco Ave. Building Date: c.1910 Photo Log: N/A

Style: No Style

Building Type: Outbuilding

Architect: Unknown

Builder: Unknown

This brick garage building has a flat roof with parapets capped with clay coping tiles. There are two, single car garage bays, one covered with plywood and one with a metal overhead door. This building retains its historic and architectural integrity and therefore is a contributing resource in the District.

91. 4442 Arco Ave. Building Date: 1900 Photo Log: N/A

Style: OTHER: Colonial Revival References

Building Type: Single Family House

Architect: Unknown

Builder: Unknown

This two-story brick residence has a hipped roof element that takes the place of a parapet hiding the flat roof behind. The buff brick façade has a projecting gabled entrance porch. Symmetrically placed windows are standard sized one-over-one sashes with continuous limestone sill courses. Brown brick is used below the lower limestone course. The building retains a high degree of integrity.

92. 4444 Arco Ave. Building Date: 1900 Photo Log: N/A

Style: OTHER: Colonial Revival References

Building Type: Two Family Flat: Shared Side Bay Porch Entrance

Architect: Unknown

Builder: Unknown

This two-story red brick building has three bays. The entrance bay has a projecting hip roof porch. The rectangular windows have one-over-one sashes with limestone sills. Molded brick separates the parapet wall with its raised center and end blocks. The simple building retains a high degree of integrity.

93. 4445 Arco Ave. Building Date: 1906 Photo Log: 101

Style: OTHER: Craftsman References

Building Type: Single Family: Shotgun

Architect: Unknown

Builder: William Elias

This one story, three-bay shotgun house combines a number of stylistic elements. composition reflects the dawning of the Arts & Crafts movement in America, and anticipates some of its common inspirations: The Japanese-influenced flare of the eaves at the tiled hipped roof applied to the front parapet reflects the American Arts and Crafts movement. The half-timbered motif in the gable end of the stone front porch reflects revival styles. Although stylistically eclectic, the building's construction is typical of its period -- brick walls with limestone used as lintels and below the window sills. The property is located mid-block and faces south on a residential street of mixed multi-family buildings and shotgun houses. The street represents one of the best collections of shotgun houses in the neighborhood. The building retains a high degree of integrity.

United States Department of the Interior
National Park Service

**NATIONAL REGISTER OF HISTORIC PLACES
CONTINUATION SHEET**

Section 7 Page 31

Forest Park Southeast Historic District
St. Louis (Independent City), Missouri

94. 4448 Arco Ave. Building Date: 1907 Photo Log: N/A

Style: OTHER: Italianate References

Building Type: Two Family Flat: Side Bay Recessed Entry

Architect: Alfred How Builder: Alfred How

This two-story red brick residential building has a symmetrical three bay façade. The entrance bay features a recessed porch with a rectangular opening and a single window above. Two sets of rectangular single windows define the other two façades. All of the openings have geometric drip molds of molded brick. The foundation is rough cut, running bond limestone with two rectangular windows. Brick corbels run below a projecting cornice. Above this is a shallow parapet with raised central pediment.

95. 4449 Arco Ave. Building Date: 1900 Photo Log: N/A

Style: OTHER: Classical Revival Reverences

Building Type: Single Family House

Architect: Unknown Builder: Unknown

This simple two-story brick building is distinguished from its many contemporaries in the neighborhood by a full-length one-story front porch supported by four slender Doric columns. The porch has a shed roof. A steeply pitched forward running roof element acts as a parapet to hide the flat roof behind. The rectangular one-over-one sash windows lack ornament. Steps at the left bay of the front porch lead to the front door. The building retains a high degree of integrity.

96. 4450-4452 Arco Ave. Building Date: 1895 Photo Log: N/A

Style: OTHER: Historic Eclecticism

Building Type: Six Family Flat

Architect: Alfred How Builder: Alfred How

Although the detailing of this exuberant three-story brick building is in the Romanesque Revival mode, the high mansard roof also gives references the Second Empire style. The center, front gable recalls Queen Anne style treatments. The building has three bays. The entrance doors are grouped in a central, wide round-arched recessed entrance porch. Above the entrance bay and below the gable front dormer, the wall projects slightly forward and features a narrow pair of full arched windows with one-over-one sashes. Two rectangular windows with one-over-one light sashes are directly above in the dormer. The windows that create the end bays are wider one-over-one sashes, on the first and second stories. Those on the first story have segmental arches crated by soldier brick. Those on the second have flat arches with art glass transom lights. The brickwork of the façade emphasizes pattern, especially in the central bay.

97. 4453 Arco Ave. Building Date: 1895 Photo Log: N/A

Style: OTHER: Historic Eclecticism

Building Type: Two Family Flat: Side Bay Recessed Entry

Architect: Unknown Builder: Unknown

This two-story brick building features round-arched openings at the first story (including the entry in the left bay, elaborated by molded brick colonettes) with rowlock archivolt connected by molded brick courses. Second story window openings use rectangular one-over-one sash windows. Sills are of limestone, as is the foundation at the front of the building (quarry-faced courses punctuated by two windows). A corbelled brick

United States Department of the Interior
National Park Service

**NATIONAL REGISTER OF HISTORIC PLACES
CONTINUATION SHEET**

Section 7 Page 32

Forest Park Southeast Historic District
St. Louis (Independent City), Missouri

and terra-cotta cornice separates the brick parapet, which uses raised end blocks and a center gable with white glazed brick designs. The property is located mid-block and faces south on Arco, a street of mixed multi-family flats and shotgun houses. The building retains a significant amount of its original integrity.

98. 4455 Arco Ave. Building Date: 1900 Photo Log: N/A

Style: OTHER: Romanesque Revival References

Building Type: Two Family Flat: Side Bay Recessed Entry

Architect: Unknown Builder: Unknown

This two-story brick building features round-arched windows at the second story with rowlock archivolt connected by molded brick courses. At the first floor, a round-arched recessed entrance in the end bay is elaborated by a rowlock archivolt and molded brick colonettes. The first story rectangular window openings have simpler segmental arches with one-over-one light, double-hung sash windows. The sills are limestone, as is the foundation at the front of the building (quarry-faced courses punctuated by two basement windows). A prominent center gable-front dormer highlights the "false front" hip roof. The façade is painted. This building is very similar to the building at 4461 Arco and is almost identical to the one at 4459 Arco. The building retains sufficient integrity to contribute to the District.

99. 4456 Arco Ave. Building Date: 1907 Photo Log: N/A

Style: OTHER: Romanesque Revival References

Building Type: Single Family: Town House

Architect: Unknown Builder: Michael Laherty

This narrow, two-story brick residence has three symmetrical bays formed by the windows and entrance. Round rowlock arched windows connected by a course of molded brick are at both stories of this three-bay façade. Limestone sills have corbelled brick serving as brackets at the second story; a continuous limestone sill is at the first story. The front door opens onto a projecting hip roof porch. Ionic columns support the porch roof. A sidelight with a wood panel in the lower portion is on one side of the entrance door. The limestone sill course denotes the foundation area covered with a brick veneer. Basement windows are located below the first story windows. A band of corbel brick creates a cornice below a slightly stepped parapet. The building is similar to that at 4458 Arco. Basement windows are boarded. And rectangular storm windows cover the arched windows. The front door is not original. The building retains a high degree of integrity.

100. 4458 Arco Ave. Building Date: 1907 Photo Log: N/A

Style: OTHER: Romanesque Revival References

Building Type: Single Family: Town House

Architect: Unknown Builder: Michael Laherty

This narrow, two-story brick residence has three symmetrical bays formed by the windows and entrance. Round rowlock arched windows connected by a course of molded brick are at both stories of this three-bay façade. Limestone sills have corbelled brick serving as brackets at the second story; a continuous limestone sill is at the first story. The front door opens onto a projecting hip roof porch. Square wood columns support the porch roof. A sidelight with a wood panel in the lower portion is on one side of the entrance door. The limestone sill course denotes the foundation area covered with a brick veneer. Basement windows are located below the first story

United States Department of the Interior
National Park ServiceNATIONAL REGISTER OF HISTORIC PLACES
CONTINUATION SHEET

Section 7 Page 33

Forest Park Southeast Historic District
St. Louis (Independent City), Missouri

windows. A band of corbel brick creates a cornice below a slightly stepped parapet. The building is similar to that at 4456 Arco. The building retains a high degree of integrity.

101. **4459 Arco Ave.** **Building Date:** 1900 **Photo Log:** N/A

Style: OTHER: Historic Eclecticism

Building Type: Two Family Flat: Side Bay Recessed Entry

Architect: Unknown **Builder:** Unknown

This two-story building features a symmetrical three-bay façade. Round-arched windows at the second story with rowlock archivolt connected by molded brick courses. On the first floor, a round-arched recessed entrance on an end bay is elaborated by a rowlock archivolt and molded brick colonettes. The first story window openings feature simple segmental arches composed of soldier brick over rectangular one-over-one light, double-hung sash windows. Sills are of limestone, as is the foundation at the front of the building (quarry-faced courses punctuated by two windows). The hip "false front" roof features a prominent central gable-front dormer. The design elements of this property mirror those of 4461 Arco and 4455 Arco. The property retains a high degree of integrity.

102. **4461 Arco Ave.** **Building Date:** 1900 **Photo Log:** 134

Style: LATE VICTORIAN: Romanesque Revival

Building Type: Two Family Flat: Side Bay Recessed Entry

Architect: Unknown **Builder:** Unknown

This two-story brick residence uses a symmetrical arrangement round-arched window openings, as well as a recessed porch opening in one bay. The arch configuration features rowlock archivolt connected by molded brick courses. Sills are of limestone, as is the foundation at the front of the building (quarry-faced courses punctuated by two windows). The "false front" hipped roof has a prominent centered front dormer. The architectural elements of this property mirror those at 4459 Arco. The building retains a high degree of integrity.

103. **4463 Arco Ave.** **Building Date:** 1906 **Photo Log:** 134

Style: OTHER: Romanesque Revival References

Building Type: Two Family Flat: Side Bay Recessed Entry

Architect: Brennan Bros. Realty Co. **Builder:** Ed. J. Moran

This simple two-story brick building has three bays. An entrance bay is composed by a recessed round arch porch with two entrances and a rectangular one-over-one sash window above. The other bays are formed by stacked single rectangular windows with one-over-one arches. Access to the two front doors is through a round, rowlock arched opening with flanking engage molded brick columns. Brown brick is used below a continuous limestone sill course. The parapet wall has a simple raised center block.

104. **4463A Arco Ave.** **Building Date:** c.1915 **Photo Log:** N/A

Style: No Style

Building Type: Outbuilding

Architect: Unknown **Builder:** Unknown

This single car garage building has a gable front roof clad with rolled asphalt. The walls are clad with faux

United States Department of the Interior
National Park Service

**NATIONAL REGISTER OF HISTORIC PLACES
CONTINUATION SHEET**

Section 7 Page 34

Forest Park Southeast Historic District
St. Louis (Independent City), Missouri

brick rolled asphalt and the door is wood. The building retains a high degree of historic integrity and is therefore a contributing resource to the District.

105. 4464-4466 Arco Ave. Building Date: 1900 Photo Log: N/A
Style: OTHER: Historic Eclecticism
Building Type: Four-Family Flat: Recessed Central Entrances
Architect: Unknown Builder: Unknown

This four-family flat is four bays wide. The first floor has wide round rowlock arches that forms the recessed entries in the central two bays and the windows in the end bays. Second story windows in segmental arched openings that are wide at the end bays and standard width at the center bays. All of the windows are one-over-one sashes. The parapet wall has a raised center block. The property faces north on Arco Avenue on a mostly intact block of turn-of-the-century houses and multi-flat buildings. There is a vacant lot to east. The building retains sufficient integrity to contribute to the District.

106. 4467-4569 Arco Ave. Building Date: 1911 Photo Log: 134
Style: OTHER: Colonial Revival References
Building Type: Four-Family Flat: Shared Central Porch
Architect: Unknown Builder: A. E. Spencer

This four-unit building has a red brick façade with the four front doors in the center two bays accessed from a porch with steps to either side. The center two bays of the upper floor have windows leading out to the porch roof balcony; the outer bays at both floors use wide one-over-one sash windows with the suggestion of brick hoods. Brick quoins define the corners of the building, and the flat parapet wall uses light colored brick patterns.

107. 4470-4476 Arco Ave. Building Date: 1900 Photo Log: N/A
Style: LATE VICTORIAN: Queen Anne
Building Type: Neighborhood Commercial Building: Two Part Commercial Block
Architect: T. J. Buckley Builder: T. J. Buckley

This building occupies a large lot at the southeast corner of Arco and South Taylor and is built up to the sidewalk without setback on both of the street elevations. This red brick building's façade faces north to Arco Avenue. Multi-pane storefront windows are at the first story, with doors at the far left (east), in the center (two), and at the corner bay which chamfers the two primary elevations at the northwest corner of the building. A round, wood shingled, conical-roofed turret projects above the second story. The façade's second story is centered by a pair of narrow round-arched windows with two rectangular windows to the left and one to the right. Corbelled and molded brick denotes the parapet wall with its raised center gable and terra-cotta diamond decoration. Terra-cotta caps the parapet wall. A cornice has been removed and its location parged. The west elevation, on Taylor, is comparatively plain with segmental arched windows at the second story. A secondary storefront is at the south end of this elevation. There are two one-story additions to the south. The building retains sufficient levels of integrity to contribute to the District.

United States Department of the Interior
National Park Service

**NATIONAL REGISTER OF HISTORIC PLACES
CONTINUATION SHEET**

Section 7 Page 35

Forest Park Southeast Historic District
St. Louis (Independent City), Missouri

108. 4471 Arco Ave. Building Date: 1908 Photo Log: 134

Style: OTHER: Historic Eclecticism

Building Type: Neighborhood Commercial Building: Two Part Commercial Block

Architect: Unknown Builder: A. E. Spencer

Located in a residential turn-of-the-century neighborhood, this corner commercial building faces south on Arco Avenue and west on South Taylor Avenue. This two-part commercial block building has a corner entrance. The first floor south storefront has a bay created by a triple storefront window with transoms and a shared bulkhead. Another bay is crated by an arched doorway with a stone keystone leading to the second floor. Above the storefront on this elevation are three, rectangular one-over-one light single windows. A narrow stone stringcourse forms the sills. Above the windows at the roofline is a corbel brick cornice and above this a parapet with a projecting pediment. The parapet is coped with terra-cotta. The side elevation features a continuation of the storefront with the corner entrance that incorporates two narrow display windows. At the rear end is a rectangular opening that has a transom and is boarded up. It extends the full height of the first floor. Four single windows with one-over-one light sashes are spaced along the second-story façade. A gap separates this arrangement from a single window placed at the corner of the building over the corner entrance. The building retains a high degree of integrity.

109. 4514 Arco Ave. Building Date: 1906 Photo Log: 135

Style: OTHER: Colonial Revival References

Building Type: Two Family Flat: Shared Side Bay Porch Entrance

Architect: Unknown Builder: A. E. Spencer

This two-story, three-bay brick building has a brown brick façade and a steep front running roof with end parapets. A steeply pitched front gable spans the width of two bays, one of which is an end entrance bay. A flat-roofed entrance porch has narrow Tuscan columns on ashlar piers. And stick balustrades on both the porch and roof which serves as a balcony for the window above. Windows forming the two left bays are one-over-one light sashes. Plain frieze with dentils denotes the roofline and stops after it wraps the corners.

110. 4514A Arco Ave. Building Date: c.1910 Photo Log: N/A

Style: No Style

Building Type: Outbuilding

Architect: Unknown Builder: Unknown

This brick garage building is sited at the corner of two brick alleyways and has the typical flat roof with side parapet walls capped with clay coping tiles. The front façade has two, single car garage bays that have been covered with plywood. Two window openings within segmental brick arches are revealed on the south (left) façade. This building has retained a high degree of historic and architectural integrity. It is a contributing resource to the District.

United States Department of the Interior
National Park Service

**NATIONAL REGISTER OF HISTORIC PLACES
CONTINUATION SHEET**

Section 7 Page 36

Forest Park Southeast Historic District
St. Louis (Independent City), Missouri

111. **4517 Arco Ave.** **Building Date:** 1913 **Photo Log:** 136

Style: OTHER: Historic Eclecticism

Building Type: Two Family Flat: Side Bay Recessed Entry

Architect: Unknown **Builder:** Frank Arnold

This two-story red brick building has two bays. A round arch recessed entry that incorporates the two original front doors. And a rectangular one-over-one window above form one bay. A wide, round arch window on the first floor and a rectangular one-over-one window above form the second bay. A limestone course stretches across the façade and serves as a window sill at the first story and delineates the foundation. Brown brick is used on the foundation level. A course of soldier bricks forms the lintel of the second-story windows. A brick frieze with three glazed terra-cotta inserts, and a terra-cotta cornice delineate the roofline. Above is a parapet wall with raised end blocks. The building retains a high degree of integrity.

112. **4518 Arco Ave.** **Building Date:** 1899 **Photo Log:** 135

Style: LATE 19TH AND 20TH CENTURY REVIVALS: Colonial Revival

Building Type: Single Family: Gable Front (Gambrel) House

Architect: Unknown **Builder:** H. F. Christophel

This one-and-a-half-story, single family residence is unique to the District. The massive roof of this front gambrel house starts above the first story and changes pitch above the second story. Light brown brick faces the first story, and the upper portion has slate shingles applied in running bond courses. The full-width, one-story front porch has a hipped roof supported by Tuscan columns and a wood balustrade. The front door is in an end bay with a small side widow; two one-over-one light windows form the other two bays. Above the entrance on the second story, are three, small, narrow windows with one-over-one light sashes under a single broken pediment (which appears to be missing some trim). Over the other two bays is a projecting bay window. In the gable, an oval window/vent is now covered with wood. The building retains a high degree of integrity.

113. **4520 Arco Ave.** **Building Date:** 1897 **Photo Log:** 135

Style: OTHER: Historic Eclecticism

Building Type: Two Family Flat: Shared Side Bay Porch Entrance

Architect: A. M. Baker **Builder:** M. W. Murphy

The two-story, two-bay, buff brick façade features a number of design references including Romanesque Revival, Colonial Revival, and Arts and Crafts. The entrance porch bay has Tuscan columns supporting a plain frieze and a slightly hipped roof. The columns stand on reddish-brown brick piers the height of the foundation, which is also reddish-brown brick. A smooth limestone water table above the foundation continues as coping on the piers. A full arched window with soldier brick arch forms the other bay on the first floor. A smooth limestone beltcourse runs below the second-story windows and forms their sill. The two wide windows at the second story have five vertical panes in the upper sash. Corbel brickwork creates a cornice below a parapet with a raised center portion.

United States Department of the Interior
National Park Service

**NATIONAL REGISTER OF HISTORIC PLACES
CONTINUATION SHEET**

Section 7 Page 37

Forest Park Southeast Historic District
St. Louis (Independent City), Missouri

114. **4520A Arco Ave.** **Building Date:** c.1910 **Photo Log:** N/A

Style: No Style

Building Type: Outbuilding

Architect: Unknown **Builder:** Unknown

This brick garage building has a flat roof with side parapet walls capped with clay coping tiles. There is a single, two-car garage bay at the front façade with a modern overhead door. This building has retained its historic integrity and contributes to the District.

115. **4521 Arco Ave.** **Building Date:** 1895 **Photo Log:** 136

Style: OTHER: Historic Eclecticism

Building Type: Two Family Flat: Full Width Porch

Architect: Unknown **Builder:** Unknown

This small two-story brick building features an asymmetrical fenestration. A large, shaped, gable-front, brick dormer dominates the façade. The sides of the dormer feature bands or projecting brickwork. One-over-one light sash windows are separated by a brick mullion. The building's front porch has a full-width, shallow, hip roof supported by square, wood posts. Above the double entrance doors with transoms are paired rectangular windows with one-over-one light sashes. On the second story, three round arch windows with one-over-one light sashes are on a lower plain than the paired rectangular windows over the entrance. Below them are paired, rectangular windows. A deep, brickwork cornice defines the roofline. All trim, with the exception of limestone sills, is of plain or molded brick. This building, and the nearly identical building at 4564 Gibson are located in the same city block.. It appears that, with the exception of some alterations to the porch, the building retains its original integrity.

116. **4522 Arco Ave.** **Building Date:** 1910 **Photo Log:** 135

Style: OTHER: Historic Eclecticism

Building Type: Two- Family Flat: Side Bay Recessed Entry

Architect: Unknown **Builder:** Alfred How

This two-story, red brick building has a three-bay façade. The full arch recessed entrance and a rectangular window with a one-over-one light, double-hung sash create one bay. A pair of doors with transoms are located in the entrance. Stacked single windows create the other two bays. The windows on the second floor are rectangular with one-over-one light, double-hung sashes and stone sills. Those on the first floor are arched with one-over-one light, double-hung sash windows. A belt-course of molded brick runs across and around the full arches composed of soldier brick over the first floor windows. Rectangular windows are on the basement level. A corbel brick frieze is under a metal cornice. Over the cornice is a parapet with raised ends and a center section with tile coping. The building retains its original integrity.

117. **4523 Arco Ave.** **Building Date:** 1915 **Photo Log:** 136

Style: No Style

Building Type: Two Family Flat: Shared Side Bay Porch Entrance

Architect: Unknown **Builder:** John Vogel

This plain, two-story brick building has three bays. A projecting entrance porch with door above forms one bay. Two sets of tacked single windows form the other bays. All of the windows are one-over-one light, double-

United States Department of the Interior
National Park Service

**NATIONAL REGISTER OF HISTORIC PLACES
CONTINUATION SHEET**

Section 7 Page 38

Forest Park Southeast Historic District
St. Louis (Independent City), Missouri

hung sashes with stone sills. A stone stringcourse forms the sill of the windows on the first story and denotes the foundation. The narrow stringcourse continues onto the porch as coping in the brick piers that form the stair walls. The foundation level has brown brick while the rest of the façade is red brick. The cornice is terra-cotta below a parapet wall with raised center and end blocks. This building and the nearly identical building at 4525 Arco Avenue were built by the same contractor. With the exception of the wrought iron railing on the porch roof, the building retains a high degree of integrity.

118. **4525 Arco Ave.** **Building Date:** 1915 **Photo Log:** 136

Style: No Style

Building Type: Two Family Flat: Shared Side Bay Porch Entrance

Architect: Unknown **Builder:** John Vogel

This plain, two-story brick building has three bays. A projecting entrance porch with door above forms one bay. Two sets of tacked single windows form the other bays. All of the windows are one-over-one light, double-hung sashes with stone sills. A stone stringcourse forms the sill of the windows on the first story and denotes the foundation. The narrow stringcourse continues onto the porch as coping in the brick piers that form the stair walls. The foundation level has brown brick while the rest of the façade is red brick. The cornice is terra-cotta below a parapet wall with raised center and end blocks. This building and the nearly identical building at 4523 Arco Avenue were built by the same contractor. With the exception of the wrought iron railing on the porch roof, the building retains a high degree of integrity.

119. **4526 Arco Ave.** **Building Date:** 1897 **Photo Log:** N/A

Style: LATE VICTORIAN: Romanesque Revival

Building Type: Two Family Flat: Side Bay Recessed Entry

Architect: Unknown **Builder:** L. M. Christian

Above a coursed limestone foundation with two boarded basement windows, the façade of this two-story, three-bay residence is red brick. A slightly projecting end bay incorporates a round, arched, recessed entry with a pair of doors with transoms. A pair of engaged arches set in the brick work support the entrance arch. Stacked, single, full, arched windows comprise the other two bays. Courses of molded brick on each floor run across the façade and incorporate the round soldier brick window arches at the spring line. The flat parapet wall features corbelled projections at either end of the right bay.

120. **4528 Arco Ave.** **Building Date:** 1907 **Photo Log:** N/A

Style: OTHER: Historic Eclecticism

Building Type: Two Family Flat: Shared Side Bay Porch Entrance

Architect: B. G. Houser **Builder:** A. E. Spencer

This two-story building has a three-bay façade with single rectangular sash windows at the left two bays, and a projecting front porch at the other. The porch roof serves as a balcony for the door above. Two white, glazed brick panels are below the terra-cotta coping on the parapet. Below that is a terra-cotta stringcourse. A deep foundation of rusticated coursed limestone has a narrow smooth limestone water table.

United States Department of the Interior
National Park Service

**NATIONAL REGISTER OF HISTORIC PLACES
CONTINUATION SHEET**

Section 7 Page 39

Forest Park Southeast Historic District
St. Louis (Independent City), Missouri

121. **4529 Arco Ave.** **Building Date:** 1895 **Photo Log:** N/A

Style: LATE VICTORIAN: Queen Anne

Building Type: Two Family Flat: Shared Side Bay Porch Entrance

Architect: Unknown **Builder:** Unknown

This two-bay residential building has a hip roof and a projecting entrance porch with a flat roof supported by tapered square brick columns with stone bases and capitals. Short, quarry-faced limestone piers support the columns and form the stair walls. A full arch window surrounded by four bands of brick has a one-over-one light, double-hung sash windows. Centered in the second-story façade are two pairs of single light casement windows with a shared transom. The windows share a recessed rectangular brick surround denoted by an edging of projecting cast brick. The space between the windows features a square of patterned brickwork.. A frieze with a dentil course denotes the roofline. Centered in the roof is a shallow, turret-like structure with one rectangular window in its central bay flanked by half-size, rectangular, single light windows.

122. **4530 Arco Ave.** **Building Date:** 1906 **Photo Log:** N/A

Style: OTHER: Historic Eclecticism

Building Type: Two Family Flat: Shared Side Bay Porch Entrance

Architect: F. L. & G. B. Houser **Builder:** F. L. & G. B. Houser

This two-story brick building has two bays. The flat roof porch has replacement posts and balustrade. A door opens onto the porch roof. The other bay consists of pairs of double-hung, one-over-one light sash windows with molded bricks hoods. The parapet has pressed brick designs. The deep rusticated coursed limestone foundation has a narrow, smooth stone water table. The building retains sufficient integrity to contribute to the District.

123. **4531 Arco Ave.** **Building Date:** 1906 **Photo Log:** N/A

Style: OTHER: Historic Eclecticism

Building Type: Two Family Flat: Shared Side Bay Porch Entrance

Architect: T. L. Houser **Builder:** T. L. Houser

This plain, two-story brick building has two bays under a steeply pitched hip roof. A hip roof, entrance porch and paired windows above form one bay; stacked paired windows form the other bay. All of the windows are one-over-one light, double-hung sash windows. Square brick columns on brick piers support the porch roof. A narrow stone stringcourse runs along the façade forming the sill of the first floor windows and continues on to form the coping on the brick piers; sidewalls of the porch. The bracketed hip roof extends back only far enough to conceal the flat roof behind. The residences at 4531 and 4533 Arco Avenue have similar designs and share the same contractor/builder. This building has a high degree of integrity.

124. **4532 Arco Ave.** **Building Date:** 1901 **Photo Log:** N/A

Style: LATE VICTORIAN: Queen Anne

Building Type: Two Family Flat: Shared Side Bay Porch Entrance

Architect: Unknown **Builder:** Alois I. Heglitsch

A three-sided, full-height, projecting bay dominates the façade of this building. Narrow, rectangular, windows with one-over-one light, double-hung sashes are in each of the three sides of the bay on both stories. A conical roof created by the steep hip roof caps the bay. Bricks, which are slightly darker than the buff bricks that clad

United States Department of the Interior
National Park Service

**NATIONAL REGISTER OF HISTORIC PLACES
CONTINUATION SHEET**

Section 7 Page 40

Forest Park Southeast Historic District
St. Louis (Independent City), Missouri

the wall, are placed in an alternating pattern at the obtuse angles of the bay creating a vertical emphasis. Wrought iron supports the entrance porch entablature. The porch has a concrete stoop and foundation supports. A door opens onto the porch roof. The balustrade is missing. Wrought iron also replaces the porch railings and balustrade. A stringcourse runs along the ground and below the windows on the first floor. A single basement window is located in each bay. A steep, front running "false front" roof runs between end parapet walls. With the exception of the loss of porch elements, the building retains its original integrity.

125. **4533 Arco Ave.** **Building Date:** 1906 **Photo Log:** N/A

Style: OTHER: Craftsman/Prairie References

Building Type: Two Family Flat: Shared Side Bay Porch Entrance

Architect: T. L. Houser **Builder:** T. L. Houser

This plain, two-story brick residential building has two bays. A projecting entrance porch with a single one-over-one light, double-hung sash window forms one bay. Stacked, paired windows form another bay. The entrance porch has square brick supports and a solid brick balustrade enclosing the porch roof. The entire porch appears to be an alteration as its brick does not match the rest of the building. A bracketed hipped roof extends back only far enough to conceal the flat roof behind. The façade is a buff-colored brick with brown brick at the basement level. Both of the buildings at 4531 and 4533 Arco Avenue feature similar designs by the same builder. The building retains a sufficient degree of integrity to contribute to the significance of the District.

126. **4536 Arco Ave.** **Building Date:** 1907 **Photo Log:** N/A

Style: LATE 19TH AND 20TH CENTURY REVIVALS: Colonial Revival

Building Type: High Style Town House

Architect: A. Reinschmidt **Builder:** F. J. Berg

One of the few single-family houses on the block, this two-bay building is externally very similar to its neighbors. The prominent entrance porch has Ionic columns supporting a dentilled entablature and pediment. The three, one-over-one light, double-hung sash windows have limestone sills and lintels (the sill at the first story is part of a stone stringcourse which continues as coping at the low porch wall). A projecting cornice with dentils and a plain frieze has been applied below a brick parapet wall. The foundation is rough limestone with a smooth limestone water table. frieze and cornice (with dentils and a few brackets).

127. **4537 Arco Ave.** **Building Date:** 1906 **Photo Log:** N/A

Style: LATE 19TH AND 20TH CENTURY REVIVALS: Colonial Revival

Building Type: Two Family Flat: Shared Side Bay Porch Entrance

Architect: T. L. Houser **Builder:** T. L. Houser

This red brick, two-story building has two bays. A projecting entrance porch supported with Ionic columns on brick piers, and a door above that opens onto the flat roof define one bay. Paired windows with one-over-one light, double-hung sashes define the other bay. Soldier course bricks form the lintel for the second-story windows, while the first-story paired windows have a soldier course brick surround. A narrow belt course runs across the façade forming the sill of the first-story windows and defining the foundation area. A plain wood frieze spans the width of the façade beneath a bracketed hipped roof which extends back only far enough to conceal the flat roof behind.

United States Department of the Interior
National Park ServiceNATIONAL REGISTER OF HISTORIC PLACES
CONTINUATION SHEET

Section 7 Page 41

Forest Park Southeast Historic District
St. Louis (Independent City), Missouri

-
128. **4538 Arco Ave.** **Building Date:** 1905 **Photo Log:** 121
Style: LATE 19TH AND 20TH CENTURY REVIVALS: Colonial Revival
Building Type: Two Family Flat: Shared Side Bay Porch Entrance
Architect: Unknown **Builder:** Fred E. A. Darr
This property is almost identical to 4540 Arco Avenue, which is located next door and it was also built by Fred E. A. Darr. The façade of this two-story brick residence is divided into two bays. In one bay, the flat roof of the front porch serves as a balcony for the door above. Single, stacked, wide windows with one-over-one light, double-hung sashes on the first and second stories and a basement window form the other bay. The rectangular first-story window has a flat stone lentil with a keystone. An applied frieze with dentils spans the area above the second-story fenestration. The "false front" parapet consists of a steep, front running roof between two end parapets. A small gable-front dormer with a one-over-one light, double-hung sash window is centered in the roof. The second-story balustrade has been removed; the basement window is covered with brick. With this exception, the building retains its original integrity.
129. **4538A Arco Ave.** **Building Date:** c.1910 **Photo Log:** N/A
Style: No Style
Building Type: Outbuilding
Architect: Unknown **Builder:** Unknown
This short, one story brick garage building has a flat roof with side parapet walls capped with clay coping tiles. The front façade has two, single car garage bays with hinged wood doors.
130. **4539 Arco Ave.** **Building Date:** 1905 **Photo Log:** N/A
Style: No Style
Building Type: Two Family Flat: Side Bay Recessed Entry
Architect: Louis Horman **Builder:** H. W. Kehr
This simple two-story residential building has three bays. The two entrances with transoms are recessed in a rectangular entrance. Above is a rectangular window with one-over-one light, double-hung sashes. Two stacked single windows define the other bays. They also have one-over-one light, double-hung sashes. A smooth limestone stringcourse forms the sills on both floors. The metal cornice at the top of the façade has a garlanded frieze below. The building retains a high degree of its original integrity.
131. **4540 Arco Ave.** **Building Date:** 1905 **Photo Log:** N/A
Style: LATE 19TH AND 20TH CENTURY REVIVALS: Colonial Revival
Building Type: Two Family Flat: Shared Side Bay Porch Entrance
Architect: Unknown **Builder:** Fred E. A. Darr
This property is almost identical to 4538 Arco Avenue, which is located next door and was also built by Fred E. A. Darr. The façade of this two-story brick residence is divided into two bays. In one bay, the flat roof of the front porch serves as a balcony for the door above. Single, stacked, wide windows with one-over-one light, double-hung sashes on the first and second stories and a basement window form the other bay. The rectangular first-story window has a flat stone lentil with a keystone. An applied frieze with dentils spans the area above the second-story fenestration. The "false front" parapet consists of a steep, front running roof between two end parapets. A small gable-front dormer with a one-over-one light, double-hung sash window is centered in the

United States Department of the Interior
National Park Service

**NATIONAL REGISTER OF HISTORIC PLACES
CONTINUATION SHEET**

Section 7 Page 42

Forest Park Southeast Historic District
St. Louis (Independent City), Missouri

roof. Wrought iron supports replace the original porch posts and balustrade. With this exception, the building retains its original integrity.

132. 4540A Arco Ave. Building Date: c.1915 Photo Log: N/A

Style: No Style

Building Type: Outbuilding

Architect: Unknown

Builder: Unknown

This wood frame garage building has a gable front roof clad with asphalt shingles and exposed rafter tails. The walls are clad with wide clapboards and the front façade has a two-car garage bay with sliding wood doors. The west façade reveals a rectangular window with a single six-pane sash intact. This building retains a high degree of historic integrity.

133. 4541 Arco Ave. Building Date: 1902 Photo Log: N/A

Style: OTHER: Historic Eclecticism

Building Type: Two Family Flat: Shared Side Bay Porch Entrance

Architect: Unknown

Builder: H. W. Kerr

Another modest two-story brick building has a three-bay façade. The entrance bay consists of the double entrance porch with hipped roof and square wood columns and an arched second-story window above. Two stacked single windows form the other two bays. The windows on the second story have round arches embellished by a narrow stringcourse of molded brick that connects the courses between the arches. A slate mansard roof runs between the end parapet walls forming a false front to the flat roof.

134. 4544 Arco Ave. Building Date: 1902 Photo Log: N/A

Style: OTHER: Historic Eclecticism

Building Type: Two Family Flat: Shared Side Bay Porch Entrance

Architect: R. A. Berger

Builder: George Zeller

This two-story, three-bay design has an almost identical façade to the building a few doors west at 4550 Arco Avenue but, it lacks its neighbor's false front roof. Two stacked single windows with one-over-one light, double-hung sashes form two of the bays. Those on the first floor have common brick work arches with stone keystones. A projecting corbel brickwork spans the width of the segmental arched window directly above. The corbel supports a stone sill that runs the width of the two windows. The hip roof entrance porch is supported by Tuscan columns and wall brackets. The deep frieze is plain. The entrance doors have transoms. The foundation and column supports are coursed ashlar with a smooth dressed water table. Above the ashlar piers is a brick continuation that supports the porch columns. A deep brickwork cornice caps the building. Although the Daily Record account of the building permit for 4544 Arco Avenue clearly lists Poertner & Son as its builders, this design is almost identical to the building at 4550 Arco Avenue, which was designed by Berger and Zeller contractors and is very similar to other Berger & Zeller collaborations on this street. The property faces north on a residential street. The building retains a high degree of integrity.

United States Department of the Interior
National Park Service

**NATIONAL REGISTER OF HISTORIC PLACES
CONTINUATION SHEET**

Section 7 Page 43

Forest Park Southeast Historic District
St. Louis (Independent City), Missouri

135. **4545 Arco Ave.** **Building Date:** 1900 **Photo Log:** N/A

Style: LATE VICTORIAN: Queen Anne

Building Type: Two Family Flat: Shared Side Bay Porch Entrance

Architect: Unknown **Builder:** Unknown

The façade of this two-story building is divided into three bays. In the dominant left bay, the front porch, which has a shed roof that is supported by square columns, projects from the façade. Above, on a flatter plane, is a bay window with a steeply pitched hip roof that forms a turret. Three narrow, rectangular, one-over-one light, double-hung sash windows are in each side of the bay. Single stacked windows form the other two bays. The steep false front roof slants toward the façade and runs between two end parapets. A stone stringcourse denotes the foundation. Rectangular basement windows are symmetrically placed in the foundation. With the exception of the glass block filling the basement windows, the building retains a high degree of integrity.

136. **4546 Arco Ave.** **Building Date:** 1897 **Photo Log:** N/A

Style: OTHER: Historic Eclecticism

Building Type: High Style Town House

Architect: Unknown **Builder:** M. W. Murphy

The yellow brick façade has a prominent hipped entrance porch at the right bay. The porch has square columns supporting an entablature with a dentil course. A round-arched window at the first story has a soldier arch outlined in molded brick (including a bead and reel course, with egg and dart at the spring line). Above the entrance and arched windows are paired one-over-one light, double-hung sash windows. The wide window openings have full surrounds composed of egg and dart molded brick and share a continuous limestone sill. The basement level has brown brick veneer. A front-sloping roof runs between two side parapet walls. In the center of the roof is a gable-front dormer with a pair of multi-light, double-hung sash windows. This building has the same design as the house next door (4548 Arco Avenue) but uses different brick. Both buildings were built by Michael Murphy. The property faces north on a residential street.

137. **4547 Arco Ave.** **Building Date:** 1897 **Photo Log:** 113

Style: LATE VICTORIAN: Queen Anne

Building Type: Two Family Flat: Side Bay Recessed Entry

Architect: Unknown **Builder:** Unknown

This notable two-story residential building has a full-height, projecting, round bay, crowned by a steep, pitched, projecting gable roof. The gable has a Palladian window. The entrance bay has a double entry in a recessed round arch entrance elaborated with molded brick. Above is a single, rectangular one-over-one light, double-hung sash window. Three identically-sized, rectangular, one-over-one light, double-hung sash windows fill the projecting bay on each floor. A continuous stone belt course forms the sills for the windows on both stories. The narrow building has a steep-pitched hipped roof. A massive chimney protrudes from the side of the cross gable roof.

United States Department of the Interior
National Park Service

**NATIONAL REGISTER OF HISTORIC PLACES
CONTINUATION SHEET**

Section 7 Page 44

Forest Park Southeast Historic District
St. Louis (Independent City), Missouri

138. 4548 Arco Ave. Building Date: 1897 Photo Log: N/A

Style: OTHER: Historic Eclecticism

Building Type: High Style Town House

Architect: Unknown Builder: M. W. Murphy

The two-bay, red brick façade has a prominent hipped entrance porch at the right bay. The porch has square columns supporting an entablature with a dentil course. A round-arched window at the first story has a soldier arch outlined in molded brick (including a bead and reel course, with egg and dart at the spring line). Above the entrance and arched windows are paired, one-over-one light, double-hung sash windows. The wide window openings have full surrounds composed of egg and dart molded brick and share a continuous limestone sill. The basement level has brown brick veneer. A front-sloping roof runs between two side parapet walls. In the center of the roof is a gable-front dormer with a pair of multi-light, double-hung sash windows. This building has the same design as the house next door (4546 Arco Avenue) but uses different brick. Both buildings were built by Michael Murphy. The property faces north on a residential street.

139. 4549 Arco Ave. Building Date: 1925 Photo Log: N/A

Style: OTHER: Craftsman References

Building Type: Two Family Flat: Shared Side Bay Porch Entrance

Architect: Unknown Builder: W. C. Burns

This simple two-story residence incorporates Craftsman style detailing at the gabled and bracketed entrance porch hood and the similar applied gable motif at the roofline. Paired front doors create one bay, and a pair of three-over-one light, double-hung sash windows create the other bay. Two, single, three-over-one light sash windows on the second story compose the upper portion of the vertical bays. At either side of the applied gable roof element, the brick surface of the façade continues upward into gabled end parapets.

140. 4550 Arco Ave. Building Date: 1902 Photo Log: N/A

Style: OTHER: Historic Eclecticism

Building Type: Two Family Flat: Shared Side Bay Porch Entrance

Architect: R. A. Berger Builder: George P. Zeller

Like its neighbor to the west, the design of this residential building references revival design idioms. The three-bay building has a coursed limestone foundation and dark brick walls. Two of the vertical bays are composed of stacked, single one-over-one light, double-hung sash windows. Those on the first floor are fill arches crated by brickwork and limestone keystones. Those above are segmental arched windows created by soldier bricks. A stone lintel with a brick corbel below spans the width of the two windows. Spanning the width of the two bays is a stone gable with a Palladian window. The third bay incorporates the double entrance, a single window on the second floor and a single gable-front dormer in the roof. The entrance porch has Ionic columns supporting a festooned frieze, a dentil cornice and a hip roof. Combination brick and ashlar piers support the columns. The entrance doors have transoms. A corbeled cornice supports a "false front" roof between two side parapets. This building has a similar façade to 4544 Arco Avenue, which lacks the elaborate roof treatment. The property faces north on a residential street and retains a high degree of integrity.

United States Department of the Interior
National Park Service

**NATIONAL REGISTER OF HISTORIC PLACES
CONTINUATION SHEET**

Section 7 Page 45

Forest Park Southeast Historic District
St. Louis (Independent City), Missouri

141. **4550A Arco Ave.** **Building Date:** c.1910 **Photo Log:** N/A
Style: No Style
Building Type: Outbuilding
Architect: Unknown **Builder:** Unknown
 This brick garage building has a flat roof with side parapet walls capped with clay coping tiles. The front façade is dominated by a single, two-car garage bay with a modern overhead door. Star-shaped tie rod ends are visible on the secondary façades.
142. **4551-4553 Arco Ave.** **Building Date:** 1923 **Photo Log:** N/A
Style: OTHER: Historic Eclecticism
Building Type: Four Family Flat: Shared Central Porch
Architect: Unknown **Builder:** Unknown
 This two story, four-family flat is a simple vernacular form, which reflects Mission Revival style with Arts and Crafts embellishments in the brackets supporting a tiled, cross gable, false front roof. The entrance porch spans the center two bays of the four-bay façade. The float roof is supported by square columns rising from a brick pier which also forms a solid porch balustrade. Pairs of ten-over-one light windows are at both levels and create the end bays. The simple variegated brickwork is enlivened by soldier brick lintels and a full course of soldier brick at the eaves. A gable-front roof with brackets spans the width of the two central bays.
143. **4551A Arco Ave.** **Building Date:** c.1910 **Photo Log:** N/A
Style: No Style
Building Type: Outbuilding
Architect: Unknown **Builder:** Unknown
 This brick garage building has a flat roof with parapet walls capped with clay coping tiles and star-shaped tie rods. There is a single-car garage bay at the left with hinged wood doors and at the right is a single, two-car garage bay with modern overhead door. This building has retained its historic integrity and contributes to the district.
144. **4552 Arco Ave.** **Building Date:** 1904 **Photo Log:** N/A
Style: OTHER: Historic Eclecticism
Building Type: Two Family Flat: Shared Side Bay Porch Entrance
Architect: R. A. Berger **Builder:** George Zeller
 This unusual two-bay design features a number of revival design details including a high-pitched "false front" mansard roof applied to the primary façade parapet referencing Second Empire residential treatments. A classically inspired entrance porch with Tuscan columns, a festooned frieze, front and side pediments, and the single window above form one bay. Paired sash windows with one-over-one lights and a shared transom are in a wide rectangular opening on the first floor, and paired windows with a common limestone sill above form the second bay. Above a wood cornice with dentils, two dormer windows punctuate the roof: a small, single dormer with a broken scroll top is centered in one bay; and a small paired window capped with a broken pediment are centered in the other bay. The entrance façade, foundation and piers supporting the porch columns are coursed, rough-faced ashlar limestone with a single course of smooth-faced stone at the level of the basement window lintels. The rear and side elevations have a rubble limestone foundation. The roof is flat.

United States Department of the Interior
National Park Service

**NATIONAL REGISTER OF HISTORIC PLACES
CONTINUATION SHEET**

Section 7 Page 46

Forest Park Southeast Historic District
St. Louis (Independent City), Missouri

145. 4557 Arco Ave. Building Date: 1899 Photo Log: N/A

Style: OTHER: Historic Eclecticism

Building Type: Two Family Flat: Side Bay Recessed Entry

Architect: Unknown Builder: C. H. Poertner

This simple, two-story brick building features segmental arched windows and a round arched, recessed entryway. The foundation at the façade is smooth-faced coursed limestone. The hipped roof, which ornaments the front of the building (hiding the flat roof behind), has a soffit with modillions.

146. 4558 Arco Ave. Building Date: 1902 Photo Log: N/A

Style: LATE 19TH AND 20TH CENTURY REVIVALS: Colonial Revival

Building Type: Two Family Flat: Shared Side Bay Porch Entrance

Architect: Unknown Builder: C. H. Poertner & Son

This three-bay design features a dark red brick façade and a coursed rough limestone foundation. The bays are created by a double entrance under a single window and two single stacked windows. Below these windows are basement windows in the stone foundation. A stone stringcourse runs the width of the façade and forms the sills of the first floor windows. Two entrance doors are in the end bay in a recessed full arch entrance. Tuscan columns, on combination brick and ashlar piers, support the porch roof. Below the cornice of the porch roof are dentils and a plain frieze. The entrance doors have transoms. The symmetrically placed windows have segmental arches and one-over-one light, double-hung sash windows. A projecting, wrapping cornice with modillions spans the width of the façade and wraps the sides to a depth of about four feet. The building has a flat roof and at the rear, a one-bay side projection rises the full height of the building. This building is very similar to 4562 Arco Avenue located to the west. The property faces north on a residential street. The building retains a high degree of integrity.

147. 4558A Arco Ave. Building Date: c.1910 Photo Log: N/A

Style: No Style

Building Type: Outbuilding

Architect: Unknown Builder: Unknown

This brick garage building has a flat roof and side parapet walls capped with clay coping tiles. Its two garage bays have been covered with wood. The minor alterations to this building are reversible and the building maintains its historic integrity of size, scale, massing, materials and sense of place. It is a contributing resource.

148. 4561 Arco Ave. Building Date: 1908 Photo Log: N/A

Style: LATE VICTORIAN: Queen Anne

Building Type: Two Family Flat: Shared Side Bay Porch Entrance

Architect: H. H. Hughes Builder: H. H. Hughes

This two-story flat has a prominent full-height projecting bay composed of single windows on the sides of the bay and paired windows in the center section of the projecting bay. The entrance bay has a flat roof entrance porch supported by square columns on piers. A double leaf, multi-light door opens onto the roof, which has a wrought iron balustrade. Above the double leaf doors is a multi-light transom. Smooth limestone belt courses

United States Department of the Interior
National Park Service

**NATIONAL REGISTER OF HISTORIC PLACES
CONTINUATION SHEET**

Section 7 Page 47

Forest Park Southeast Historic District
St. Louis (Independent City), Missouri

run at the juncture where the building meets the ground and under the bay windows forming the sills. On the first story, the belt course continues on the projecting porch as coping on the piers. Soldier course brickwork forms the lintels of the openings. Modillions support a projecting cast stone cornice. A high parapet features rectangular terra-cotta panels centered in each bay with diamond-shaped insets. At the rear of the building, a 1919 brick addition with a rubble limestone foundations forms an ell to the east. With the exception of the porch roof balustrade, the building retains a high degree of its original integrity.

149. **4562 Arco Ave.** **Building Date:** 1901 **Photo Log:** N/A
Style: LATE 19TH AND 20TH CENTURY REVIVALS: Colonial Revival
Building Type: Two Family Flat: Side Bay Recessed Entry
Architect: Unknown **Builder:** C. H. Poertner

The design of this two-story, two-family flat features a coursed, rock-faced limestone foundation and a three-bay, red brick façade capped by a projecting cast stone cornice with dentils under a shaped parapet with raised ends and central portion that features patterned brick work. The fenestration consists of symmetrically placed segmental arched windows with one-over-one light, double-hung sash windows on both stories. Two canted entrance doors are located in the recess, which has a full arch opening in the end bay. The doors are behind a round-arched opening in the right bay. This building is very similar to the building at 4558 Arco Avenue to the east. The property faces north on a residential street and has a side yard to the east.

150. **4564 Arco Ave.** **Building Date:** 1904 **Photo Log:** 123
Style: LATE 19TH AND 20TH CENTURY REVIVAL STYLES: Colonial Revival
Building Type: Two Family Flat: Shared Side Bay Porch Entrance
Architect: R. A. Berger **Builder:** George Zeller

The design of this residence features a coursed ashlar limestone foundation and a three-bay brick façade. The building's fenestration includes round arched windows at the first story and segmental arch windows above. A classically inspired entrance porch in the end bay features round columns and a swaged frieze and cartouche in the roof pediment. The wide two-over-two light window in the bay above has a projecting corbel window hood the depth of one brick. Above a wood frieze and dentil cornice is a low brick parapet wall with white glazed brick geometric designs.

151. **4565 Arco Ave.** **Building Date:** 1905 **Photo Log:** N/A
Style: No Style
Building Type: Two Family Flat: Shared Side Bay Porch Entrance
Architect: T. L. Houser **Builder:** T. L. Houser

The façade of this two-story, red brick building is divided into three bays. At the dominant end bay, a front porch with a hip roof is below a plain, one-over-one light, double-hung sash window. The porch roof is supported by short Tuscan columns on ashlar piers. Single, stacked one-over-one light, double-hung sash windows form the other two bays. Courses of limestone run across the façade below the first-story window sills and continue onto the porch, forming its base and low walls. A steep-pitched roof slopes to the front of the building between end parapet walls. The high foundation is coursed, rough, dressed limestone. The property has a high degree of integrity.

United States Department of the Interior
National Park Service

**NATIONAL REGISTER OF HISTORIC PLACES
CONTINUATION SHEET**

Section 7 Page 48

Forest Park Southeast Historic District
St. Louis (Independent City), Missouri

152. **4567 Arco Ave.** **Building Date:** 1906 **Photo Log:** N/A

Style: OTHER: Historic Eclecticism

Building Type: Single Family House

Architect: H. G. Clymers

Builder: J. P. Riechers

This stone building has a false front, steeply-pitched roof covered in slate that projects out from the façade and is "supported" by rafter-end beams. A flat roof is behind the false front roof. The random ashlar limestone façade has a front-gable porch with exposed rafter ends and square stone supports. The projecting porch has a side entry, a departure from the traditional orientation of the District. An entrance door and small window comprise the entrance bay. A wide window with a fixed sash and art glass transom balance the scale of the entrance porch. On the second story, there are three nine-over-one light, double-hung sash windows. One is over the entrance, and the other two are centered above the large first floor window. A small, arched, gothic dormer is centered in the false front roof.

153. **4567A Arco Ave.** **Building Date:** c.1910 **Photo Log:** 157

Style: No Style

Building Type: Outbuilding

Architect: Unknown

Builder: Unknown

This brick garage building has a flat roof with side parapet walls coped with cast stone. The front façade is sheltered by a shallow extension of the roof. There are two, single car garage bays at the front façade, each containing hinged wood doors. Star-shaped tie rod ends are visible on the secondary façades.

United States Department of the Interior
National Park ServiceNATIONAL REGISTER OF HISTORIC PLACES
CONTINUATION SHEET

Section 7 Page 49

Forest Park Southeast Historic District
St. Louis (Independent City), Missouri

154. 4568 Arco Ave. Building Date: 1900 Photo Log: 103

Style: OTHER: Historic Eclecticism

Building Type: Two Family Flat: Shared Side Bay Porch Entrance

Architect: Unknown Builder: Unknown

The design of this three-bay, two-family flat reflects Romanesque Revival influences in the recessed, arched entrance and the two single, arched, first-story windows; all are elaborated with brickwork connected with a course of molded brick at the spring line. Small pairs of engaged columns set into the brickwork support the entrance arch. On the second story, the three, rectangular, one-over-one light, double-hung sash windows with stone sills and the dentil cornice reflect Colonial Revival influences; while the simple parapet with a raised center section is a variation of the ubiquitous vernacular design feature found in multi-family residences of the same period in the District. The original recessed entrance is covered with a single door and a gable-front entrance porch is supported by square wood columns on a solid concrete railing. The property faces north at the west end of a residential street near the busy Kingshighway Boulevard. These alterations are reversible. The façade is painted white.

155. 4570 Arco Ave. Building Date: 1931 Photo Log: 103

Style: OTHER: Moderne References

Building Type: Two Family Flat: Full Width Porch AND End Bays Entrances

Architect: Unknown Builder: Roland C. Erth

This two-story, brick building has a shallow, full-length, hipped roof porch supported by narrow, square brick columns. Entrance stairs at the end bays lead to entrance doors. Pairs of double-hung sash windows form a central bay on both the first and second stories; those on the second story are flanked by small rectangular art glass windows. Simple stepped parapet and vertical brick designs, at both ends and at the center, further unite the façade. Several side windows to the west have been partially filled in. The property faces north and is at the west end of a residential street near busy Kingshighway Boulevard. There is an alley to the west of the property.

156. 4570A Arco Ave. Building Date: c.1910 Photo Log: N/A

Style: No Style

Building Type: Outbuilding

Architect: Unknown Builder: Unknown

This brick garage building has a flat roof with short parapet walls capped with clay coping tiles. The building is sited at the corner of two alleyways and has four, single car garage bays with wood doors. The south façade reveals a window opening within a segmental brick arch.

157. 4571 Arco Ave. Building Date: 1906 Photo Log: N/A

Style: OTHER: Historic Eclecticism

Building Type: Two Family Flat: Side Bay Recessed Entry

Architect: Geo. A. Hollocher Builder: Moran

This two-story, brick residence has three bays. An end bay incorporates a round arched entry with a window above. Stacked single windows create the other two bays. All five façade windows have one-over-one light,

United States Department of the Interior
National Park Service

**NATIONAL REGISTER OF HISTORIC PLACES
CONTINUATION SHEET**

Section 7 Page 50

Forest Park Southeast Historic District
St. Louis (Independent City), Missouri

double-hung sashes. A limestone course at the first story acts as sills for the lower windows and separates the brown brick used at the basement level. A metal cornice separates off the low parapet wall with raised center block.

158. 4571A Arco Ave. Building Date: c.1910 Photo Log: 157

Style: No Style

Building Type: Outbuilding

Architect: Unknown Builder: Unknown

This brick garage building has a flat roof with side parapet walls capped with clay coping tiles. The front façade has two, single garage bays with modern overhead doors. This building is sited at the corner of two brick alleyways and is a contributing resource in the District.

159. 1017 Boyle Ave. Building Date: c.1920 Photo Log: 75

Style: No Style

Building Type: Four Family Flat: Recessed Central Entrances

Architect: Unknown Builder: Unknown

Sitting on a limestone foundation and rising two stories to a flat roof with a bracketed, asphalt shingle, mansard roof form attached at the front façade parapet, this four-family flat is three wide bays. The four entrance doors are recessed in the central bay below a second-story porch. The fenestration is symmetrical and identical across the façade. Each of the large paired windows sits on limestone sills with the first-story sills incorporated into the water table. Below the water table two small basement windows are located at ground level.

160. 1021 Boyle Ave. Building Date: c.1920 Photo Log: 75

Style: No Style

Building Type: Four Family Flat: Recessed Central Entrances

Architect: Unknown Builder: Unknown

This building is almost identical to 1017 and 1027 Boyle Avenue. Sitting on a limestone foundation and rising two stories to a flat roof with a bracketed, asphalt shingle, mansard roof form attached at the front façade parapet, this four-family flat has three wide bays. The four entrance doors are recessed in the central bay below a second-story porch. The fenestration is symmetrical and identical across the façade. Each of the large paired windows sits on limestone sills with the first-story sills incorporated into the water table. Below the water table two small basement windows are located at ground level.

161. 1027 Boyle Ave. Building Date: c.1920 Photo Log: 75

Style: No Style

Building Type: Four Family Flat: Recessed Central Entrances

Architect: Unknown Builder: Unknown

This building is identical to 1017 and 1021 Boyle Avenue. Sitting on a limestone foundation and rising two stories to a flat roof with a bracketed, asphalt shingle, mansard roof form attached at the front façade parapet, this four-family flat has three wide bays. The four entrance doors are recessed in the central bay below a second-story porch. The fenestration is symmetrical and identical across the façade. Each of the large paired

United States Department of the Interior
National Park Service

**NATIONAL REGISTER OF HISTORIC PLACES
CONTINUATION SHEET**

Section 7 Page 51

Forest Park Southeast Historic District
St. Louis (Independent City), Missouri

windows sits on limestone sills with the first-story sills incorporated into the water table. Below the water table two small basement windows are located at ground level.

162. **4122-4124 Chouteau** **Building Date:** c.1908 **Photo Log:** 164

Style: OTHER: Colonial Revival References

Building Type: Four Family Flat: Recessed Central Entrances

Architect: Unknown **Builder:** Unknown

Sitting on a quarry-faced limestone foundation with an ashlar water table, this red brick four-plex rises two stories to a flat roof. Four bays wide, the main entrances are in pairs, recessed within two central segmental archways. The symmetrical fenestration varies only in that the two second-story center windows are narrower than the rest. Each window rests in a segmental arch on a limestone sill. Protruding brickwork forms a modest cornice. The building has since been sealed with brick, including the two small basement windows below the water table which have been sealed with concrete block. In spite of the fact that the windows and doors of this building have been bricked in, the scale, massing, and other character-defining features are intact, enabling the building's historic character to be conveyed.

163. **4134 Chouteau** **Building Date:** c.1915 **Photo Log:** 164

Style: OTHER: Craftsman References

Building Type: Multi-Family Walk Up

Architect: Unknown **Builder:** Unknown

Rising two stories to a flat roof with shaped parapet, this brick, multi-family walk up is three-bays wide, with the main entrance located in the center bay under a Craftsman gable door hood. The windows are modern picture windows with two small basement windows at ground level and a central stair window above the entrance door. Modest patterned brickwork enhances the façade at cornice level, rising up to the parapet with what appears to be limestone coping. Despite the installation of modern windows, this building retains its historic integrity.

164. **4138 Chouteau** **Building Date:** c.1915 **Photo Log:** 164

Style: OTHER: Craftsman References

Building Type: Two Family Flat: Shared Side Bay Porch Entrance

Architect: Unknown **Builder:** Unknown

This two-story, brick duplex is two-bays wide and has asymmetrical fenestration. The two entrance doors are located in the left bay under a distinctive door hood which shelters a small brick porch. A large modern picture window is located at the right bay on the first story and another is centered on the second story, flanked by what appears to be circular limestone inlays. The shaped parapet has what appears to be limestone coping. With the exception of replacement entry doors, this building continues to retain its historic integrity.

165. **4140 Chouteau** **Building Date:** c.1908 **Photo Log:** 164

Style: LATE VICTORIAN: Italianate

Building Type: Single Family: Town House

Architect: Unknown **Builder:** Unknown

Sitting on a quarry-faced limestone foundation and rising two stories to a flat roof, this brick town house is two-bays wide with the entrance in the right bay. Both the entrance and the window above are round arched, while

United States Department of the Interior
National Park Service

**NATIONAL REGISTER OF HISTORIC PLACES
CONTINUATION SHEET**

Section 7 Page 52

Forest Park Southeast Historic District
St. Louis (Independent City), Missouri

both the first and second-story windows of the left bay are paired within elliptical archways. All three façade windows sit on limestone sills. The roof provides a wide eave overhang and what appear to be pressed metal brackets throughout. This building has no visible alterations to its original construction, with the exception of the installation of storm windows, therefore it retains its historic integrity.

166. **4144 Chouteau** **Building Date:** c.1908 **Photo Log:** 20

Style: LATE VICTORIAN: Italianate

Building Type: Two Family Flat: Side Bay Recessed Entry

Architect: Unknown **Builder:** Unknown

Rising two stories from a quarry-faced limestone foundation to a flat roof, this brick duplex has three bays with the two entrance doors located in the rightmost bay. The symmetrical fenestration is segmental arched throughout, with each window decorated with terra-cotta hood molding and sitting on a limestone sill incorporated to form belt courses. The flat roof provides for wide eaves with pressed metal paired brackets throughout. With the exception of one replacement door, this building has a very high degree of historic integrity.

167. **4148 Chouteau** **Building Date:** 1905 **Photo Log:** 20, 166

Style: OTHER: Historic Eclecticism

Building Type: Single Family: Shotgun

Architect: Unknown **Builder:** Unknown

Sitting on what appears to be a limestone foundation, this flat-roofed, brick shotgun house is two-bays wide. A small, hipped roof porch on brick columns shelters the entrance. A small basement window is located at ground level directly below the first-story window, which sits on a limestone sill. The cornice consists of patterned brick work and the shaped parapet has brick castellations and has terra-cotta coping. This building clearly retains all of its character-defining features and has a high degree of integrity.

168. **4150 Chouteau** **Building Date:** c.1908 **Photo Log:** 20, 166

Style: OTHER: Colonial Revival References

Building Type: Single Family: Town House

Architect: Unknown **Builder:** Unknown

Sitting on a quarry-faced limestone foundation and rising two stories to a hipped, asphalt shingle roof, this brick house is two-bays wide with the entrance located in the right bay. Two small basement windows are located at ground level. Each façade bay is segmentally arched and each window sits on a limestone sill. The first and second-story left bay windows are paired. It appears that there may be a dormer above the cornice, which consists of patterned brickwork embellishment. Despite the installation of a replacement entrance door, the character-defining features of this building have not been compromised.

169. **4154 Chouteau** **Building Date:** c.1908 **Photo Log:** 166

Style: LATE VICTORIAN: Italianate

Building Type: Two Family Flat: Side Bay Recessed Entry

Architect: Unknown **Builder:** Unknown

Sitting on a quarry-faced limestone foundation with ashlar water table and rising two stories to a flat roof, this blonde brick duplex is two-bays wide with the entrances in the right, round-arched bay. Both the entrance and

United States Department of the Interior
National Park Service

**NATIONAL REGISTER OF HISTORIC PLACES
CONTINUATION SHEET**

Section 7 Page 53

Forest Park Southeast Historic District
St. Louis (Independent City), Missouri

the first-story window are elliptical arched, while both of the second-story windows are segmental arch windows. The two left-bay windows on the first and second story are paired. All three façade windows sit on limestone sills, which are incorporated within belt courses. The cornice is a series of corbelled brickwork. This building has had no visible alterations to its original construction and therefore retains a very high degree of historic integrity.

170. **4200 Chouteau** **Building Date:** c.1908 **Photo Log:** 21, 166

Style: LATE VICTORIAN: Italianate

Building Type: Two Family Flat: Side Bay Recessed Entry

Architect: Unknown **Builder:** Unknown

Sitting on a quarry-faced limestone foundation and rising two stories to a flat roof, this brick duplex is two-bays wide with the entrance in the right bay. Each of the windows and the entrance bay are segmental arched and both the first and second-story windows of the left bay are paired. All three façade windows sit on limestone sills. The roof provides a wide eave overhang and what appear to be pressed metal brackets throughout. The only visible alteration to this building since its construction is the installation of a multi-light entry door within the entrance archway. However, this appears to be a historic alteration, as well as reversible. Therefore, this building clearly retains its ability to convey its historic character.

171. **4200A Chouteau** **Building Date:** c.1915 **Photo Log:** 147

Style: No Style

Building Type: Outbuilding

Architect: Unknown **Builder:** Unknown

This one story concrete block garage building has a flat roof with short parapet walls. The front façade has a single car garage bay with hinged wood doors. This building has retained its historic integrity and contributes to the District.

172. **4202 Chouteau** **Building Date:** c.1908 **Photo Log:** 21, 166

Style: LATE VICTORIAN: Italianate

Building Type: Two Family Flat: Side Bay Recessed Entry

Architect: Unknown **Builder:** Unknown

Sitting on a quarry-faced limestone foundation with an ashlar water table and rising two stories to a flat roof, this brick duplex is three-bays wide with the entrances in the right round arched bay. Each of the five façade windows sits on a limestone sill and within a segmental arch. Terra-cotta detailing is used both as hood molding and in decorative plaques below the sills. The roof provides a wide eave overhang and what appear to be pressed metal brackets throughout. This building has a high degree of historic integrity.

173. **4202A Chouteau** **Building Date:** c.1915 **Photo Log:** 147

Style: No Style

Building Type: Outbuilding

Architect: Unknown **Builder:** Unknown

This one story garage building has a flat roof and appears to have a wood frame clad with faux brick rolled

United States Department of the Interior
National Park Service

**NATIONAL REGISTER OF HISTORIC PLACES
CONTINUATION SHEET**

Section 7 Page 54

Forest Park Southeast Historic District
St. Louis (Independent City), Missouri

asphalt. The front façade has a single car garage bay with hinged wood doors. This building has retained a high degree of historic integrity.

174. 4206-4208 Chouteau Building Date: c.1908 Photo Log: 21, 166

Style: LATE VICTORIAN: Italianate

Building Type: Two Family Flat: Shared Side Bay Porch Entrance

Architect: Unknown **Builder:** Unknown

Rising two stories, this brick duplex is three-bays wide under a flat roof with a decorative shaped parapet with red terra-cotta coping. All bays are round arched and decorated with terra-cotta hood molding, with the two entrance doors sheltered by a small, hip roof porch in the rightmost bay. Each of the windows sits on a limestone sill incorporated into belt courses. At the limestone foundation there are two small basement windows. The cornice appears to be pressed metal painted white. Despite the minor alteration of a modern iron step railing, this building retains its historic integrity.

175. 4214 Chouteau Building Date: c.1905 Photo Log: 22, 166

Style: OTHER: Romanesque Revival References

Building Type: Two Family Flat: Shared Side Bay Porch Entrance

Architect: Unknown **Builder:** Unknown

Rising two stories, this brick duplex is three-bays wide under a flat roof with a decorative shaped parapet with white terra-cotta coping. All bays are round arched and decorated with terra-cotta hood molding, with the two entrance doors sheltered by a small, hip roof porch at the rightmost bay. Each of the windows sits on a limestone sill, with the first-story sills incorporated in the water table, below which are two small basement windows. The cornice appears to be pressed metal painted white. This building is exceptional in its extremely high degree of retention of its historic elements, with no visible modern alterations.

176. 4220 Chouteau Building Date: c.1908 Photo Log: 23

Style: OTHER: Colonial Revival References

Building Type: Two Family Flat: Shared Side Bay Porch Entrance

Architect: Unknown **Builder:** Unknown

This two-story, flat-roofed brick duplex is two-bays wide with the two entrance doors nestled under a small, hip roof porch with square brick columns. Rising from a limestone foundation, the façade includes three segmental arched windows, which have modest decoratively recessed brickwork above the arch. At cornice level, three decorative "diamonds" have been formed by painting brick stretchers. The shaped parapet is capped with white terra-cotta coping. With the exception of modern screen doors having been installed, this building retains a high degree of historic integrity.

177. 4222 Chouteau Building Date: c.1908 Photo Log: 23

Style: OTHER: Historic Eclecticism

Building Type: Two Family Flat: Shared Side Bay Porch Entrance

Architect: Unknown **Builder:** Unknown

This two-story, flat-roofed brick duplex is two-bays wide with the two entrance doors nestled under a small hipped roof porch with square brick columns. Rising from the foundation, the brickwork incorporates decorative terra-cotta bricks throughout, including splayed lintels on the two basement

United States Department of the Interior
National Park ServiceNATIONAL REGISTER OF HISTORIC PLACES
CONTINUATION SHEET

Section 7 Page 55

Forest Park Southeast Historic District
St. Louis (Independent City), Missouri

windows, molding on the first floor elliptical arched window, molding on the two second story segmental arched windows, cornice detailing and coping on the shaped parapet. This building retains a very high degree of historic integrity.

178. **4224 Chouteau** **Building Date:** c.1908 **Photo Log:** 23

Style: OTHER: Historic Eclecticism

Building Type: Two Family Flat: Shared Side Bay Porch Entrance

Architect: Unknown **Builder:** Unknown

This two-story, flat-roofed brick duplex is two-bays wide with the two entrance doors nestled under a small, hipped roof porch. Rising from the foundation, the brickwork incorporates decorative terra-cotta bricks throughout, including splayed lintels on the two basement windows, molding on the first-story elliptical arched window, molding on the two second-story segmental arched windows, cornice detailing and coping on the parapet. With the exception of the modern screen doors and wood steps, this building retains its historic character-defining features.

179. **4228 Chouteau** **Building Date:** c.1910 **Photo Log:** 23

Style: No Style

Building Type: Two Family Flat: Side Bay Recessed Entry

Architect: Unknown **Builder:** Unknown

This two-story, flat-roofed duplex is two-bays wide with the entrance(s) recessed in the rightmost bay. Rising from the foundation, the façade is decorated by a limestone water table and window sills. There is terra-cotta cornice detailing above a frieze row of vertically laid bricks and the shaped parapet with terra-cotta coping and decorative inlay. Despite the installation of an aluminum screen door and storm windows, this building's historic integrity is intact.

180. **4232 Chouteau** **Building Date:** c.1908 **Photo Log:** 24

Style: OTHER: Historic Eclecticism

Building Type: Single Family: Shotgun

Architect: Unknown **Builder:** Unknown

Rising to a flat roof with shaped parapet coped with white terra-cotta, this brick shotgun is two-bays wide with the elliptical arched entrance bay at the right. The paired windows have a decorative mullion, transoms, and sit on a limestone sill that is incorporated into the water table. Both the window and entrance bays have pressed brick molding. A band of patterned brickwork forms the cornice. The historic character-defining features are clearly evident in this building, including the shaped parapet, scale, massing and fenestration.

181. **4232A Chouteau** **Building Date:** c.1910 **Photo Log:** 146

Style: No Style

Building Type: Outbuilding

Architect: Unknown **Builder:** Unknown

This wood frame garage building has a gable front roof clad with asphalt shingles and exposed rafter tails. The walls are clad with wide clapboards and the front façade has a single, one-car garage bay with a wood overhead door.

United States Department of the Interior
National Park Service

**NATIONAL REGISTER OF HISTORIC PLACES
CONTINUATION SHEET**

Section 7 Page 56

Forest Park Southeast Historic District
St. Louis (Independent City), Missouri

182. 4234 Chouteau Building Date: c.1908 Photo Log: 24

Style: OTHER: Historic Eclecticism

Building Type: Two Family Flat: Side Bay Recessed Entry

Architect: Unknown Builder: Unknown

Rising two stories to a flat roof with a parapet coped with limestone, this brick duplex sits on a limestone foundation and is three-bays wide. The entrances are recessed within the rightmost bay. Each window sits on a limestone sill. The cornice consists of several bands of patterned brickwork implying dentils and brackets. This building retains its historic integrity.

183. 4238 Chouteau Building Date: c.1908 Photo Log: 24

Style: OTHER: Italianate References

Building Type: Two Family Flat: Side Bay Recessed Entry

Architect: Unknown Builder: Unknown

Sitting on a quarry-faced limestone foundation with an ashlar water table, this brick duplex rises two stories to a flat roof. The façade is two bays wide; the entrances are recessed within the rightmost round-arched bay of this building. Each of the windows sits on a limestone sill within a round arch, however the second-story window above the entrance is slightly narrower than the others. The pressed metal cornice is painted white with wide eaves and paired brackets. The original windows have been replaced in the recent past, however the historic character-defining features are intact.

184. 4242 Chouteau Building Date: c.1908 Photo Log: 25

Style: No Style

Building Type: Single Family: Shotgun

Architect: Unknown Builder: Unknown

Sitting on a quarry-faced limestone foundation, this brick shotgun house is two bays wide and has a flat roof. The entrance is in the right bay within an elliptical archway. The paired, elliptical arched windows sit on a limestone sill. Despite the enclosure of the cornice and parapet in modern material, and the installation of a modern entry door, which are reversible, the building retains its historic integrity.

185. 4244 Chouteau Building Date: c.1908 Photo Log: 25

Style: LATE 19TH AND 20TH CENTURY REVIVALS: Colonial Revival

Building Type: Commercial Building: Two Part Vertical Block

Architect: Unknown Builder: Unknown

Anchoring the corner of Boyle and Chouteau avenues, this two-part vertical block rises three stories from a limestone foundation to a flat roof with a parapet coped with limestone. Within the symmetrical fenestration, the main double-leaf door has a canopied entrance that is in the center two of its eight bays with its lintel incorporated into the limestone water table. The entrance is within a round archway with alternating limestone voussoirs. Below the water table are ground-level paired windows with splayed brick lintels including alternating recessed brick patterning. Flanking the entrance at water table level are two bracketed pediments over basement level windows, above which are two bull's eye windows. The first-story windows sit on limestone sills incorporated into the water table. The second-story windows also sit on limestone sills and are within round arches with limestone keystones. The four second-story central windows are narrow, sit on

United States Department of the Interior
National Park Service

**NATIONAL REGISTER OF HISTORIC PLACES
CONTINUATION SHEET**

Section 7 Page 57

Forest Park Southeast Historic District
St. Louis (Independent City), Missouri

limestone sills and have transoms. Paired pilasters rising from the water table and composed of protruding brick, are located at the corners of the façade, as well as between both the second and third, and the fourth and fifth bays. Brickwork capitals flank each of the second-story round-arched windows. The cornice molding and dentils are composed of what appears to be pressed metal and terra-cotta. The Boyle Avenue façade extends ten bays, the first two repeating the pattern of the front façade and each bay divided by brickwork pilasters. The fenestration of this façade is asymmetrical and irregular. The third, fourth, fifth and seventh bays contain oversized round-arched windows that rise two stories and have limestone sills. The sixth, eighth, ninth and tenth bays contain small round-arched windows, since boarded, sitting on limestone sills. With the exception of a few boarded windows and the installation of metal entrance doors, this distinctive building retains a high degree of its historic integrity.

186. **4300 Chouteau** **Building Date:** c.1908 **Photo Log:** 17, 26

Style: LATE VICTORIAN: Second Empire

Building Type: Neighborhood Commercial Building: Two Part Commercial Block

Architect: Unknown **Builder:** Unknown

Sitting on a limestone foundation and rising two-and-one-half stories to a flat roof, this building has a mansard roof form on the uppermost story. Clad in asphalt shingles, this roof form is interrupted by a gabled paired window dormer. The first story has a canted corner commercial entrance and storefront window in the left bays. The first-story right bay has two narrow entrances with terra-cotta cornice molding and decorative plaques, leading to the second-story residential space; one of the doors has since been bricked in. The second-story windows are symmetrical and each sit on limestone sills that are incorporated into a belt course. These windows are also flanked by plain brick pilasters rising to the patterned brickwork frieze. Although one of the entrances to the second-story residential space has been bricked in, however this building retains sufficient integrity of location, setting, materials, style and workmanship to convey feelings and associations with its architectural style and period of construction. its historic integrity.

187. **4306 Chouteau** **Building Date:** c.1908 **Photo Log:** 26

Style: LATE VICTORIAN: Second Empire

Building Type: Two Family Flat: Side Bay Recessed Entry

Architect: Unknown **Builder:** Unknown

Sitting on a quarry-faced limestone foundation and rising three stories, this brick duplex has a mansard roof form on the third-story façade. This building is three-bays wide with the two entrance doors recessed within a segmental archway in the rightmost bay. The symmetrical fenestration is identical throughout, and includes segmental arched windows sitting on limestone sills. Two small basement windows are located in the two left bays at ground level. Above the patterned brick frieze and modest cornice, the mansard form is clapped in slate shingles with a hipped, paired window dormer. The character-defining features of this building are clearly evident.

United States Department of the Interior
National Park ServiceNATIONAL REGISTER OF HISTORIC PLACES
CONTINUATION SHEET

Section 7 Page 58

Forest Park Southeast Historic District
St. Louis (Independent City), Missouri

188. **4306A Chouteau** **Building Date:** c.1910 **Photo Log:** N/A
Style: No Style
Building Type: Outbuilding
Architect: Unknown **Builder:** Unknown
This brick garage building has a flat roof and side parapet walls capped with clay coping tiles. The front (alley) façade has a central, two-car wood overhead garage door bay. Star-shaped tie rod ends are visible on the side walls. Although there are some alterations to the garage bay, this building retains its integrity in terms of size, scale, massing and materials and is therefore a contributing resource to the District.
189. **4308 Chouteau** **Building Date:** c.1908 **Photo Log:** 26
Style: LATE VICTORIAN: Second Empire
Building Type: Two Family Flat: Shared Side Bay Porch Entrance
Architect: Unknown **Builder:** Unknown
Sitting on a quarry-faced limestone foundation and rising three stories to a flat roof, this brick duplex has a mansard roof form on the third-story façade. Sharing a wall with 4306 Chouteau Avenue, this building is four-bays wide with the main entrance located in the leftmost bay and flanked by two narrow segmental arched windows and sheltered by a small shed roof porch supported by Tuscan columns. With the exception of the entrance bay, the windows are symmetrical and identical in that they are all segmental arched windows sitting on limestone sills. The cornice molding is modest, with patterned brickwork implying dentils below. The third-story mansard roof is clad with slate shingles and has a hipped, paired window dormer. This building continues to exhibit its historic character-defining features.
190. **4310-4312 Chouteau** **Building Date:** 1902 **Photo Log:** 26
Style: LATE 19TH AND 20TH CENTURY REVIVALS: Colonial Revival
Building Type: Four Family Flat: Recessed Central Entrances
Architect: Lemburg & Son **Builder:** Unknown
A two-story four-plex, this brick building has a flat roof with a faux mansard façade roof form with asphalt shingles above protruding brick dentils. Spanning six bays, the four entrance doors are recessed in pairs under the two center round-arched bays. The segmental arched windows are symmetrical and sit on limestone sills. The building sits on a foundation of quarry-faced limestone, broken by small basement windows, with an ashlar water table. Despite replacement windows and doors, this building retains a high degree of historic integrity.
191. **4316-4318 Chouteau** **Building Date:** 1910 **Photo Log:** 26
Style: OTHER: Historic Eclecticism
Building Type: Four Family Flat: Recessed Central Entrances
Architect: Alfred Haw **Builder:** Unknown
A two-story four-plex, this brick building has a flat roof with a shaped parapet and terra-cotta coping above protruding brick dentils. Spanning six bays, the four entrance doors are recessed in pairs under the two center round-arched bays. The segmental arched windows are symmetrical and sit on limestone sills. The building sits on a foundation of quarry-faced limestone, broken by small basement windows, with an ashlar water table. This building still retains its character-defining features, despite having lost its cornice molding.

United States Department of the Interior
National Park ServiceNATIONAL REGISTER OF HISTORIC PLACES
CONTINUATION SHEET

Section 7 Page 59

Forest Park Southeast Historic District
St. Louis (Independent City), Missouri

192. **4320-4322 Chouteau** **Building Date:** 1914 **Photo Log:** 26
Style: OTHER: Historic Eclecticism
Building Type: Four Family Flat: Recessed Central Entrances
Architect: Unknown **Builder:** Unknown
This two- brick building has a flat roof with a shaped parapet and terra-cotta coping above protruding brick dentils. Spanning six bays, the four entrance doors are recessed in pairs under the two center round-arched bays. The windows are symmetrical with splayed brick lintels and sit on limestone sills. The building sits on a foundation of quarry-faced limestone, broken by small basement windows, with an ashlar water table. Despite the installation of replacement windows, the historic integrity of this building has not been compromised.
193. **4326 Chouteau** **Building Date:** c.1908 **Photo Log:** 27
Style: OTHER: Historic Eclecticism
Building Type: Two Family Flat: Side Bay Recessed Entry
Architect: Unknown **Builder:** Unknown
Sitting on a quarry-faced limestone foundation with an ashlar water table, this brick duplex rises two stories to a flat roof coped with terra-cotta. This building is three-bays wide with the main entrances in the rightmost bay. The windows are symmetrical and each sits on a limestone sill. Two small, square basement windows are located at ground level in the two left bays. Although a modern entry door has been installed, through its scale, massing and stylistic elements, this building retains its historic integrity.
194. **4336-4340 Chouteau** **Building Date:** c.1908 **Photo Log:** 27
Style: LATE 19TH AND 20TH CENTURY REVIVALS: Colonial Revival
Building Type: Six Family Flat
Architect: Unknown **Builder:** Unknown
Spanning six bays, this two-story, three-unit building contains three separate entrances in the second, fourth and sixth bays, each under a modest bracketed gable door hood. All other bays consist of segmental arched paired windows. Sitting on a limestone foundation, this building has a shallow mansard roof with asphalt shingles.
195. **4342-4344 Chouteau** **Building Date:** c.1908 **Photo Log:** 27
Style: LATE 19TH AND 20TH CENTURY REVIVALS: Colonial Revival
Building Type: Four Family Flat: Recessed Central Entrances
Architect: Unknown **Builder:** Unknown
A two-story four-plex, this brick building has a flat roof with a shaped parapet, white terra-cotta coping and cornice above protruding brickwork. Spanning six bays, the four entrance doors are recessed in pairs under the two center round-arched bays. The segmental arched windows are symmetrical and sit on limestone sills. The building sits on a foundation of quarry-faced limestone, broken by small basement windows, with an ashlar water table. Despite the installation of replacement entrance doors, this building retains a high degree of historic integrity. A recent city map places 4342 and 4344 Chouteau Avenue on a lot numbered 4342.

United States Department of the Interior
National Park ServiceNATIONAL REGISTER OF HISTORIC PLACES
CONTINUATION SHEET

Section 7 Page 60

Forest Park Southeast Historic District
St. Louis (Independent City), Missouri

-
196. **4360 Chouteau** **Building Date:** 1904 **Photo Log:** 29
Style: OTHER: Historic Eclecticism
Building Type: Neighborhood Commercial Building: Two Part Commercial Block
Architect: Unknown **Builder:** McKelvey Construction Co.
Occupying the southwest corner lot of Tower Grove and Chouteau avenues, this brown brick neighborhood commercial block has the common configuration of commercial space on the first story and residential on the second story. Sitting on a limestone foundation, this building rises to a flat roof. The main façade, on Chouteau Avenue, is divided into three bays with a canted corner storefront entrance with large store windows and pressed metal frame detailing wrapping the corner. The entrance to the residential space is located in the rightmost bay within a round archway. The second story is distinctive with its turret and white terra-cotta inlay. Each of the second-story windows sits on a limestone sill which is incorporated to form a belt course. Patterned brickwork in the frieze appears to imply castellations. With the exception of a replacement door, this building retains a high degree of integrity.
197. **4362 Chouteau** **Building Date:** c.1908 **Photo Log:** N/A
Style: LATE 19TH AND 20TH CENTURY REVIVALS: Colonial Revival
Building Type: Two Family Flat: Side Bay Recessed Entry
Architect: Unknown **Builder:** Unknown
Sitting on a cast stone foundation with an ashlar water table, this brick duplex rises two stories to a flat roof with a shaped parapet coped with white terra-cotta. Three-bays wide, the two front entrances of this building are recessed in the rightmost bay under a heavy limestone lintel. The symmetrical fenestration is identical throughout, with each window sitting on a limestone sill and under a limestone lintel. The heavy pressed metal cornice has modillions and paired brackets. The parapet is distinguished by its white patterned brickwork diamonds. This duplex retains a very high degree of historic integrity.
198. **4368 Chouteau** **Building Date:** c.1908 **Photo Log:** 31
Style: OTHER: Romanesque Revival References
Building Type: Two Family Flat: Shared Side Bay Porch Entrance
Architect: Unknown **Builder:** Unknown
Unique in the District, this duplex has its façade faced entirely with irregular, coursed, quarry-faced limestone. The building rises two-and-one-half stories to a hipped roof with a hipped, paired, window dormer, and its façade is divided into two bays. The main entrances are sheltered under a gable-front porch on Tuscan columns at the right bay. The two windows of the right bay, both the first and second stories, are large and have since been boarded. The second-story right bay of the façade contains two small narrow windows. Two small, square basement windows are located in the right bay at ground level. This building retains its historic, character-defining features.
199. **4370-4372 Chouteau** **Building Date:** c.1908 **Photo Log:** 31
Style: OTHER: Historic Eclecticism
Building Type: Four Family Flat: Recessed Central Entrances
Architect: Unknown **Builder:** Unknown
This brick building sits on a distinctive limestone foundation with an ashlar water table and rises two stories to a

United States Department of the Interior
National Park Service

**NATIONAL REGISTER OF HISTORIC PLACES
CONTINUATION SHEET**

Section 7 Page 61

Forest Park Southeast Historic District
St. Louis (Independent City), Missouri

flat roof with a parapet coped in both pressed metal and terra-cotta. The façade is divided into four bays, the outer bays projecting forward slightly and the main entrances are in pairs, recessed within the two central bays under a common rusticated limestone lintel. The first-story windows are paired within round archways and sit on limestone sills, which are incorporated into a belt course. The second-story windows of the two outer bays are paired within segmental archways, while the two smaller windows of the two central bays are within round archways and all four second-story windows sit on limestone sills, which are incorporated as a belt course. The two outer bays have heavy pressed metal cornice molding rising to the parapet coped with a pressed metal cornice molding creating a two tier cornice effect. This building is distinctive for its high degree of historic integrity.

200. **4378 Chouteau** **Building Date:** c.1908 **Photo Log:** 32

Style: OTHER: Colonial Revival References

Building Type: Two Family Flat: Side Bay Recessed Entry

Architect: Unknown **Builder:** Unknown

This two-story duplex rises from a limestone foundation with an ashlar water table to a flat roof with a shaped parapet coped in white terra-cotta. Divided into three bays, the main entrances of this building are recessed in the rightmost bay under a limestone lintel. This lintel treatment is found at each window, in addition to bracketed limestone sills. Two small basement windows are located at ground level in the two left bays. White terra-cotta is employed for the cornice molding, above which white brick tiles are in diamond-shaped patterns. This building retains all of its character-defining features.

201. **4380 Chouteau** **Building Date:** c.1908 **Photo Log:** 32

Style: OTHER: Historic Eclecticism

Building Type: Two Family Flat: Side Bay Recessed Entry

Architect: Unknown **Builder:** Unknown

Sitting on a limestone foundation and rising two stories to a flat roof with shaped parapet, this brick duplex is three-bays wide. The main entrance is located in the rightmost bay, recessed within a round arch embellished with pressed brick hood molding and flanked by pairs of recessed columns. The large first-story window shares similar treatment as the entrance bay, however with terra-cotta plaques rather than recessed columns. The limestone sill of this window is incorporated to form the water table, below which the brick has been covered with parging, and two small basement windows are found at ground level. The second-story windows are within segmental arches, sit on limestone sills and have distinctive leaded glass transom windows. In addition, these second-story windows have splayed brick and terra-cotta decorative details. The cornice includes pressed metal cornice molding and terra-cotta frieze plaques, above which the parapet is highly decorated with white terra-cotta plaques and coping. It is identical to 4382 Chouteau Avenue. This pair of buildings is distinctive in their full retention of historic, character-defining features.

202. **4382 Chouteau** **Building Date:** c.1908 **Photo Log:** 32, 33

Style: OTHER: Historic Eclecticism

Building Type: Two Family Flat: Side Bay Recessed Entry

Architect: Unknown **Builder:** Unknown

Sitting on a limestone foundation and rising two stories to a flat roof with shaped parapet, this brick duplex is

United States Department of the Interior
National Park Service

**NATIONAL REGISTER OF HISTORIC PLACES
CONTINUATION SHEET**

Section 7 Page 62

Forest Park Southeast Historic District
St. Louis (Independent City), Missouri

three-bays wide. The main entrance is located in the rightmost bay, recessed within a round arch embellished with pressed brick hood molding and flanked by pairs of recessed columns. The large first-story window shares similar treatment as the entrance bay, however with terra-cotta plaques rather than recessed columns. The limestone sill of this window is incorporated to form the water table, below which the brick has been covered with parging, and two small basement windows are found at ground level. The second-story windows are within segmental arches, sit on limestone sills and have distinctive leaded glass transom windows. In addition, these second-story windows have splayed brick and terra-cotta decorative details. The cornice includes pressed metal cornice molding and terra-cotta frieze plaques, above which the parapet is highly decorated with white terra-cotta plaques and coping. It is identical to 4380 Chouteau Avenue.

203. 4384-4386 Chouteau Building Date: 1905 Photo Log: 33

Style: OTHER: Colonial Revival References

Building Type: Four Family Flat: Recessed Central Entrances

Architect: Unknown **Builder:** Breit Enweiner

A two-story four-plex, this brick building has a flat roof with a shaped parapet, brick-patterned diamonds and terra-cotta coping above protruding brick dentils. Spanning six bays, the four entrance doors are recessed in pairs under the two center segmental arched bays. The segmental arched windows are symmetrical and sit on limestone sills. The building sits on a brick foundation broken by small basement windows with splayed brick lintels. With almost no visible alterations, this building retains all of its historic integrity.

204. 4384-4386A Chouteau Building Date: c. 1910 Photo Log: 148

Style: No Style

Building Type: Outbuilding

Architect: Unknown **Builder:** Unknown

This brick garage building has a flat roof with side parapet walls capped with clay coping tiles. The front façade is four, single car garage bays wide with the three rightmost covered with wood paneling. The leftmost garage bay reveals the hinged wood doors. This building distinctive communal garage building has retained a high degree of historic integrity.

205. 4388-4390 Chouteau Building Date: c.1908 Photo Log: 33

Style: OTHER: Historic Eclecticism

Building Type: Four Family Flat: Recessed Central Entrances

Architect: Unknown **Builder:** Unknown

A two-story duplex, this brick building has a flat roof with a shaped parapet and terra-cotta coping above patterned brickwork. Spanning four bays, the two entrance doors are recessed under the two center round arched bays. The windows are symmetrical and sit on limestone sills forming belt courses, however the windows vary in size with the second-story windows being slightly narrower. The building sits on a limestone foundation, broken by small basement windows, and the brick here is darker below the first belt course. Despite the installation of modern entrance doors, the historic integrity is intact.

United States Department of the Interior
National Park Service

**NATIONAL REGISTER OF HISTORIC PLACES
CONTINUATION SHEET**

Section 7 Page 63

Forest Park Southeast Historic District
St. Louis (Independent City), Missouri

206. 4398 (A) Chouteau Building Date: c.1900 Photo Log: 34, 35

Style: OTHER: Romanesque Revival References

Building Type: Two Family Flat: Side Bay Recessed Entry

Architect: Unknown Builder: Unknown

This lot is numbered 4398, as are the three lots to the west, hence the (A-D). Rising from a limestone foundation to a flat roof with a shaped parapet coped in white terra-cotta, this blonde brick duplex is three-bays wide. The main entrances are recessed within the rightmost round-arched bay, which has the typical pressed brick hood molding found throughout the District. The two left bays of the first story were converted to a storefront entrance design which appears to be a historic alteration. The second-story, round arched windows sit on limestone sills and have the same hood molding treatment as the entrance archway. The cornice line consists of patterned brickwork typical of the District. Considering the shaped parapet, fenestration treatment and massing, this building retains its historic integrity.

207. 4398(A)A Chouteau Building Date: c.1915 Photo Log: N/A

Style: No Style

Building Type: Outbuilding

Architect: Unknown Builder: Unknown

This tall, one story, concrete block garage building has a flat roof and side parapet walls capped with clay coping tiles. There is a single car garage bay with a metal overhead door and a pedestrian entrance at the front (alley) façade. There are two window openings covered with corrugated metal on the west façade. This building retains its historic integrity and contributes to the District.

208. 4398 (B) Chouteau Building Date: c.1908 Photo Log: 34, 35

Style: OTHER: Historic Eclecticism

Building Type: Two Family Flat: Side Bay Recessed Entry

Architect: Unknown Builder: Unknown

This lot is numbered 4398, as are the two lots to the west and one to the east, hence the A-D designations. This two-story, brick duplex has a flat roof with a shaped parapet coped in white terra-cotta and is divided into three bays with the leftmost bay stepped forward approximately two feet. The main entrance is recessed within this leftmost bay. Each of the windows sits on a limestone sill with splayed brick lintels. Two small basement windows are located at the quarry-faced limestone foundation, below the ashlar water table. With the exception of replacement windows having since been installed, this building retains a high degree of integrity.

209. 4398 (C) Chouteau Building Date: c.1908 Photo Log: 34, 35

Style: OTHER: Historic Eclecticism

Building Type: Single Family: Shotgun

Architect: Unknown Builder: Unknown

This lot is numbered 4398, as are the two lots to the east and the lot to the west on the corner, hence the A-D designations. Typical of the brick shotgun houses of this District, this building is three-bays wide and has a shaped parapet coped with white terra-cotta. The entrance is recessed in the leftmost, round-arched bay, which

United States Department of the Interior
National Park Service

**NATIONAL REGISTER OF HISTORIC PLACES
CONTINUATION SHEET**

Section 7 Page 64

Forest Park Southeast Historic District
St. Louis (Independent City), Missouri

has decorative pressed brick hood molding. The two façade windows sit on a limestone sill and the cornice molding is white terra-cotta. This building retains a high degree of integrity.

210. 4398 (D) Chouteau **Building Date:** 1909 **Photo Log:** 34, 35
Style: OTHER: Prairie References

Building Type: Neighborhood Commercial Building: Two Part Commercial Block

Architect: Unknown **Builder:** Unknown

This lot is numbered 4398, as are the three lots to the east, hence the A-D designations. Divided into four bays, this two-story, brick two-part commercial block has a flat roof with a shaped parapet coped with white terra-cotta. The first-story storefront bays are divided by distinctive bright green tiled pilasters with limestone bases and white terra-cotta capitals rising to white cornice molding. The entrance to the second-story residential space is located in the leftmost bay. The second-story windows each sit on what appear to be limestone sills and have distinctive white terra-cotta hood molding and diamond-shaped tile inlay above. The white terra-cotta cornice molding rises to the face of the parapet which is embellished with a series of diamond and triangular-shaped, light-green tile inlays. Despite the installation of modern storefront windows, this building retains a high degree of integrity.

211. 4400 Chouteau **Building Date:** 1893 **Photo Log:** 36
Style: LATE VICTORIAN: Italianate

Building Type: Neighborhood Commercial Building: Two Part Commercial Block

Architect: Unknown **Builder:** Dephendahl & Lochbillier

Rising from a limestone foundation to a flat roof coped with terra-cotta, this three-bay, two-story neighborhood commercial building has suffered a concrete block infill of its original storefront corner (northeast) entrance. Despite this, the rest of the original storefront façade is intact, including the windows with transom lights and pressed metal frame detailing. The entrance door to the second-story residential space is in the rightmost bay of the north elevation. The second-story fenestration is symmetrical and identical in that they are all segmental arched windows sitting on bracketed limestone sills. A pressed metal bracketed cornice wraps the corner leading to the east façade. The first-story windows on the east façade have been bricked in, however a segmental arched entrance remains at the fifth bay. The second-story windows are symmetrical and are each within segmental arches and sit on what appear to be limestone sills. Despite the filling in of several windows and the corner entrance, this building retains the ability to convey its character-defining features and therefore its historic integrity. A one-story addition is to the west of this property (see separate entry for 4402 Chouteau Avenue).

212. 4400A Chouteau **Building Date:** c.1910 **Photo Log:** N/A
Style: No Style

Building Type: Outbuilding

Architect: Unknown **Builder:** Unknown

This one story, brick garage has a flat roof and side parapet walls capped with clay coping tiles. There are two, single car garage bays on the alley (south) façade, one of which is covered and the other with a metal overhead door. There is a rectangular window opening and a pedestrian door on the east façade, along with star-shaped tie rod ends. This building has retained a high degree of historic integrity and is a contributing resource to the District.

United States Department of the Interior
National Park Service

**NATIONAL REGISTER OF HISTORIC PLACES
CONTINUATION SHEET**

Section 7 Page 65

Forest Park Southeast Historic District
St. Louis (Independent City), Missouri

-
213. **4402 Chouteau** **Building Date:** 1922 **Photo Log:** N/A
Style: No Style
Building Type: Neighborhood Commercial Building
Architect: Unknown **Builder:** Aug. Beck
This single-story brick addition to the corner store building at 4400 Chouteau Avenue is labeled "office" on a 1965 Sanborn map. The building has a limestone foundation to a flat roof with a shaped parapet coped with white terra-cotta. It features a door at the left side of the narrow façade with either a wide window or double window attached; these openings and the segmental arch windows on the side are boarded. A side door is barred but may be still in use. The façade features a modest corbeled brick cornice.
214. **4408 Chouteau** **Building Date:** 1896 **Photo Log:** 36, 37, 38
Style: OTHER: Historic Eclecticism
Building Type: Two Family Flat: Side Bay Recessed Entry
Architect: Unknown **Builder:** West End Building & Construction Co.
This late 19th century brick duplex is almost identical to the building at 4416 Chouteau Avenue. At the façade, the foundation is of random ashlar, quarry-faced limestone, with two small basement windows at ground level. This two-story building rises to a brick and terra-cotta cornice topped by a shaped parapet with geometric, white, glazed brick patterns in the end and center blocks. The façade is divided into three bays with the entrance doors recessed behind the round-arched opening at the rightmost bay. The light-red brick façade is highlighted by alternating textures of red brick voussoirs at the segmental arch windows of the second story, and the round-arched windows and entry at the first story. The springing points at both levels of windows are connected by a course of molded brick. Decorative brick also forms a column-like pattern at the entry. This building retains a high degree of historic integrity with no visible alterations to the original construction.
215. **4408A Chouteau** **Building Date:** c. 1910 **Photo Log:** 149
Style: No Style
Building Type: Outbuilding
Architect: Unknown **Builder:** Unknown
This two story brick building has a flat roof with short parapet walls with clay coping tiles. The first story of the front (alley) façade has two, single-car garage bays with steel lintels and wood doors covered with plywood. The second story has irregular fenestration including both segmental brick arched window openings, as well as rectangular, which have been covered with plywood. This building is unique in the District, has retained its integrity and contributes to the District.
216. **4410 Chouteau** **Building Date:** 1905 **Photo Log:** 39
Style: OTHER: Historic Eclecticism
Building Type: Two Family Flat: Side Bay Recessed Entry
Architect: John D. Boyer **Builder:** John D. Boyer
This two-family flat has a relatively simple façade in comparison to most of the other buildings in the neighborhood. This two-story building is two-bays wide with the two front doors recessed behind the round-arched entry in the right bay; the other three openings in the façade are segmental, arched windows, which are

United States Department of the Interior
National Park Service

**NATIONAL REGISTER OF HISTORIC PLACES
CONTINUATION SHEET**

Section 7 Page 66

Forest Park Southeast Historic District
St. Louis (Independent City), Missouri

wider at the left bay. Stone sills are painted dark brown; rowlock brick voussoirs highlight all openings. The simple, brick, corbeled cornice has built-out blocks at either end, which flank a flat parapet with terra-cotta coping. The building to the west appears to share the same design. Parging at the foundation is scored to resemble square-cut masonry blocks and painted brown with a pair of small, segmental, arched windows at ground level. This building retains a high degree of historic integrity.

217. **4412 Chouteau** **Building Date:** 1905 **Photo Log:** 39

Style: OTHER: Historic Eclecticism

Building Type: Two Family Flat: Side Bay Recessed Entry

Architect: John D. Boyer

Builder: John D. Boyer

This two-family flat has a relatively simple façade in comparison to most of the other buildings in the neighborhood. This two-story building is two-bays wide with the two front doors recessed behind the round-arched entry in the right bay; the other three openings in the façade are segmental, arched windows, which are wider at the left bay. Stone sills are painted dark brown; rowlock brick voussoirs highlight all openings. The simple, brick, corbeled cornice has built-out blocks at either end which flank a flat parapet with terra-cotta coping. The building to the west was built to the same design. Parging at the foundation is scored to resemble square-cut masonry blocks and painted brown with a pair of small, segmental, arched windows at ground level. The entrance archway has been altered with the installation of a multi-light doorway that appears to be a historic alteration. Therefore, this building retains its ability to convey its historic character-defining features.

218. **4416 Chouteau** **Building Date:** 1895 **Photo Log:** 39

Style: OTHER: Historic Eclecticism

Building Type: Two Family Flat: Side Bay Recessed Entry

Architect: Unknown

Builder: Fred E. A. Darr

This late 19th century brick duplex is almost identical to the building at 4408 Chouteau Avenue. At the façade, the foundation is of random ashlar, quarry-faced limestone, with two small basement windows at ground level. This two-story building rises to a brick, terra-cotta and pressed metal cornice and a flat roof. The façade is divided into three bays with the entrance doors recessed behind the round-arched opening at the rightmost bay. The light-red brick façade is highlighted by alternating textures of red brick voussoirs at the segmental arch windows of the second story, and the round-arched windows and entry at the first story. The springing points at both levels of windows are connected by a course of molded brick. Decorative brick also forms a column-like pattern at the entry. This building retains a high degree of historic integrity with no visible alterations to the original construction.

219. **4418 Chouteau** **Building Date:** 1911 **Photo Log:** 39

Style: OTHER: Historic Eclecticism

Building Type: Two Family Flat: Shared Side Bay Porch Entrance

Architect: Unknown

Builder: Alfred How

The parapet is the most distinctive feature of this two-story, flat-roofed, red brick duplex, featuring a brick inset panel in the center gabled area, below which a metal cornice is supported by several courses of corbeled brick. The façade is two-bays wide with all openings being rectangular and each window sitting on limestone sills; a pair of doors in the left bay share a transom window and hipped roof porch (with replacement supports). A

United States Department of the Interior
National Park Service

**NATIONAL REGISTER OF HISTORIC PLACES
CONTINUATION SHEET**

Section 7 Page 67

Forest Park Southeast Historic District
St. Louis (Independent City), Missouri

single, one-over-one light, double-hung sash window is above the entrance porch; the right bay contains pairs of sash windows at both the first and second stories. A row of molded brick at the level of the first-story sills forms a water table, below which the brick is brown. A small paired window is located at the basement level. Despite the minor installation of replacement porch supports and modern step railing, this building retains its historic character.

220. **4420 Chouteau** **Building Date:** 1899 **Photo Log:** 23, 40, 124

Style: NATIONAL FOLK HOUSE: Gable Front

Building Type: Single Family House

Architect: Unknown **Builder:** H. H. Christophel

This 1899 one-and-one-half story brick house is unique on Chouteau Avenue with its front gable. The façade is Three-bays wide with two windows, and the right-bay entrance door is sheltered beneath a full-length hipped roof porch with three, square supports and a turned spindle rail. What appears to be white asbestos shingles clad the brick in the gable, where a pair of windows is located. Both sides of the house have gabled dormers. Although unique in this District, this building's alterations are historic in their own right and the building is able to convey such character-defining features including scale, massing and plan.

221. **4422 Chouteau** **Building Date:** 1906 **Photo Log:** 40

Style: LATE VICTORIAN: Italianate

Building Type: Two Family Flat: Shared Side Bay Porch Entrance

Architect: Fred How **Builder:** William Ashley

This two-story two-family flat rises from a cast stone foundation to a flat roof with a façade divided into three bays. The entrance bay at the right is slightly wider than the left bays and it projects very slightly forward and extends up above the roofline by about one foot. The two main entrance doors are sheltered by a flat roof porch supported by cast concrete columns, with the roof doubling as a balcony for the door above. The four windows (two above and two below) in the left bays are one-over-one light, double-hung sashes, with limestone sills. Tall basement windows are located at ground level and have been filled with glass block. At the front porch, the blocks appear to be cast to resemble river rock. Above a course of the river rock blocks, corbeled brick supports a metal cornice. With the exception of the glass brick installation at the basement windows, this building retains a high degree of historic integrity.

222. **4426 Chouteau** **Building Date:** 1909 **Photo Log:** 40, 104

Style: OTHER: Historic Eclecticism

Building Type: Two Family Flat: Side Bay Recessed Entry

Architect: Alfred How **Builder:** Alfred How

Rising two stories from a limestone foundation to a shaped parapet coped with terra-cotta and pressed metal, this typical red brick two-family flat uses round-arched openings at the first story and rectangular ones at the second story. The façade is divided into three bays with the main entry recessed in the rightmost bay. At the first story, rowlock archivolt at the two sash windows and the entry are connected by a course of molded brick. Above the second story, corbeled brick implying dentils supports a pressed metal cornice. Two small basement windows are located at ground level. This building retains a very high degree of integrity, with no visible alterations to the original construction. The building is similar to its neighbors at 4428 and 4430 Chouteau Avenue.

United States Department of the Interior
National Park Service

**NATIONAL REGISTER OF HISTORIC PLACES
CONTINUATION SHEET**

Section 7 Page 68

Forest Park Southeast Historic District
St. Louis (Independent City), Missouri

223. **4428 Chouteau** **Building Date:** 1909 **Photo Log:** 23, 40, 104

Style: OTHER: Historic Eclecticism

Building Type: Two Family Flat: Side Bay Recessed Entry

Architect: Alfred How **Builder:** Alfred How

This two-story brick duplex rises to a flat roof with shaped parapet coped with terra-cotta. The two front doors are recessed behind the round-arched entry at the right bay. Paired, rectangular, sash windows are at both stories of the left (east) bay. The basement pair and the first-story set, with its multi-paned transom, are placed beneath a broad segmental arch. A single, rectangular, sash window is fitted in the bay above the entrance. Corbeled brick supports limestone sills and a pressed metal cornice molding. The parapet features end blocks with terra-cotta caps and a pedimented center block with molded brick panel. The façade is of variegated brown brick. This building has retained its historic integrity.

224. **4430 Chouteau** **Building Date:** 1909 **Photo Log:** 40, 104

Style: OTHER: Historic Eclecticism

Building Type: Two Family Flat: Side Bay Recessed Entry

Architect: Unknown **Builder:** Alfred How

This typical red brick building uses a shaped parapet, like most of the two-family flats in the neighborhood. Rising two stories from a limestone foundation, the façade is divided into two bays with the two front doors behind the round-arched entry at the right bay. Paired, rectangular, sash windows are at both stories of the left (east) bay; the lower set has a multi-paned transom. Also, in the left bay there is a paired basement segmental arched window is at ground level. A single, rectangular, sash window is fitted in the bay above the entrance. All openings are outlined in molded brick. As of October 24, 1997, two of the upper windows have been covered with plywood. Corbeled brick supports a pressed metal cornice and limestone window sills. The parapet features end blocks with pyramidal terra-cotta caps and a raised center block with inset rectangular brick panel.

225. **4436 Chouteau** **Building Date:** 1920 **Photo Log:** 41

Style: OTHER: Craftsman References

Building Type: Two Family Flat: Full Width Porch AND End Bay Entrances

Architect: Unknown **Builder:** Unknown

Unlike the earlier variations of the two-family flats in this neighborhood, which usually clustered the doors together, the front doors of this two-family flat are at the end bays of the façade, which is divided into three bays. The building rises two stories to a flat roof with a shaped parapet coped with white terra-cotta. A gable front porch on battered brick columns spans the full width of the façade. Paired sash windows center the first story, while a wider, centered pair of three-over-one light windows provides the only fenestration at the second story of the façade. A course of soldier bricks with a stylized, glazed brick "keystone" forms the window lintels on the upper story. The face of the parapet includes large, white, glazed brick diamond patterns and a centered rectangular panel. With the exception of the installation of window security bars and modern screen doors, this building has retained its historic character to a high degree.

United States Department of the Interior
National Park ServiceNATIONAL REGISTER OF HISTORIC PLACES
CONTINUATION SHEET

Section 7 Page 70

Forest Park Southeast Historic District
St. Louis (Independent City), Missouri

windows (two first-story, three second-story) have limestone sills and soldier brick lintels with molded brick tops. The two, front, entry doors are recessed behind a wide, round-arched opening with wood-paneled sides enclosing a protected porch-like space. A wide limestone water table serves as a lintel for two basement windows. Courses of molded brick and brick dentils visually support a pressed metal cornice defined by metal, gable-topped end blocks. The brick parapet is plain and coped with terra-cotta. The façade is painted red. The front doors are original. This building has retained a very high degree of historic integrity with the retention of all of its character-defining features.

230. 4454A Chouteau Building Date: c.1915 Photo Log: N/A

Style: No Style

Building Type: Outbuilding

Architect: Unknown

Builder: Unknown

This wood frame garage building has a gable front roof clad with rolled asphalt and the walls are clad with shiplap clapboards. The original garage door configuration has been maintained, but is currently covered with plywood. This building retains a high degree of historic integrity and therefore is a contributing resource.

231. 4456 Chouteau Building Date: 1894 Photo Log: 42, 43

Style: OTHER: Historic Eclecticism

Building Type: Two Family Flat: Side Bay Recessed Entry

Architect: Alfred How

Builder: Alfred How

This two-family flat rises from a limestone foundation to a flat roof hidden behind a false mansard front. The façade is divided into two bays with the main entrance in the right bay. The entrance archway, which has since been enclosed with a screen door, employs voussoirs of alternating colors. All windows use segmental arch brick lintels and sit on limestone sills, with paired, one-over-one light, double-hung sash windows at the left bay and a single double-hung window over the main entrance in the right bay. A small basement window is located at ground level in the left bay with a soldier brick lintel. With the exception of the enclosure of the recessed entry, which is a reversible alteration, this building retains its historic integrity.

232. 4460 Chouteau Building Date: 1907 Photo Log: 42, 43, 60

Style: OTHER: Historic Eclecticism

Building Type: Two Family Flat: Shared Side Bay Porch Entrance

Architect: Unknown

Builder: Dougherty & Bush

Sitting on a quarry-faced limestone foundation, this duplex rises two stories to a flat roof hidden behind a false mansard front. The façade of this simple, brick building is arranged in two asymmetrical bays, with the two entrance doors sheltered under a small shed roof porch at the right bay. Both the wide rectangular upper-story windows have double hung sashes, while at the first story, the window rests within a round archway. All windows have limestone sills. A single basement window at the left bay is set into the rock-faced limestone ashlar foundation. Like most buildings in the neighborhood, the side walls use a rubble limestone foundation and segmental arch windows. Despite the replacement windows and doors, this building retains its historic character-defining features and therefore has not had its integrity compromised.

United States Department of the Interior
National Park Service

**NATIONAL REGISTER OF HISTORIC PLACES
CONTINUATION SHEET**

Section 7 Page 71

Forest Park Southeast Historic District
St. Louis (Independent City), Missouri

233. **4464 Chouteau** **Building Date:** 1900 **Photo Log:** 42, 43, 60

Style: LATE 19TH AND 20TH CENTURY REVIVALS: Colonial Revival

Building Type: Two Family Flat: Shared Side Bay Porch Entrance

Architect: Unknown **Builder:** Unknown

This two-bay, two-story composition uses a number of architectural elements to add a busy look to the façade, including: a shed-roofed front porch sheltering the two entrance doors at the lower right, with a balcony and door above; and in the left bay, a wide, one-over-one light, double-hung sash window with a separate transom above the limestone lintel, capped by a molding that is also the base for a projecting three-window oriel. The hipped roof meets the walls of the house's wide, flared eaves. The roof hip extends forward to shelter a dormer with a central, sash window and two round windows. The façade is of red brick, except below the thick limestone water table where brown brick is used. Despite the numerous minor additions, which are themselves historic alterations, the building retains integrity of scale, massing and plan as well as materials and workmanship.

234. **4466 Chouteau** **Building Date:** 1900 **Photo Log:** 42, 44, 46, 60

Style: OTHER: Historic Eclecticism

Building Type: Two Family Flat: Full Width Porch

Architect: Unknown **Builder:** Unknown

This two-story, brick two-family flat rises to a flat roof coped with terra-cotta and its façade is divided into two bays, with the two entrance doors clustered in the right bay. Paired, one-over-one light, double-hung sash windows with decorative mullions are at the left bay, with a single window at the right bay. All of the window openings have brick soldier/stretcher surrounds. The façade is dominated by a full-length shed roof porch on brick columns. The parapet area appears to have been rebuilt. Except for the installation of modern screen doors, this building has retained its historic integrity.

235. **4470 Chouteau** **Building Date:** 1934 **Photo Log:** 44, 46

Style: LATE 19TH AND 20TH CENTURY REVIVALS: Colonial Revival

Building Type: Transportation Related Building: Service Station

Architect: C. E. & Co. Smith **Builder:** General Construction Co.

This filling station, relatively early for extant stations in St. Louis, is a four-bay composition with multi-light service bay doors with soldier brick lintels at the two left bays, a paneled entrance door in the third bay, and a storefront window (now boarded) at the rightmost bay. Rising one story, the left half of the building has a flat roof, while the other side of the of the building has a gable-front roof. The entire façade is faced with white glazed brick, distinguished by three bands of green glazed brick across the top of the service bays. Tudor-like details include the steeply pitched gable over the door, a stepped front façade chimney, and the asymmetrical composition. The service wing is much deeper than the gabled office section, giving the building its L-shaped footprint. This building has retained its historic integrity and clearly conveys its character-defining features. A recent city map places this property on a lot numbered 4476.

United States Department of the Interior
National Park Service

**NATIONAL REGISTER OF HISTORIC PLACES
CONTINUATION SHEET**

Section 7 Page 72

Forest Park Southeast Historic District
St. Louis (Independent City), Missouri

236. **4476 Chouteau** **Building Date:** 1890 **Photo Log:** 44, 46

Style: LATE VICTORIAN: Queen Anne

Building Type: Neighborhood Commercial Building: Two Part Commercial Block

Architect: Unknown **Builder:** Unknown

Rising two stories, this neighborhood commercial building is notable for its distinctive corner turret with a slate shingled conical roof. The primary façade is divided into four bays. The first story consists of commercial space, which has since been clapped with modern materials. The commercial entrance is in the rightmost, corner bay, with the two central bays containing storefront windows. The leftmost bay contains the entrance door to the second-story residential space. At the second-story façade, the two central bays contain round-arched windows with decorative salmon-colored archivolt and the leftmost bay is a rectangular sash with distinctive limestone and salmon-colored brick detailing. The turret at the rightmost bay wraps the corner and contains two bowed, rectangular, casement windows with transom lights (the original primary windows were replaced by c.1930s casement windows.) Each of the second-story windows sits on a limestone sill, which forms a belt course. Patterned brickwork is found throughout, including as a visual support for the belt course, as well as at the cornice. There is a second storefront entrance at the rear of the right (Taylor Avenue) façade with two large glass bricked windows and a boarded entrance. Second-story windows on the right façade are one-over-one light, rectangular, double-hung sashes with modern, metal awnings and limestone sills. Despite the alterations to the storefront façade, which are reversible, the building continues to retain a high degree of historic integrity.

237. **4500 Chouteau** **Building Date:** 1914 **Photo Log:** 45

Style: OTHER: Historic Eclecticism

Building Type: Neighborhood Commercial Building: Two Part Commercial Block

Architect: Frank Arnold **Builder:** August Beck

Rising two stories to a flat roof with a shaped parapet coped with white terra-cotta, this neighborhood commercial block is faced with brown, running, bond brick. The main façade (Chouteau Avenue) of the building is dominated by the first-story storefront, which is divided into six bays, with a canted corner entry behind an iron column in the leftmost bay. Store windows occupy the four central bays. Painted panels above the storefront windows cover the transom area. The entrance to the second-story residential space is in the rightmost bay with a distinctive terra-cotta pediment. The second story is divided into two bays, each containing projecting bay windows, which appear to be modern additions. Continuous soldier brick courses above the first and second stories define the levels and continue a horizontal theme. The cornice makes use of white terra-cotta molding and the face of the parapet includes decorative inlay shapes. The Taylor Avenue side of the building is much plainer, with the soldier courses continuing; there are six sash windows at the second story, and two sash windows at the first story, along with another entrance to the 1009 South Taylor Avenue end of the building. Despite some modern fenestration alterations, the character-defining features of this building have not been compromised.

United States Department of the Interior
National Park Service

**NATIONAL REGISTER OF HISTORIC PLACES
CONTINUATION SHEET**

Section 7 Page 73

Forest Park Southeast Historic District
St. Louis (Independent City), Missouri

238. **4509 Chouteau** **Building Date:** 1923 **Photo Log:** N/A

Style: OTHER: Craftsman References

Building Type: Multi-Family Walk Up

Architect: Oliver J. Popp **Builder:** H. L. Schaeffer

This two-story, eaves front, brick apartment building rises from a limestone foundation. Behind the gable front section, the roof of the rear of the building is flat. The exterior is of variegated, dark, wire-cut brick. Divided into three wide bays, a centered cross gable with pointed verge boards distinguishes the entrance bay, with the entrance door recessed slightly within a Tudor archway, above which is a sash window at the interior stair landing. The outer two bays feature paired, eight-over-one light, double-hung sash windows. Each of the outer bay, front façade windows is paired and sits on a stone sill with the first-story sills forming a water table, below which two small, paired, basement windows are at ground level. Soldier bricks are used in a stringcourse and as flat-arched lintels. This building retains its tiled roof, and is similar to its twin at 4515 Chouteau Avenue. Despite the enclosure of the recessed entry, this building maintains its historic integrity.

239. **4512 Chouteau** **Building Date:** 1923 **Photo Log:** N/A

Style: OTHER: Craftsman References

Building Type: Multi-Family Walk Up

Architect: Oliver J. Popp **Builder:** H.D. Schaeffer

This two-story, eaves front, brick apartment building rises from a limestone foundation. Behind the forward gabled section, the roof of the rear of the building appears to be flat. The exterior is of variegated, dark, wire-cut brick. Divided into three wide bays, a centered cross gable with pointed verge boards distinguishes the entrance bay, with the entrance door recessed slightly within a Tudor archway, above which is a sash window at the interior stair landing. The outer two bays feature paired, eight-over-one light, double-hung sash windows. Each of the front façade windows is paired and sits on a stone sill with the first-story sills forming a water table, below which two small, paired, basement windows are at ground level. Soldier bricks are used in a stringcourse and as flat-arched lintels. This building would probably have had a tiled roof similar to its more intact twins across the street at 4509 and 4515 Chouteau Avenue. Despite the enclosure of the recessed entry, this building maintains its historic integrity.

240-243. **4514-4520 Chouteau** **Building Date:** 1906 **Photo Log:** 48, 51, 126

Style: OTHER: Historic Eclecticism

Building Type: Row Houses

Architect: Unknown **Builder:** Alfred How

This building, unusual for this area, appears to be a four-family row constructed on a double-dumbbell plan. The façade is arranged symmetrically with the two center units projecting slightly forward. The front doors of the center units are at the outside bays, sharing a common shed roofed porch with the entrances of the outer units. Both porches carry a dentilled frieze on decorative columns; small pediments mark the way to the outer units. Upper windows in the center section are round-arched; all others on the façade carry segmental arches. Decorative touches are found in the sidelights and transom lights at the front doors; the decorative brick that outlines and connects the upper windows; and the brackets (at the central pavilion) and corbelling (at the outer four bays) that support the cornice. This is the only building on this side of the block to use coursed limestone below the high water table on the façade.

United States Department of the Interior
National Park Service

**NATIONAL REGISTER OF HISTORIC PLACES
CONTINUATION SHEET**

Section 7 Page 74

Forest Park Southeast Historic District
St. Louis (Independent City), Missouri

244. **4515 Chouteau** **Building Date:** 1923 **Photo Log:** 59

Style: OTHER: Craftsman References

Building Type: Two Family Flat: Side Bay Recessed Entry

Architect: Oliver J. Popp **Builder:** H. L. Schaeffer

This two-story, eaves front, brick apartment building rises from a limestone foundation. Behind the forward gabled section, the roof of the rear of the building is flat. The exterior is of variegated, dark, wire-cut brick. Divided into three wide bays, a centered cross gable with pointed verge boards distinguishes the entrance bay, with the entrance door recessed slightly within a Tudor archway, above which is a sash window at the interior stair landing. The outer two bays feature paired, eight-over-one light, double-hung sash windows. Each of the outer bay, front façade windows is paired and sits on a stone sill with the first-story sills forming a water table, below which two small, paired basement windows are at ground level. Soldier bricks are used in a stringcourse and as flat-arched lintels. This building retains its tiled roof, and is similar to its twin at 4509 Chouteau Avenue. Despite the enclosure of the recessed entry, this building maintains its historic integrity.

245. **4517 Chouteau** **Building Date:** 1915 **Photo Log:** 49, 59

Style: OTHER: Colonial Revival References

Building Type: Two Family Flat: Shared Side Bay Porch Entrance

Architect: Frank Arnold **Builder:** George Halla

Rising two stories from a limestone foundation to a flat roof with shaped parapet, this three-bay, brick two-family flat has its two entrance doors sheltered at the leftmost bay under a shed roof porch on brick columns with corbeled capitals. Each of the windows sits on a limestone sill with the first-story sills part of the water table. The porch entablature is V-shaped. Below the window sills and at the front porch, the builder used a dark-brown brick, a common treatment in this area. A course of molded brick rests below the terra-cotta cornice. Despite the installation of storm windows and doors, this building retains its historic integrity.

246. **4517A Chouteau** **Building Date:** c.1910 **Photo Log:** 153

Style: No Style

Building Type: Outbuilding

Architect: Unknown **Builder:** Unknown

This brick communal garage building has the typical flat roof and side parapet walls with clay coping tiles. It is distinct for its four, single car garage bays, each with the historic Z-braced hinged wood doors. The north (right) façade reveals two, small window openings within segmental brick arches covered with plywood. This building retains a very high degree of historic integrity.

247. **4521 Chouteau** **Building Date:** 1915 **Photo Log:** 49

Style: OTHER: Craftsman/Prairie References

Building Type: Two Family Flat: Shared Side Bay Porch Entrance

Architect: Unknown **Builder:** C. Urban

This two-story, flat-roofed duplex with a shaped parapet is divided into two wide bays with its dark-red brick façade dominated by a projecting double balcony with hipped roof at the right side, each with a separate entrance door from the interior and white stucco interior walls. The entrance doors are at the left bay, sheltered

United States Department of the Interior
National Park Service

**NATIONAL REGISTER OF HISTORIC PLACES
CONTINUATION SHEET**

Section 7 Page 75

Forest Park Southeast Historic District
St. Louis (Independent City), Missouri

under a shed roof porch supported by large brackets, directly above which a bay window projects. A one-story addition at 4521 Chouteau Avenue connects to the rear of this building. With the exception of some storm windows and doors, this building has retained a high degree of historic integrity.

248. 4522-4524 Chouteau Building Date: 1904 Photo Log: 51

Style: OTHER: Historic Eclecticism

Building Type: Four Family Flat: Individual Paired Entrance Porches on End Bays

Architect: Unknown **Builder:** George P. Zeller

The four-family flat has the appearance of typical, stepped parapet. Primary decorative features include thick stone lintels at the basement, first and second-story windows; continuous stone sill courses below the first and second-story windows; a paneled, wooden frieze with widely-spaced brackets; and the terra-cotta-capped stepped parapet. The front porches have been replaced with concrete block porches, iron rails, and metal awnings.

249. 4525 Chouteau Building Date: 1905 Photo Log: 50

Style: OTHER: Colonial Revival References

Building Type: Two Family Flat: Shared Side Bay Porch Entrance

Architect: Henry Schaumburg, Jr. **Builder:** R. M. Davis

This two-story, flat-roofed duplex has an asymmetric three-bay façade which features the common continuous stone sill under the first-story windows, below which is contrasting brown brick and small basement windows at ground level. The two entrance doors are at the leftmost bay sheltered under a hipped roof porch on brick columns. The first-story windows have distinctive limestone lintels. The second-story windows have limestone sills, with the leftmost window being slightly wider than the others. A wood molding spans the façade above the upper windows, above which a pressed metal cornice molding is located. Although storm doors and windows have been installed, the historic integrity of this building is very much intact.

250. 4525A Chouteau Building Date: c.1905 Photo Log: 152

Style: No Style

Building Type: Outbuilding

Architect: Unknown **Builder:** Unknown

This unique brick building has a flat roof, a trapezoidal plan and parapet walls capped with clay coping tiles. The northeast corner of this building is canted with a steel lintel over a wide carriage/garage bay with wood panel and X-braced doors. The east façade includes a first story pair of small rectangular, two-pane windows and a pedestrian entrance. The second story has a six-pane sash window intact within a segmental brick arch. This distinct building is in excellent condition and has retained a very high degree of integrity.

251. 4527 Chouteau Building Date: 1905 Photo Log: 50

Style: OTHER: Historic Eclecticism

Building Type: Two Family Flat: Side Bay Recessed Entry

Architect: Henry Schaumburg, Jr. **Builder:** R. M. Davis

This simple two-story, three-bay, flat-roofed duplex features a façade with segmental arch windows at the first story, and two entrance doors recessed behind a round-arched opening in the left bay. The brown brick below

United States Department of the Interior
National Park Service

**NATIONAL REGISTER OF HISTORIC PLACES
CONTINUATION SHEET**

Section 7 Page 77

Forest Park Southeast Historic District
St. Louis (Independent City), Missouri

window openings with the historic six-over-six double-hung windows intact. This building retains its historic integrity and is a contributing resource to the district.

256. **4531 Chouteau** **Building Date:** c.1915 **Photo Log:** 50, 53

Style: LATE 19TH AND 20TH CENTURY REVIVALS: Tudor Revival

Building Type: Low Rise Apartment Building

Architect: Unknown **Builder:** Unknown

This two-story, flat-roofed, deep U-plan apartment complex is quite symmetrical, featuring a mirror image wings on the central courtyard. The end of each arm of the U-plan is three-bays wide, separated by the central courtyard, at the end of which is the base of the U-plan, which is also three bays wide, the main entrance being located in the central projected bay under a limestone lintel and side quoins. The end of each wing is distinguished by a raised, half-timbered, hipped roof tower, skirted with round-arched brickwork, at the outermost bay, which itself projects slightly forward of the rest of the façade and contains a pair of six-over-one light, rectangular, double-hung sash windows with soldier brick lintels at each story. Throughout the rest of the façade the windows are single, six-over-one light, rectangular, double-hung sashes on stone sills with soldier brick lintels and corner blocks. Like the main entrance at the end of the courtyard at the base of the U-plan, there are four entrances, two on either side of the courtyard, form projecting bays, rising to a high castellated parapet. This building retains a high degree of historic integrity.

257. **4532 Chouteau** **Building Date:** 1905 **Photo Log:** 52, 97

Style: OTHER: Italianate References

Building Type: Two Family Flat: Shared Side Bay Porch Entrance

Architect: E. J. Hess **Builder:** T. L. Houser

Although this flat shares the flat roof and overall form of the ubiquitous "shaped parapet" flats in this area, its overall verticality, projecting bay and cornice with strong modillions, identify it as a vernacular holdover of the Italianate style. Rising two stories from a limestone foundation, the façade of this building is divided into four bays, the leftmost three being incorporated into a full-height projecting bay. The main entrances are at the rightmost bay, sheltered under a flat roofed porch on brick columns, which doubles as a balcony for the second-story door directly above. Two small basement windows are located at ground level in the two leftmost bays. The first-story windows are rectangular sashes with soldier brick lintels and limestone sills, which form the water table, below which the brown brick contrasts with the red brick of the upper body of the house. The second-story bays, three windows on limestone sills and one door, each are round-arched with a molded brick archivolt. With the exception of storm doors and windows, this building has had no visible alterations to the original construction.

258. **4534-4536 Chouteau** **Building Date:** 1907 **Photo Log:** 52, 91

Style: OTHER: Colonial Revival References

Building Type: Four Family Flat: Shared Central Porch

Architect: Unknown **Builder:** C. H. Bohle

Rising two stories to a flat roof, this simple, brick, four-family flat is divided into four bays. The four entrance doors are clustered into the two central bays and are sheltered under a hipped roof porch. All of the windows are simple one-over-one light, rectangular, double-hung sash windows that sit on limestone sills. Two small

United States Department of the Interior
National Park Service

**NATIONAL REGISTER OF HISTORIC PLACES
CONTINUATION SHEET**

Section 7 Page 78

Forest Park Southeast Historic District
St. Louis (Independent City), Missouri

basement windows are located at ground level. The cornice is austere, with two corbeled courses below a parapet with slightly raised end blocks. Despite the addition of iron step railings, this building maintains a very high degree of historic integrity.

259. **4534A Chouteau** **Building Date:** c.1910 **Photo Log:** N/A

Style: No Style

Building Type: Outbuilding

Architect: Unknown

Builder: Unknown

This brick garage building has a flat roof with side parapet walls capped with clay coping tiles. There is a single-car garage bay at the right of the front façade, with the historic hinged wood doors intact. The left half of the façade is covered with siding. Star-shaped tie rod ends are revealed on the side walls. This building retains its ability to convey its historic integrity and is therefore a contributing resource to the District.

260. **4540 Chouteau** **Building Date:** 1922 **Photo Log:** 54

Style: OTHER: Craftsman References

Building Type: Multi-Family Walk Up

Architect: Unknown

Builder: B. Cornwell

This simple, four-unit apartment building and its twin to the east (4544 Chouteau Avenue) offer a front-facing bracketed gable attached to an otherwise flat-roofed, rectangular, brick, two-story building. Divided into three bays, the main paneled door entrance with sidelights is located in the center bay, sheltered under a simple shed roof porch supported by brackets, above which is an eight-over-eight light, double-hung sash window with soldier brick surround sitting on a limestone sill. Both stories of the outer bays contain a ribbon of three double-hung sash windows with six-over-one lights that have soldier brick lintels and sit on limestone sills, with the first-story sills forming the water table. Wire-cut brick is used at the façade only. With the exception of the boarding of the sidelights, this building has retained its character-defining features.

261. **4541 Chouteau** **Building Date:** 1913 **Photo Log:** 55

Style: OTHER: Craftsman/Prairie References

Building Type: Single Family House

Architect: Unknown

Builder: Frank Arnold

Rising two stories from a limestone foundation to a flat roof with shaped parapet, the two-bay façade is distinguished by terra-cotta corner blocks at the window lintels, a terra-cotta cornice and cap on the stepped parapet wall, a gabled entrance porch in the left bay with faux, half-timbered pediment and shaped verge boards. Directly above the entrance porch there is a slightly projecting bay. Both stories of the right bay contain fairly wide windows with soldier brick lintels and limestone sills. The first-story sill is incorporated into the water table, below which brown brick is used to distinguish the basement level where two small windows are located at ground level. The façade windows are replacement units; three-over-one light, Craftsman-type windows still remain at the sides. In spite of the replacement windows, this building retains a high degree of historic integrity.

United States Department of the Interior
National Park ServiceNATIONAL REGISTER OF HISTORIC PLACES
CONTINUATION SHEET

Section 7 Page 79

Forest Park Southeast Historic District
St. Louis (Independent City), Missouri262. **4544 Chouteau** **Building Date:** 1922 **Photo Log:** 54**Style:** OTHER: Craftsman References**Building Type:** Multi-Family Flat**Architect:** Unknown **Builder:** B. Cornwell

This simple four-unit apartment building and its twin to the east (4540 Chouteau Avenue) offer a front-facing, bracketed gable attached to an otherwise flat-roofed, rectangular, brick, two-story building. Divided into three bays, the main paneled door entrance with sidelights is located in the center bay, sheltered under a simple shed roof porch supported by brackets, above which is an eight-over-eight light, double-hung sash window with soldier brick surround have a limestone sill. Both stories of the outer bays contain a ribbon of three double-hung sash windows with six-over-one lights that have soldier brick lintels and sit on limestone sills. The first-story sills form the water table. Wire-cut brick is used at the façade only.

263. **4545 Chouteau** **Building Date:** 1905 **Photo Log:** 55**Style:** OTHER: Craftsman References**Building Type:** Two Family Flat: Shared Side Bay Porch Entrance**Architect:** Unknown **Builder:** George P. Zeller

This two-story, flat-roofed building has the massing and similar detailing of its "shaped parapet" neighbors, but a front parapet is replaced by a simple cornice with a paneled frieze and small, widely spaced modillions. The façade is divided into two bays, with the two entrance doors at the left bay sheltered under a hipped roof porch supported on an incongruously rebuilt porch of blond brick. Rough-faced brick soldier lintels with stretchers continuing down the side of the windows forming a hood. Double courses of the same brick connect the stone sills of the wide windows. The sides of the building have terra-cotta capped parapets. There are no windows in the east wall. Despite the replacement windows and rebuilt porch, the character-defining features, including the scale, massing and materials, have all been maintained.

264. **4546 Chouteau** **Building Date:** 1917 **Photo Log:** 54**Style:** OTHER: Craftsman/Prairie References**Building Type:** Two Family Flat: Shared Side Bay Porch Entrance**Architect:** H. W. Guth **Builder:** Bush Burns R. Co.

Rising from a limestone foundation to a flat roof with a shaped parapet coped with white terra-cotta, this two-story duplex is divided into two bays with the main entrance sheltered under a small porch at the left bay. The distinctive flat roofed entrance porch is supported on battered brick columns and doubles as a balcony for the French doors directly above. Both stories of the right bay contain a set of three windows (a three-over-one light, double-hung sash flanked by two-over-one light, double-hung sashes) have limestone sills and with distinctive flat arch lintels composed of soldier bricks with a keystone and end blocks. The wide cornice is supported by paired brackets and is subtly shaped as a double Tudor arch rather than a traditional frieze, the shape of which is echoed at the entrance porch. This building has retained a high degree of historic integrity.

United States Department of the Interior
National Park Service

**NATIONAL REGISTER OF HISTORIC PLACES
CONTINUATION SHEET**

Section 7 Page 80

Forest Park Southeast Historic District
St. Louis (Independent City), Missouri

265. 4547 Chouteau Building Date: 1907 Photo Log: 55

Style: OTHER: Historic Eclecticism

Building Type: Two Family Flat: Shared Side Bay Porch Entrance

Architect: Unknown Builder: Frank Arnold

Rising from a quarry-faced limestone foundation to a flat roof with the typical shaped parapet coped with white terra-cotta, this duplex is three-bays wide. The main entrance is located in the leftmost bay, sheltered under a flat roofed porch on brick columns which doubles as a balcony for the French doors directly above. The front doors are also recessed behind the façade, an unusual feature for a building with a porch. The first story has round-arched windows and the second story has rectangular windows, all of which have stone sills and brick lintels. The characteristic, shaped parapet rises above a dentilled cornice. This is the only building on this side of the street to use limestone below the high water table at the façade. The building was boarded up in the summer of 1997. In spite of the boarded windows, this building has retained its historic integrity.

266. 4550 Chouteau Building Date: 1917 Photo Log: N/A

Style: OTHER: Craftsman/Prairie References

Building Type: Two Family Flat: Shared Side Bay Porch Entrance

Architect: H.W. Guth Builder: Bush Burns R. Co.

This two-story, brick duplex rises from a limestone foundation to a flat roof hidden behind a distinctive bracketed gable. Divided into two bays, the main entrances are located in the leftmost bay, sheltered under a bracketed flat roofed entrance porch, which doubles as a balcony for the second-story door, which is within a bracketed gable. The building shares many details with its neighbor to the east at 4546 Chouteau Avenue, including distinctive flat arch lintels composed of soldier bricks with a central stone keystone and end blocks. Craftsman-style touches include brackets at the gables and porch, shaped rafter tails at the gables, and exposed beam ends at the porch. This building retains a high degree of historic integrity, having maintained all of its character-defining features.

267. 4551 Chouteau Building Date: 1908 Photo Log: 56

Style: OTHER: Colonial Revival References

Building Type: Two Family Flat: Shared Side Bay Porch Entrance

Architect: William J. Gale Builder: William J. Gale

This two-bay, two-story, flat-roofed duplex has a shaped parapet coped with white terra-cotta. The entrance doors are at the left bay, sheltered under a flat roofed porch on brick columns which doubles as a balcony for the second-story door, which is part of a projecting bay that is directly above. The façade features a stone stringcourse at the lower sill level and the lintels are of brick. The characteristic shaped parapet rises above a dentilled cornice, which follows the plan of the second-story projecting bay. The deep-red, raked mortar joints are notable; unfortunately there has been some repointing in lighter mortar around windows and at the parapet. This building retains a high degree of historic integrity.

United States Department of the Interior
National Park ServiceNATIONAL REGISTER OF HISTORIC PLACES
CONTINUATION SHEET

Section 7 Page 81

Forest Park Southeast Historic District
St. Louis (Independent City), Missouri

268. **4552 Chouteau** **Building Date:** 1917 **Photo Log:** 57, 114
Style: OTHER: Craftsman/Prairie References
Building Type: Two Family Flat: Shared Side Bay Porch Entrance
Architect: H.W. Guth **Builder:** Bush Burns R. Co.
This two-story, flat-roofed, brick two-family flat shares the same footprint and some decorative features, such as the overall fenestration pattern, with the two buildings just to the east (they were all constructed by the same builder in the same year). The left bay entrance porch has the same ogee arch over the opening as the building just to the east, and all three buildings provide a balcony with the flat roof of the front porch. This building is made distinctive by the use of heavy, paired brackets at the cornice, above which is the typical terra-cotta capped shaped parapet.
269. **4552A Chouteau** **Building Date:** c.1917 **Photo Log:** N/A
Style: No Style
Building Type: Outbuilding
Architect: Unknown **Builder:** Unknown
This wood frame garage building has a gable front roof clad with rolled asphalt and a concrete foundation. The walls are clad with faux brick rolled asphalt throughout. There are two, single car garage bays with wood doors.
270. **4553 Chouteau** **Building Date:** 1906 **Photo Log:** 56
Style: LATE 19TH AND 20TH CENTURY REVIVALS: Tudor Revival
Building Type: Two Family Flat: Shared Side Bay Porch Entrance
Architect: Emil Zeppenfeld **Builder:** Emil Zeppenfeld
Although basically similar to its shaped parapet variant neighbors, this two-family flat has an unusual front parapet wall, with the corbelling and other fancy brickwork being more typical of late 19th century Queen Anne and other revival styles. Rising two stories from a limestone foundation, the façade is divided into three bays with the entrance doors in the leftmost bay sheltered under a flat roofed porch on brick columns, which doubles as a balcony for the second-story door directly above. A small gable rises from the parapet above the balcony at the left bay with much terra-cotta embellishment. Both stories of the two right bays feature rectangular sash windows that have stone sills, with the first-story sills forming a water table, below which two small basement windows are located at ground level with stone lintels. Some repointing with a light-colored mortar mars the façade. With the exception of storm doors and windows, this distinctive building has retained a very high degree of historic integrity.
271. **4554 Chouteau** **Building Date:** 1915 **Photo Log:** 57
Style: OTHER: Mission Revival References
Building Type: Two Family Flat: Full Width Porch
Architect: E.M. Nelson **Builder:** F. E. Cooksey
This two-story, brick two-family flat rises to a flat roof with a tiled, straight, mansard roof form on the face of the parapet, including a centered cross gable with wide verge boards and distinctive brackets. A flat roof porch spans the full width of the façade, doubling as a balcony for the second story. The three door openings at the front elevation (one on the second-story left bay leading to the balcony, and two on the first story in the leftmost

United States Department of the Interior
National Park Service

**NATIONAL REGISTER OF HISTORIC PLACES
CONTINUATION SHEET**

Section 7 Page 82

Forest Park Southeast Historic District
St. Louis (Independent City), Missouri

bays) have transom lights. The two windows, both in the rightmost bay, are three-over-one light, double-hung sashes. This building has retained all of its character-defining features and therefore has historic integrity.

272. **4557 Chouteau** **Building Date:** 1905 **Photo Log:** 56

Style: LATE 19TH AND 20TH CENTURY REVIVALS: Colonial Revival

Building Type: Two Family Flat: Shared Side Bay Porch Entrance

Architect: G. W. Swarting **Builder:** Henry Schaeperkotter

The typical two-story, two-bay composition of this façade is distinguished by wide stone lintels, continuous stone sills at both stories, a terra-cotta capped parapet with raised end blocks above a modillioned cornice, and a shed-roofed front porch with Corinthian-style capitals on banded square brick piers. The base has brown brick (below the water table) cladding in contrast to the red brick of the rest of the façade. Replacement windows appear to be relatively recent additions. Despite the replacement windows, this building retains its historic integrity.

273. **4557A Chouteau** **Building Date:** c.1910 **Photo Log:** 181

Style: No Style

Building Type: Outbuilding

Architect: Unknown **Builder:** Unknown

This brick garage building has a flat roof and side parapet walls capped with clay coping tiles. The front façade has a single, two-car garage bay with a modern overhead door. An original pedestrian entrance within a segmental brick arch is at the leftmost bay of the front façade. This building has retained its historic integrity and is a contributing resource to the District.

274. **4558 Chouteau** **Building Date:** 1915 **Photo Log:** 57

Style: LATE 19TH AND EARLY 20TH CENTURY AMERICAN MOVEMENTS: Bungalow/Craftsman

Building Type: Two Family Flat: Full Width Porch AND End Bays Entrances

Architect: Unknown **Builder:** F. J. Leibinger & Son

This 1915 building is the best example on the block of a 1910s and 1920s tendency to impose the decorative motifs of the Craftsman movement on the essentially unchanged mass of typical "shaped parapet" two-family flats. Craftsman characteristics include a front-gabled porch with battered columns stretched across the façade and a second gable defining the second story. Both gables feature false-half timbering and use brackets to suggest a structural solution to the weight of the roofs. Above the upper gable, however, the building continues to rise to a typical St. Louis parapet with raised end blocks and coped with white terra-cotta. Windows in this composition are wide, four-over-one light, double-hung sashes. Unlike most two-family flats in the neighborhood, the two front doors are at the outer bays of the façade, with separate front steps, rather than in the same bay. This distinctive building has retained a very high degree of historic integrity.

275. **4558A Chouteau** **Building Date:** c.1915 **Photo Log:** N/A

Style: No Style

Building Type: Outbuilding

Architect: Unknown **Builder:** Unknown

This brick garage building has a flat roof and side parapet walls capped with clay coping tiles. The front façade

United States Department of the Interior
National Park ServiceNATIONAL REGISTER OF HISTORIC PLACES
CONTINUATION SHEET

Section 7 Page 83

Forest Park Southeast Historic District
St. Louis (Independent City) Missouri

has two, single car garage bays with modern overhead doors. This building retains its historic integrity in terms of size, scale, massing and materials. It is a contributing resource in the District.

276. **4559 Chouteau** **Building Date:** 1909 **Photo Log:** N/A

Style: OTHER: Historic Eclecticism

Building Type: Two Family Flat: Shared Side Bay Porch Entrance

Architect: Unknown **Builder:** H. F. Loyd

Rising two stories from a limestone foundation to a flat roof with a shaped parapet, this brick duplex has two bays. The main entrances are at the left bay, sheltered by a flat roofed porch which also serves as a second-story balcony to the bay above. Molded bricks form hoods and stringcourses between soldier brick lintels at each of the right bay paired windows on each story. The terra-cotta-coped shaped parapet rises above a full-length, wooden, modillioned cornice which wraps around to the side elevations. With the exception of storm doors and windows, this building has retained its historic character-defining features.

277. **4560 Chouteau** **Building Date:** 1914 **Photo Log:** 57

Style: OTHER: Historic Eclecticism

Building Type: Two Family Flat: Shared Side Bay Porch Entrance

Architect: A. Wagner **Builder:** A. Wagner

This typical brick, shaped parapet, two-family flat rises two stories from a limestone foundation and is divided into three bays on the front façade. The entrance doors are sheltered under a flat roof porch in the right bay, the roof of which doubles as a balcony for the French doors above. Both stories of the two left bays feature three-over-one light, double-hung sash windows, each with soldier brick lintels and limestone sills, with the first-story sills forming a water table, below which are two small basement windows at ground level. Patterned corbeled brick work, as well as pressed copper are employed to form the cornice. With the exception of the installation of storm windows, this building has had no visible alterations to the original construction.

278. **4563 Chouteau** **Building Date:** 1906 **Photo Log:** 105

Style: OTHER: Colonial Revival References

Building Type: Two Family Flat: Shared Side Bay Porch Entrance

Architect: August Harter **Builder:** F. Houser

Although its form is essentially similar to its "shaped parapet" variant neighbors, this house reveals the stylistic influences of late-19th century revivals. The false mansard is framed by stepped parapet walls to the east and west. At the upper story, two rectangular sash windows are to the right of a wider opening that features a center sash window with thin ones angling into either side (bay window style, only flush with the wall). All three openings have thick stone lintels. A continuous stone sill runs under these windows, as well as the round-arched windows at the first story. The porch's hip roof is supported by slender Ionic-style columns. Rough-faced, dark brick is used for the low porch walls as well as below the lower sill course. This building has retained its ability to convey its historic character-defining features.

United States Department of the Interior
National Park Service

**NATIONAL REGISTER OF HISTORIC PLACES
CONTINUATION SHEET**

Section 7 Page 84

Forest Park Southeast Historic District
St. Louis (Independent City) Missouri

279. **4564 Chouteau** **Building Date:** 1912 **Photo Log:** N/A

Style: OTHER: Craftsman References

Building Type: Single Family House

Architect: William P. McMahon

Builder: A. E. Spencer

The configuration of this brick building is unique on this block. It is differentiated from the many "shaped parapet" two-family flats by its hipped roof and smaller footprint. Rising two-and-one-half stories from a limestone foundation, the façade is divided into two bays. The main entrance door at the right bay, which has both side and transom lights, is sheltered by a gable front entrance porch supported by brick columns. False half-timbering in the porch's front-facing gable end is also used at the gable dormer. A square bay with a tripartite window projects above the porch. The left bay contains paired, rectangular windows with soldier brick lintels sitting on stone sills at each story, with two small basement windows at ground level. Brackets are used at the porch, cornice, and dormer; additional plain modillions enhance the eaves. This building maintains a high degree of historic integrity. A recent city map places this property on a lot numbered 4565.

280. **4570 Chouteau** **Building Date:** 1920 **Photo Log:** 58

Style: OTHER: Prairie References

Building Type: Two Family Flat: Shared Side Bay Porch Entrance (Originally)

Architect: Unknown

Builder: Unknown

This brick two-family flat rises to a flat roof with a shaped parapet coped with white terra-cotta and its façade is divided into two bays. This building appears to have since been raised and placed above grade on a full-height basement level. The main entrances are in the right bay of the first floor, which is now reached by a set of exterior stairs. The entrances originally were sheltered under a small entrance porch. Above the entrance doors, a paired rectangular, three-over-one light, double-hung sash window sits on a limestone sill. Both stories of the left bay contain a ribbon of three double-hung sash windows with three-over-one lights sitting on limestone sills, with the first-story set having a soldier brick and limestone lintel. Soldier bricks are also employed decoratively at the cornice. Despite the alterations to the entrance and addition of a basement level, this building has retained its ability to convey its historic integrity.

281. **4306 Gibson Ave.** **Building Date:** 1904 **Photo Log:** 74, 159

Style: OTHER: Colonial Revival References

Building Type: Two Family Flat: Shared Side Bay Porch Entrance

Architect: Frank Arnold

Builder: Frank Arnold

This flat-roofed, two-story brick duplex is two-bays wide, with the two entrance doors in the right bay sheltered under a small hipped roof porch on brick columns. The four-over-one light, double-hung sash windows sit on limestone sills, with the second-story pair having some terra-cotta molding. The coping of the shaped parapet, as well as the modillioned cornice appear to be pressed metal, with terra-cotta wreath appliques in the frieze. With the exception of the installation of storm windows, this building maintains a very high degree of historic integrity, retaining its original doors, transom lights, windows, and other architectural features.

United States Department of the Interior
National Park Service

**NATIONAL REGISTER OF HISTORIC PLACES
CONTINUATION SHEET**

Section 7 Page 85

Forest Park Southeast Historic District
St. Louis (Independent City) Missouri

282. **4306A Gibson Ave.** **Building Date:** c.1915 **Photo Log:** N/A
Style: No Style
Building Type: Outbuilding
Architect: Unknown **Builder:** Unknown
This garage building has a flat roof that slopes forward slightly and walls clad with faux brick rolled asphalt. The garage bay is entered through sliding wood doors. This building retains sufficient integrity and is a contributing resource to the District.

283. **4309 Gibson Ave.** **Building Date:** c.1905 **Photo Log:** 76
Style: LATE VICTORIAN: Romanesque Revival
Building Type: Two Family Flat: Side Bay Recessed Entry
Architect: Unknown **Builder:** Unknown
This red brick duplex, a common type within the District, is three-bays wide and rises to a flat roof. Each opening on the primary façade is within a round arch with decorative pressed brick voussoirs. The windows are one-over-one, double-hung windows throughout, with the top sash shaped to fit the round archway. The two entrance doors are recessed within a large round arch at the leftmost bay. A beltcourse of stone wraps the building at the first-story window sills, below which are two segmental arched basement windows. Corbelled brickwork and pressed metal molding embellish the cornice. The parapet is decoratively shaped with castellations.

284. **4310 Gibson Ave.** **Building Date:** 1904 **Photo Log:** 74
Style: OTHER: Colonial Revival References
Building Type: Two Family Flat: Shared Side Bay Porch Entrance
Architect: Unknown **Builder:** Unknown
This brown brick duplex is two-bays wide and rises to a flat roof. The main entrance is sheltered in the right bay, beneath a gabled entrance porch supported on brick columns. The window openings are rectangular and each contain a pair of one-over-one, double-hung windows that rest on stone sills. A band of corbelled brick embellishes the cornice at the lintel level of the second-story windows, above which are applied white terra-cotta swags. The heavy cornice molding has dentils, above which the parapet wall is flat with short rising piers at each end.

285. **4311 Gibson Ave.** **Building Date:** c.1908 **Photo Log:** 76
Style: LATE VICTORIAN: Second Empire
Building Type: Single Family: Town House
Architect: Unknown **Builder:** Unknown
Rising two-and-one-half stories to a mansard roof, this brick building is two-bays wide with the main entrance in the rightmost segmental arched bay. The façade's segmental arched windows are decorated with terra-cotta hood molding and bracketed limestone stills. The cornice is highly embellished with terra-cotta plaques, dentils and brackets, leading up to the stamped metal, upside-down fishscale, mansard roof form, which has a centered, paired, window wall dormer.

United States Department of the Interior
National Park Service

**NATIONAL REGISTER OF HISTORIC PLACES
CONTINUATION SHEET**

Section 7 Page 86

Forest Park Southeast Historic District
St. Louis (Independent City) Missouri

286. 4314 Gibson Ave. Building Date: 1916 Photo Log: N/A

Style: LATE 19TH AND 20TH CENTURY REVIVALS: Colonial Revival

Building Type: Two Family Flat: Shared Side Bay Porch Entrance

Architect: Unknown Builder: Unknown

Rising two stories, this flat-roofed, brick duplex spans three bays with the main entrance in the rightmost bay, sheltered under a small gable front porch on brick columns. The first-story paired windows sit on a limestone sill under a segmental arch, as do the three second-story single windows. A mansard roof form appears over the parapet. The cornice has modest modillions. With the exception of what appears to be a replacement door, this building has retained all of its character-defining features.

287. 4315 Gibson Ave. Building Date: 1910 Photo Log: N/A

Style: LATE VICTORIAN: Romanesque Revival

Building Type: Single Family: Shotgun

Architect: Gus Voeker Builder: Unknown

This red brick shotgun house is three-bays wide under a flat roof with a decorative, shaped parapet with white terra-cotta coping. The bays are round-arched and decorated with terra-cotta hood molding, with the entrance door recessed within the leftmost bay. The window sills are incorporated into the water table, below which is gray facing brick and two small segmental arched basement windows. Below the white terra-cotta cornice is a band of brickwork implying dentils. In spite of the boarding of its windows and doors, the character-defining features have not been compromised.

288. 4316 Gibson Ave. Building Date: c.1908 Photo Log: N/A

Style: LATE VICTORIAN: Romanesque Revival

Building Type: Two Family Flat: Side Bay Recessed Entry

Architect: Unknown Builder: Unknown

Sitting on a quarry-faced coursed limestone foundation with an ashlar water table, this flat-roofed, two-story, red brick duplex spans three round-arched bays, with the two entrance doors recessed in the rightmost bay. The windows sit on limestone sills and have terra-cotta hood molding. The white terra-cotta cornice line includes a frieze of decorative brickwork rising to a shaped parapet with white terra-cotta coping. Although the windows have been replaced and the original entrance door is missing, this building's ability to convey its historic character has not been compromised.

289. 4317 Gibson Ave. Building Date: 1905 Photo Log: 76

Style: LATE VICTORIAN: Romanesque Revival

Building Type: Two Family Flat: Side Bay Recessed Entry

Architect: George Vocker Builder: Unknown

Rising two stories, this brick duplex is three-bays wide and has a flat roof with a decorative shaped parapet with white terra-cotta coping and patterned brick. All bays are round-arched and decorated with terra-cotta hood molding, with the two entrance doors recessed within the leftmost bay. The cornice incorporates both corbelled brick and white terra-cotta. Despite the replacement door and boarded windows, the significant historic features of this building remain and contribute to its historic integrity.

United States Department of the Interior
National Park Service

**NATIONAL REGISTER OF HISTORIC PLACES
CONTINUATION SHEET**

Section 7 Page 87

Forest Park Southeast Historic District
St. Louis (Independent City) Missouri

290. **4319 Gibson Ave.** **Building Date:** c.1905 **Photo Log:** 76

Style: OTHER: Historic Eclecticism

Building Type: Two Family Flat: Side Bay Recessed Entry

Architect: Unknown **Builder:** Unknown

Rising two stories to a flat roof with a shaped parapet coped with limestone, this brick duplex is three -bays wide. The two entrance doors are recessed within the round-arched left bay. The two first-story windows sit on bracketed limestone sills within segmental archways. Their transom is filled with glass brick. Directly below, there are two small, glass-bricked, basement windows at ground level. The second-story windows also sit on bracketed limestone sills with a glass-bricked transom. Although the recessed entry and the window lights have been enclosed, these are reversible alterations and therefore, they do not compromise the historic integrity of the building.

291. **4320 Gibson Ave.** **Building Date:** c.1908 **Photo Log:** N/A

Style: LATE VICTORIAN: Romanesque Revival

Building Type: Single Family: Shotgun

Architect: Unknown **Builder:** Unknown

This red brick shotgun house is three round-arched-bays wide under a flat roof, with the entrance door recessed within the rightmost bay and flanked by two recessed columns. Sitting on a coursed limestone foundation with an ashlar cut limestone water table, the building rises to a white terra-cotta cornice, which includes protruding brick patterning, implying dentils below a shaped parapet with white terra-cotta coping. Despite the installation of a storm door and windows, this shotgun house retains its historic integrity.

292. **4322 Gibson Ave.** **Building Date:** c.1908 **Photo Log:** N/A

Style: LATE VICTORIAN: Romanesque Revival

Building Type: Two Family Flat: Side Bay Recessed Entry

Architect: Unknown **Builder:** Unknown

Sitting on a quarry-faced coursed limestone foundation with an ashlar water table, this flat-roofed, two-story, red brick duplex spans three round-arched bays, with the two entrance doors recessed in the leftmost bay. The windows sit on limestone sills and have terra-cotta hood molding. The cornice line consists of decorative brickwork rising to a shaped parapet with white terra-cotta coping. In spite of the replacement windows and doors, this building retains a high degree of historic integrity.

293. **4323 Gibson Ave.** **Building Date:** c.1908 **Photo Log:** N/A

Style: OTHER: Colonial Revival References

Building Type: Single Family: Town House

Architect: Unknown **Builder:** Unknown

Rising two stories from a limestone foundation to a flat roof coped with terra-cotta, this brick duplex is two-bays wide. The main entrance door is located in the right bay, sheltered under a new, small, gable-front porch. The façade's segmental arched windows are currently sheltered by black cloth awnings, with the two second-story windows having double hung sashes, and the paired first-story windows with the same sash configuration. A small basement window filled with glass brick is located at ground level in the left bay. Patterned brickwork

United States Department of the Interior
National Park Service

**NATIONAL REGISTER OF HISTORIC PLACES
CONTINUATION SHEET**

Section 7 Page 88

Forest Park Southeast Historic District
St. Louis (Independent City) Missouri

implying dentils is located on the face of the parapet. Despite the new entrance porch and door, this building still clearly conveys its historic integrity.

294. **4324-4326 Gibson Ave.** **Building Date:** c.1908 **Photo Log:** 77

Style: OTHER: Historic Eclecticism

Building Type: Four Family Flat: Recessed Central Entrances

Architect: Unknown **Builder:** Unknown

This two-story brick building has a flat roof and corbelled brickwork to imply cornice brackets. Spanning four bays, the four entrance doors are in pairs and are recessed under the two center round-arched bays. The segmental arched windows are symmetrical and sit on limestone sills; the two second-story center windows are slightly narrower. The building sits on a quarry-faced limestone water table and foundation broken by small basement windows. In spite of the replacement windows and doors, the character-defining features of this building are still clearly conveyed.

295. **4325 Gibson Ave.** **Building Date:** c.1895 **Photo Log:** 78

Style: NATIONAL FOLK HOUSE: Gable Front

Building Type: Single Family House

Architect: Unknown **Builder:** Unknown

Unique in the neighborhood, this two-story, gable-front frame house is sheathed in faux brick rolled asphalt. Three-bays wide, the main entrance of this building is in the rightmost bay under the porch, which spans the full façade and is supported by turned posts. This building retains its historic integrity.

296. **4327 Gibson Ave.** **Building Date:** c.1908 **Photo Log:** 78

Style: OTHER: Colonial Revival References

Building Type: Two Family Flat: Side Bay Recessed Entry

Architect: Unknown **Builder:** Unknown

This red brick duplex, with its limestone foundation and shaped parapet embellished with white terra-cotta and patterned brickwork, is very typical in this District. The façade is divided into two bays, with the main entrances recessed within the left segmental arched bay. Each of the windows on the façade are within a segmental arch and sit on limestone sills. However, the windows vary somewhat in size, with the second-story window over the entrance being narrower. In spite of minor, reversible entrance alterations, this building continues to clearly convey its historic integrity.

297. **4329-4333 Gibson Ave.** **Building Date:** c.1908 **Photo Log:** 78

Style: LATE VICTORIAN: Romanesque Revival

Building Type: Four Family Flat: Recessed Central Entrances

Architect: Unknown **Builder:** Unknown

This two-story, three-family building has a light-red brick façade stretching across five bays, with two entrances recessed in the second bay, and a third entrance recessed in the fourth bay. Round arches form the first-story bays, and the second-story bays alternate between segmental arched windows flanked by paired columns and smaller rectangular windows. Decorative terra-cotta plaques enhance the modestly shaped parapet of the flat

United States Department of the Interior
National Park Service

**NATIONAL REGISTER OF HISTORIC PLACES
CONTINUATION SHEET**

Section 7 Page 89

Forest Park Southeast Historic District
St. Louis (Independent City) Missouri

roof. Despite the replacement of windows and doors, this building's character-defining features have been retained.

298. 4330 Gibson Ave. Building Date: c.1908 Photo Log: 77

Style: OTHER: Colonial Revival References

Building Type: Two Family Flat: Shared Side Bay Porch Entrance

Architect: Unknown Builder: Unknown

Rising two stories to a flat roof with shaped parapet, this brick duplex sits on a quarry-faced limestone foundation and has two bays. The entrances are sheltered at the right bay under a small hipped roof porch on brick columns. The windows each sit on limestone sills with shaped brick decorative details throughout. Boards cover the two small, basement windows below the water table. The cornice consists of protruding brick dentils and white terra-cotta, rising to the shaped parapet coped with white terra-cotta. Although plywood covers the entrance, the character-defining features of this building remain.

299. 4332-4334 Gibson Ave. Building Date: c.1908 Photo Log: 77

Style: LATE VICTORIAN: Romanesque Revival

Building Type: Four Family Flat: Recessed Central Entrances

Architect: A. Beck Builder: Unknown

A twin to 4392 and 4394 Gibson Avenue, this high style, two-story duplex is three-bays wide, with the two entrance doors recessed behind a center Syrian-arched bay that is flanked by two round-arched window bays. The façade brickwork incorporates terra-cotta molding throughout, as well as paired, recessed columns flanking the central bays, and fancy, flared brick lintels over the second-story segmental arch outer window bays. The façade has a limestone foundation and water table. The windows have limestone sills on both stories that form belt courses. The hexagonal, slate shingle, mansard roof has wide eaves and a central cross gable dormer faced with patterned hexagonal shingles. A recent city map places 4332 and 4334 Gibson Avenue on a lot numbered 4332. Although most of the windows have been replaced, this building has retained a very high degree of historic integrity with its character-defining features intact.

300. 4335 Gibson Ave. Building Date: c.1908 Photo Log: 78

Style: LATE 19TH AND 20TH CENTURY REVIVALS: Colonial Revival

Building Type: Single Family: Shotgun

Architect: Unknown Builder: Unknown

This flat-roofed, single-family shotgun house is three-bays wide, with the main entrance recessed in the leftmost bay. Each bay has a decorative, white terra-cotta lintel topped by a solid arch with a white keystone (the two window bays appear to transoms, which are covered). The entrance bay arch is decorated with wreath and swags. The red brick façade rises from a blonde brick foundation and limestone belt course to decorative terra-cotta plaques under a distinctive, white terra-cotta cornice that is capped by a shaped parapet with white terra-cotta coping and a large terra-cotta decorative plaque. This house has only minor fenestration alterations, which do not compromise the distinctive, historic character-defining features.

United States Department of the Interior
National Park Service

**NATIONAL REGISTER OF HISTORIC PLACES
CONTINUATION SHEET**

Section 7 Page 90

Forest Park Southeast Historic District
St. Louis (Independent City) Missouri

301. **4336 Gibson Ave.** **Building Date:** c.1908 **Photo Log:** 77

Style: OTHER: Colonial Revival References

Building Type: Two Family Flat: Side Bay Recessed Entry

Architect: Unknown **Builder:** Unknown

Rising two stories, this flat-roofed, brick duplex is three-bays wide, with the main entrances in the rightmost bay under a Romanesque round arch flanked by two recessed columns. The façade's segmental arched windows have decorative splayed brick lintels. The cornice incorporates both protruding patterned brickwork and white terra-cotta, rising to a shaped parapet with white terra-cotta coping. Although some windows have been boarded and the recessed entry enclosed, this building retains a high degree of historic integrity.

302. **4338 Gibson Ave.** **Building Date:** 1901 **Photo Log:** 77

Style: OTHER: Historic Eclecticism

Building Type: Single Family: Shotgun

Architect: George Vocker **Builder:** Unknown

This brick shotgun originally had a flat roof and was one-story tall. Three-bays wide, it has since had an addition of a half-story gable front roof with paired windows in the gable. The main entrance is sheltered under a small hipped roof porch in the rightmost bay. The round arch windows of the first story have decorative terra-cotta hood molding and their limestone sills are incorporated into a white, glazed, brick belt course, below which are two small basement windows. Although the roof form has been changed (this appears to have been a historic alteration) and storm windows have been installed, the ability of this building to convey its historic character has not been compromised.

303. **4339 Gibson Ave.** **Building Date:** c.1908 **Photo Log:** 78

Style: OTHER: Historic Eclecticism

Building Type: Two Family Flat: Side Bay Recessed Entry

Architect: Unknown **Builder:** Unknown

A twin to 4341 Gibson Avenue, this two-story, eaves-front, red brick duplex is three-arched-bays wide, with the two entrance doors recessed in the leftmost bay. Rising from a limestone foundation, the first-story bays are symmetrical, with the second story delineated by a limestone belt course and consisting of a small arched window and a bay window. The slightly flared, wide eaves have a large, stepped brick bracket on each gable end, with shallow wooden brackets in between. The diamond-shaped, asphalt shingle roof is capped at the ridge line with a brick chimney at each gable end. This building does not have any visible alterations from the original construction, yielding a very high degree of historic integrity.

304. **4341 Gibson Ave.** **Building Date:** c.1908 **Photo Log:** 78

Style: OTHER: Historic Eclecticism

Building Type: Two Family Flat: Side Bay Recessed Entry

Architect: Unknown **Builder:** Unknown

A twin to 4339 Gibson Avenue, this two-story, eaves-front, red brick duplex is three-arched-bays wide, with the two entrance doors recessed in the leftmost bay. Rising from a limestone foundation, the first-story bays are symmetrical, with the second story delineated by a limestone belt course and consisting of a small arched window and a bay window. The slightly flared, wide eaves have a large, stepped brick bracket on each gable

United States Department of the Interior
National Park Service

**NATIONAL REGISTER OF HISTORIC PLACES
CONTINUATION SHEET**

Section 7 Page 91

Forest Park Southeast Historic District
St. Louis (Independent City) Missouri

end, with shallow wooden brackets in between. The asphalt shingle roof is capped at the ridge line with a brick chimney at each gable end. Despite the boarded windows and doors, this building continues to convey clearly its historic integrity.

305. 4342-4344 Gibson Ave. Building Date: c.1908 Photo Log: 77, 79

Style: OTHER: Colonial Revival References

Building Type: Two Family Flat: Full Width Porch

Architect: Unknown **Builder:** Unknown

Rising two stories to a flat roof with a shaped parapet and sitting on a limestone foundation, this red brick duplex is two-bays wide, with the entrance door located in the right bay. A hipped roof porch on brick columns spans the first-story façade. The windows vary, with the left bay's paired windows resting in segmental archways, and the single, second-story window resting in a round arch. Terra-cotta molding is incorporated as hood molding for the second-story windows, as coping for the parapet, and as the main cornice element, in addition to patterned and corbelled brickwork. Despite the installation of replacement windows, this building still conveys clearly its historic character-defining features. A recent map places this property on a lot numbered 4342.

306. 4343 Gibson Ave. Building Date: 1909 Photo Log: N/A

Style: OTHER: Historic Eclecticism

Building Type: Single Family: Shotgun

Architect: E.F. Urban **Builder:** Unknown

This brick shotgun house has two bays, with the main entrance in the left bay. The asphalt-shingled mansard roof, with a hipped, paired window dormer, is most likely a historic alteration (note the chimney height) with the original roof being flat with a shaped parapet. Despite the modern door and porch elements, this building retains much of its historic integrity.

307. 4346 Gibson Ave. Building Date: 1904 Photo Log: 77, 79

Style: LATE VICTORIAN: Romanesque Revival

Building Type: Two Family Flat: Side Bay Recessed Entry

Architect: V.T. Clymer **Builder:** V.T. Clymer

This two-story, red brick duplex sits on a limestone foundation and has a flat roof with a shaped parapet. Two-bays wide, the main entrances are recessed within a round archway in the right bay. The windows are round-arched and sit on limestone sills, which form belt courses. A small basement window with a heavy limestone lintel has since been filled with glass brick. Terra-cotta is used throughout as hood molding, parapet coping and cornice elements, in addition to patterned brickwork also found in the cornice and parapet. In spite of replacement windows, this building retains a high degree of historic integrity.

308. 4346A Gibson Ave. Building Date: c.1910 Photo Log: N/A

Style: No Style

Building Type: Outbuilding

Architect: Unknown **Builder:** Unknown

This large, flat-roofed brick garage building is typical for the District, with a flat roof and clay coping tiles.

United States Department of the Interior
National Park Service

**NATIONAL REGISTER OF HISTORIC PLACES
CONTINUATION SHEET**

Section 7 Page 92

Forest Park Southeast Historic District
St. Louis (Independent City) Missouri

There are two, single-car garage bays with wood paneled doors, one of which is covered with plywood. Having sustained some deterioration, this building retains sufficient integrity of materials, size, scale and massing to be a contributing resource.

309. 4349 Gibson Ave. Building Date: 1910 Photo Log: N/A

Style: OTHER: Historic Eclecticism

Building Type: Two Family Flat: Shared Side Bay Porch Entrance

Architect: H.F. Nagro **Builder:** Unknown

Rising two stories to a flat roof with a shaped parapet coped with pressed metal, this red brick duplex sits on a limestone foundation and is two-bays wide. The main entrances are at the left bay, sheltered under a hipped roof porch on brick columns. The façade fenestration is symmetrical and each window sits on what appears to be a limestone sill, with the first-story sill being incorporated into the water table. Below the water table, the brick is a dark brown and a pair of small basement windows are located at ground level. Above the pressed metal cornice molding are several diamond-shaped patterns on the brick. With the exception of the installation of security bars, this building has retained all of its character-defining features.

310. 4349A Gibson Ave. Building Date: c.1910 Photo Log: 150

Style: No Style

Building Type: Outbuilding

Architect: Unknown **Builder:** Unknown

This one story brick garage building has the typical side parapet walls capped with clay coping tiles. The front (alley) façade has a single car garage bay with a wood door. The west (right) façade reveals both a rectangular window and pedestrian door opening.

311. 4350 Gibson Ave. Building Date: 1913 Photo Log: 77, 79, 80

Style: OTHER: Prairie/Craftsman References

Building Type: Two Family Flat: Shared Side Bay Porch Entrance

Architect: C. Urban **Builder:** Unknown

A twin to 4352 Gibson Avenue, this two-bay, red brick duplex has a limestone foundation and rises two stories to a flat roof with a shaped parapet. A gable roof porch on brick columns shelters the two entrance doors in the end bay. The windows have distinctive limestone sills, with the first-story window having a heavy limestone lintel and sill incorporated into the water table. White terra-cotta embellishes the parapet as coping, as well as forming the cornice detailing. Despite a replacement window, this building retains a very high degree of historic integrity.

312. 4351 Gibson Ave. Building Date: c.1908 Photo Log: 81

Style: OTHER: Colonial Revival References

Building Type: Neighborhood Commercial Building: Two Part Commercial Block

Architect: Unknown **Builder:** Unknown

Rising two stories to a flat roof with a parapet coped with terra-cotta, this brick corner commercial/residential building has three bays across its façade. The first story is occupied by commercial space, with a canted corner

United States Department of the Interior
National Park Service

**NATIONAL REGISTER OF HISTORIC PLACES
CONTINUATION SHEET**

Section 7 Page 93

Forest Park Southeast Historic District
St. Louis (Independent City) Missouri

storefront entrance and pressed metal detailing around the store window, which are boarded. The entrance to the second-story residential space is in the rightmost bay. The second-story windows each sit on a common limestone sill which spans most of the façade. Surrounding these three windows is a band of decorative pressed brickwork. There is additional brickwork at the frieze, above which is a pressed metal cornice. Although this building has suffered some damage to its windows, the significant character-defining features are still conveyed very clearly.

313. **4352 Gibson Ave.** **Building Date:** 1913 **Photo Log:** 77, 79, 80

Style: OTHER: Prairie/Craftsman References

Building Type: Two Family Flat: Shared Side Bay Porch Entrance

Architect: Unknown **Builder:** Unknown

A twin to 4350 Gibson Avenue, this two-bay, red brick duplex sits on a limestone foundation and rises two stories to a flat roof with a shaped parapet. A gable roof porch on brick columns shelters the two entrance doors at the left bay. The windows have distinctive limestone sills, with the first-story window having a heavy limestone lintel and sill incorporated into the water table. White terra-cotta embellishes the parapet as coping, as well as forming the cornice detailing. Despite the use of replacement doors and storm windows, this building retains its historic integrity.

314. **4360-4364 Gibson Ave.** **Building Date:** 1913 **Photo Log:** N/A

Style: No Style

Building Type: Outbuilding

Architect: E. Koch **Builder:** Unknown

This one story brick building has a flat roof with low parapets capped with clay coping tiles. There is a rear garage bay and bands of corbeled brick at the east façade. Two one story additions are at the rear.

315. **4361 Gibson Ave.** **Building Date:** 1909 **Photo Log:** 82

Style: OTHER: Historic Eclecticism

Building Type: Two Family Flat: Shared Side Bay Porch Entrance

Architect: E.F. Urban **Builder:** Unknown

Sitting on a limestone foundation and rising two stories to a shaped parapet with white terra-cotta coping, this brick duplex is three-bays wide. The two entrance doors are located in the leftmost bay and are sheltered by a small hipped roof entrance porch on brick columns. The windows are symmetrical, as well as identical in that they each have limestone lintels and sit on limestone sills, with the sills of the first-story windows forming a water table. Below the water table the brick is a darker brown and two small basement windows with limestone lintels are located at ground level. The modest brickwork at the cornice rises to the geometric recessed brick treatment on the parapet.

316. **4361A Gibson Ave.** **Building Date:** c.1910 **Photo Log:** 151

Style: No Style

Building Type: Outbuilding

Architect: Unknown **Builder:** Unknown

This brick outbuilding has its front façade facing east onto Tower Grove Ave. with the fenestration of a

United States Department of the Interior
National Park ServiceNATIONAL REGISTER OF HISTORIC PLACES
CONTINUATION SHEET

Section 7 Page 94

Forest Park Southeast Historic District
St. Louis (Independent City) Missouri

commercial building, including a pedestrian door and a large window opening. The short parapet walls are capped with clay coping tiles and a steel lintel spans the front façade above the storefront. This building retains a high degree of historic integrity.

317. **4363 Gibson Ave.** **Building Date:** 1909 **Photo Log:** 82

Style: OTHER: Historic Eclecticism

Building Type: Two Family Flat: Shared Side Bay Porch Entrance

Architect: Unknown **Builder:** Unknown

Sitting on a limestone foundation and rising two stories to a shaped parapet with what appears to be limestone coping, this red brick duplex is two-bays wide. The two entrance doors are located in the leftmost bay and are sheltered by a small hipped roof entrance porch on brick columns. The windows are symmetrical, as well as identical in that they each sit on limestone sills, with the sill of the first-story window incorporated into the water table. Below the water table the brick is a darker brown and two small basement windows are located at ground level. The pressed metal cornice molding is painted white, above which a rectangular brickwork panel decorates the face of the parapet.

318. **4367 Gibson Ave.** **Building Date:** c.1908 **Photo Log:** 82

Style: OTHER: Historic Eclecticism

Building Type: Two Family Flat: Side Bay Recessed Entry

Architect: Unknown **Builder:** Unknown

Rising two stories, this brick duplex is three-bays wide under a flat roof with a highly decorative shaped parapet with white terra-cotta coping and patterned brick. The first-story bays are round-arched and decorated with terra-cotta hood molding, with the two entrance doors recessed within the leftmost bay. The cornice is corbelled brick capped with white terra-cotta.

319. **4369 Gibson Ave.** **Building Date:** c.1908 **Photo Log:** N/A

Style: OTHER: Historic Eclecticism

Building Type: Two Family Flat: Side Bay Recessed Entry

Architect: Unknown **Builder:** Unknown

Rising two stories, this brick duplex is three-bays wide under a flat roof with a decorative shaped parapet with white terra-cotta coping and a patterned brick diamond. The first-story bays are round-arched and decorated with terra-cotta hood molding, with the two entrance doors recessed within the leftmost bay. The cornice is corbelled brick capped with white terra-cotta.

320. **4370 Gibson Ave.** **Building Date:** 1910 **Photo Log:** N/A

Style: No Style

Building Type: Two Family Flat: Shared Side Bay Porch Entrance

Architect: M. Naherly **Builder:** Unknown

Sitting on a limestone foundation and rising two stories to a flat roof with a shaped parapet coped with pressed metal, this brick duplex is two-bays wide. The main entrances are located in the right bay and are sheltered under a modern metal awning porch on iron posts. Each of the windows sits on limestone sills, with the left bay's two windows being paired, and the second-story right window being single. Two small, square basement

United States Department of the Interior
National Park Service

**NATIONAL REGISTER OF HISTORIC PLACES
CONTINUATION SHEET**

Section 7 Page 95

Forest Park Southeast Historic District
St. Louis (Independent City), Missouri

windows are located at ground level in the left bay. The cornice includes patterned brickwork and what appears to be pressed metal cornice molding.

321. **4370A Gibson Ave.** **Building Date:** c.1915 **Photo Log:** N/A

Style: No Style

Building Type: Outbuilding

Architect: Unknown **Builder:** Unknown

This tall, one story wood frame, gable front garage building has an asphalt shingle roof and is clad with shiplap clapboards. There is a single, two-car garage bay with a modern overhead door at the gable end. This building has retained sufficient integrity and is a contributing resource to the District.

322. **4372 Gibson Ave.** **Building Date:** c.1910 **Photo Log:** N/A

Style: OTHER: Historic Eclecticism

Building Type: Two Family Flat: Shared Side Bay Porch Entrance

Architect: Unknown **Builder:** Unknown

Sitting on a limestone sill and rising two stories to a flat roof with a shaped parapet, this brick duplex is two-bays wide. The main entrance is located in the left bay and is sheltered under a small hipped roof porch on brick columns. The windows each sit on limestone sills and have decorative pressed brick molding, however the left, second-story window is slightly narrower than the others. The cornice molding appears to be pressed metal.

323. **4373 Gibson Ave.** **Building Date:** c.1908 **Photo Log:** 83

Style: No Style

Building Type: Two Family Flat: Side Bay Recessed Entry

Architect: Unknown **Builder:** Unknown

This two-story, flat-roofed duplex is two-bays wide with the front entrance located in the left bay. The façade has segmental arched windows, the right bays being paired windows. Rising from the limestone foundation, there is no significant decorative detailing with the exception of modest terra-cotta coping on the parapet. The building is missing its original cornice. Despite this loss, the building retains sufficient integrity to contribute to the significance of the District.

324. **4375 Gibson Ave.** **Building Date:** c.1908 **Photo Log:** 83

Style: LATE VICTORIAN: Italianate

Building Type: Two Family Flat: Side Bay Recessed Entry

Architect: Unknown **Builder:** Unknown

Rising two stories to a flat roof, this red brick duplex sits on a quarry-faced limestone foundation and has two bays, with the two entrance doors recessed within the segmental archway of the left bay. The segmental arch windows each have limestone sills. The bracketed cornice appears to be wood.

United States Department of the Interior
National Park Service

**NATIONAL REGISTER OF HISTORIC PLACES
CONTINUATION SHEET**

Section 7 Page 96

Forest Park Southeast Historic District
St. Louis (Independent City), Missouri

325. 4376-4378 Gibson Ave. Building Date: c.1908 Photo Log: N/A

Style: LATE 19TH AND 20TH CENTURY REVIVALS: Italian Renaissance

Building Type: Four Family Flat: Recessed Central Entrances

Architect: Unknown **Builder:** Unknown

Rising two stories from a limestone foundation to a flat roof with a parapet coped with white terra-cotta, this blonde brick four-plex is four-bays wide. The four main entrance doors are in pairs, recessed within the two central bays. The two first-story round-arched windows have terra-cotta hood molding and sit on stone sills, which are incorporated into the water table. Below the water table, the brick is more orange in color and a small, segmental arched, basement window is located at ground level. The second-story windows have splayed brick lintels and also sit on stone sills, however, the second-story's two central windows are narrower. A band of decorative pressed brick is employed surrounding the entrance bays, as well as under the second-story's central windows. The cornice molding is white terra-cotta, above which decorative, terra-cotta diamond inlays are on the face of the parapet.

326. 4379 Gibson Ave. Building Date: c.1908 Photo Log: 83

Style: LATE VICTORIAN: Romanesque Revival

Building Type: Two Family Flat: Side Bay Recessed Entry

Architect: Unknown **Builder:** Unknown

Rising two stories to a hipped roof, this brick duplex has three-bays, with the main entrance recessed within the leftmost bay. The building has symmetrical round-arched façade fenestration with terra-cotta hood molding and limestone sills. The first-story window sills form the water table, below which are two small, segmental arched basement windows with decorative splayed brick lintels. The asphalt shingled roof is most likely a later addition and has a centered, paired window gable dormer.

327. 4381-4383 Gibson Ave. Building Date: c.1908 Photo Log: 83

Style: No Style

Building Type: Four Family Flat: Recessed Central Entrances

Architect: Unknown **Builder:** Unknown

Rising two stories to a flat roof with a castellated parapet, this brick four-plex has four bays, with the four entrances in pairs, recessed within the two central square archways. The symmetrical windows each sit on limestone sills within segmental arches of splayed brick lintels, with the first-story window sills forming the water table. The basement windows, which are shorter, have since been filled with glass brick and the two central second-story windows are narrower than the rest. The cornice appears to be pressed metal and the parapet is coped with red terra-cotta.

328. 4384 Gibson Ave. Building Date: 1911 Photo Log: 84

Style: OTHER: Historic Eclecticism

Building Type: Four Family Flat: Recessed Central Entrances

Architect: G.J. Hella **Builder:** G.J. Hella

Rising two stories to a flat roof, this brick four-plex has four bays, with the entrances in pairs in the two center bays, under a pair of round arches with terra-cotta hood molding. The segmental arched façade fenestration is symmetrical, however the two center, second-story windows, as well as the two outer bay basement windows

United States Department of the Interior
National Park Service

**NATIONAL REGISTER OF HISTORIC PLACES
CONTINUATION SHEET**

Section 7 Page 97

Forest Park Southeast Historic District
St. Louis (Independent City), Missouri

are slightly smaller in scale. Each of the windows sits on a limestone sill, with the first-story window sills incorporated into a belt course. The shaped parapet with white terra-cotta coping rises above the white terra-cotta cornice, which has two bands of protruding bricks implying dentils.

329. **4385 Gibson Ave.** **Building Date:** 1905 **Photo Log:** 83

Style: LATE VICTORIAN: Romanesque Revival

Building Type: Two Family Flat: Side Bay Recessed Entry

Architect: G.A. Rogers **Builder:** Unknown

Rising two stories, this brick duplex is three-bays wide under a flat roof with a decorative shaped parapet with white terra-cotta coping and a patterned brickwork cornice. All bays are round-arched and decorated with terra-cotta hood molding, with the two entrance doors recessed within the leftmost bay. The two small segmental arched basement windows have distinctive splayed lintels reaching up to the limestone sills of the first-story windows.

330. **4386 Gibson Ave.** **Building Date:** c.1911 **Photo Log:** 84

Style: OTHER: Historic Eclecticism

Building Type: Four Family Flat: Recessed Central Entrances

Architect: Unknown **Builder:** Unknown

Rising two stories to a flat roof, this brick four-plex has four bays. The four entrance doors are clustered in pairs in the two center bays under a pair of round arches with terra-cotta hood molding. The segmental arched façade fenestration is symmetrical, however the two center, second-story windows, as well as the two outer bay basement windows are slightly smaller in scale. Each of the windows sits on a limestone sill, with the first-story window sills incorporated into a belt course. The shaped parapet with white terra-cotta coping rises above the white terra-cotta cornice, which has two bands of protruding bricks implying dentils.

331. **4387-4389 Gibson Ave.** **Building Date:** c.1908 **Photo Log:** 83

Style: OTHER: Historic Eclecticism

Building Type: Four Family Flat: Recessed Central Entrances

Architect: Unknown **Builder:** Unknown

This two-story, brick four-plex has a flat roof with a shaped parapet and terra-cotta coping above a white terra-cotta cornice and patterned brickwork. Spanning four bays, the four entrance doors are in pairs and recessed under the two center, round-arched bays. The windows are symmetrical and sit on limestone sills, with the sills of the first-story windows forming a belt course, below which the brick is darker. The building sits on a limestone foundation broken by small basement windows.

332. **4390 Gibson Ave.** **Building Date:** c.1908 **Photo Log:** 84

Style: LATE VICTORIAN: Romanesque Revival

Building Type: Two Family Flat: Side Bay Recessed Entry

Architect: Unknown **Builder:** Unknown

Rising two stories to a hipped roof, this brick duplex has three bays. The main entrance is in the rightmost bay and has symmetrical, round-arched, façade fenestration with terra-cotta hood molding and limestone sills. The asphalt shingle roof is most likely a later addition and has a centered hipped dormer.

United States Department of the Interior
National Park Service

**NATIONAL REGISTER OF HISTORIC PLACES
CONTINUATION SHEET**

Section 7 Page 98

Forest Park Southeast Historic District
St. Louis (Independent City), Missouri

333. **4391 Gibson Ave.** **Building Date:** c.1908 **Photo Log:** N/A
Style: OTHER: Historic Eclecticism
Building Type: Single Family: Shotgun
Architect: Unknown **Builder:** Unknown
 Sitting on a limestone foundation, this red brick shotgun house is two-bays wide. In the left bay, a small shed roof porch with cross gable on brick columns shelters the entrance. The segmental arched, tripartite window sits on a limestone sill with pressed brick brackets. A small basement window is located at ground level. The cornice includes brick dentils and white terra-cotta cornice molding, above which there are three white, brick diamond patterns.

334. **4392-4394 Gibson Ave.** **Building Date:** c.1908 **Photo Log:** 84
Style: LATE VICTORIAN: Romanesque Revival
Building Type: Four Family Flat: Recessed Central Entrances
Architect: Unknown **Builder:** Unknown
 A twin to 4332 and 4334 Gibson Avenue, this high style, two-story duplex is three-bays wide, with the two entrance doors recessed behind the center Syrian-arched bay, which is flanked by two round-arched window bays. The façade brickwork incorporates terra-cotta molding throughout, as well as paired, recessed columns flanking the central bays and fancy, flared brick lintels over the second-story segmental arch, outer window bays. The façade has a limestone foundation and water table. Limestone sills of both stories form belt courses. The asphalt shingle mansard roof has wide eaves and a central cross gable dormer faced with patterned hexagonal shingles.

335. **4393 Gibson Ave.** **Building Date:** c.1908 **Photo Log:** N/A
Style: OTHER: Historic Eclecticism
Building Type: Two Family Flat: Shared Side Bay Porch Entrance
Architect: Unknown **Builder:** Unknown
 Sitting on a limestone foundation and rising two stories to a flat roof with a parapet coped with terra-cotta, this brick duplex is three-bays wide. The entrances are located in the leftmost bay, sheltered under a small gable-front porch on brick columns. Each window sits on a limestone sill and two small basement windows are located at ground level.

336. **4393A Gibson** **Building Date:** c.1915 **Photo Log:** N/A
Style: No Style
Building Type: Outbuilding
Architect: Unknown **Builder:** Unknown
 This garage building has a flat roof and walls of concrete block with side parapets capped with clay coping tiles. There is a single garage bay at the right of the front (alley) façade with a modern overhead door. There is a central pedestrian entrance with the historic wood panel door intact. This building retains a very high degree of historic integrity.

United States Department of the Interior
National Park Service

**NATIONAL REGISTER OF HISTORIC PLACES
CONTINUATION SHEET**

Section 7 Page 99

Forest Park Southeast Historic District
St. Louis (Independent City), Missouri

-
337. **4396 Gibson Ave.** **Building Date:** 1901 **Photo Log:** 84
Style: LATE VICTORIAN: Romanesque Revival
Building Type: Four Family Flat: Recessed Central Entrances
Architect: Unknown **Builder:** Unknown
This two-story, flat-roofed duplex is three-bays wide. The two entrance doors are recessed behind the center Syrian-arched bay, which is flanked by two round-arched window bays. The façade brickwork incorporates terra-cotta molding throughout, as well as paired, recessed columns flanking the central bays and fancy, flared brick lintels over the second-story, segmental arch, outer window bays. The façade has a limestone foundation and water table. Limestone sills of both stories form belt courses leading upward to a formed parapet coped with white terra-cotta and incorporating decorative brick patterning.
338. **4397 Gibson Ave.** **Building Date:** c.1908 **Photo Log:** N/A
Style: LATE VICTORIAN: Romanesque Revival
Building Type: Two Family Flat: Side Bay Recessed Entry
Architect: Unknown **Builder:** Unknown
Rising two stories from a quarry-faced limestone foundation and ashlar water table, this brick duplex is three-bays wide under a flat roof with a shaped parapet and corbelled patterned brickwork. All bays are round-arched and decorated with terra-cotta hood molding, with the two entrance doors recessed within the leftmost bay.
339. **4398 (A) Gibson Ave.** **Building Date:** c.1910 **Photo Log:** 84, 86
Style: OTHER: Historic Eclecticism
Building Type: Two Family Flat: Shared Side Bay Porch Entrance
Architect: Unknown **Builder:** Unknown
This lot is numbered 4398, as are the three lots to the west, hence N/A. Rising from a limestone foundation to a flat roof with a shaped parapet coped with what appears to be pressed metal, this brick duplex is three-bays wide. The main entrances are locate in the rightmost bay, sheltered under a small gable front porch on brick columns. The symmetrical windows are identical in size and each sits on a limestone sill, the first-story sills being incorporated into the water table. Below the water table, two small basement windows are found at ground level. Patterned brickwork is found at the frieze and the cornice molding is pressed metal painted white.
340. **4398 (B) Gibson Ave.** **Building Date:** c.1910 **Photo Log:** 84, 86
Style: No Style
Building Type: Two Family Flat: Shared Side Bay Porch Entrance
Architect: Unknown **Builder:** Unknown
This lot is numbered 4398, as are the two lots to the west and one to the east, hence the A--D designation. Rising two stories from a limestone foundation to a flat roof with a shaped parapet coped with pressed metal, this brick duplex is two-bays wide. The two main entrances are located in the right bay, sheltered under a modern metal awning. The first-story segmental arched, paired window sits on a limestone sill, which is incorporated into the water table, below which a small basement window is located at ground level. The two second-story windows sit on limestone sills, with the window on the right being narrower. The cornice includes patterned brickwork and pressed metal cornice molding.

United States Department of the Interior
National Park Service

**NATIONAL REGISTER OF HISTORIC PLACES
CONTINUATION SHEET**

Section 7 Page 100

Forest Park Southeast Historic District
St. Louis (Independent City), Missouri

341. **4398 (C) Gibson Ave.** **Building Date:** c.1910 **Photo Log:** 84, 86

Style: No Style

Building Type: Two Family Flat: Side Bay Recessed Entry

Architect: Unknown **Builder:** Unknown

This lot is numbered 4398, as are the two lots to the east and the lot to the west on the corner, hence the A-D Designation. Sitting on a limestone foundation with an ashlar water table, this brick duplex is three-bays wide and rises two stories to a flat roof with a shaped parapet coped with white terra-cotta. The main entrances are recessed within the rightmost bay. The symmetrical fenestration includes each one-over-one light window sitting on a limestone sill and the absence of hood decoration. Modest patterned brickwork composes a frieze below the white terra-cotta cornice, above which is additional patterned brickwork in the shape of white diamond forms.

342. **4398 (D) Gibson Ave.** **Building Date:** c.1900 **Photo Log:** 84, 86

Style: OTHER: Historic Eclecticism

Building Type: Neighborhood Commercial Building: Two Part Commercial Block

Architect: Unknown **Builder:** Unknown

This lot is numbered 4398, as are the three lots to the east, hence the A-D designation. Sitting on a limestone foundation and rising two stories to a flat roof, this two-part brick commercial block is four-bays wide. The first story is occupied by commercial space, with a corner storefront entrance and pressed metal detailing delineating the commercial area, which includes square columns and cornice molding. The storefront windows have since been filled with wood and glass brick. The entrance to the second-story residential space is located in the leftmost bay and has a glass brick transom. The second-story fenestration varies with high style references. A ribbon of three round-arched windows with pressed brick hood molding is located in the left bays. The right bays contain a Palladian window with hood molding and pilasters, including swags on the lintels. Above, this brick pattern work forms a cornice with dentils, which wraps the corner of the building where a second Palladian window is located.

343. **4399 Gibson Ave.** **Building Date:** c.1905 **Photo Log:** 85

Style: OTHER: Colonial Revival References

Building Type: Neighborhood Commercial Building: Two Part Commercial Block

Architect: Unknown **Builder:** Unknown

Sitting on a limestone foundation and rising two stories to a flat roof with shaped parapet coped with what appears to be pressed metal, this corner block is six-bays wide on its front façade (Gibson Avenue). The right half of the building's façade (three bays) is stepped-back approximately three feet. This half of the building appears to be all residential space. The first story of the left half of the building is commercial space, with a corner entrance and pressed metal storefront detailing. Above the commercial space is residential space. All of the residential space windows sit on limestone sills, with the two first-story windows having been filled in with glass brick, below which two small, basement windows are located at ground level. The cornice includes patterned brickwork and pressed metal cornice molding. A recent city map shows that this address is a double lot, with the building sitting on the western half and with the eastern half vacant.

United States Department of the Interior
National Park Service

**NATIONAL REGISTER OF HISTORIC PLACES
CONTINUATION SHEET**

Section 7 Page 101

Forest Park Southeast Historic District
St. Louis (Independent City), Missouri

-
344. **4400 Gibson Ave.** **Building Date:** 1907 **Photo Log:** 87
Style: OTHER: Historic Eclecticism
Building Type: Two Family Flat: Side Bay Recessed Entry
Architect: Alfred How **Builder:** George Vocker
Two front doors are behind the round-arched entrance porch that forms one bay. Paired, rectangular double-hung sash windows are at both stories of the east bay, the first-story windows are beneath a segmental arch and the second-story windows are in a rectangular opening; both pairs have vertical-pan transom lights. The first-story openings are outlined in rowlock brick arches. Corbeled brick supports a parapet with end blocks and a center block with a corbeled pattern. Three of the four ball-topped block caps are intact.
345. **4402 Gibson Ave.** **Building Date:** 1906 **Photo Log:** 87
Style: LATE 19TH AND 20TH CENTURY REVIVALS: Colonial Revival
Building Type: Two Family Flat: Shared Side Bay Porch Entrance
Architect: Branner Brothers **Builder:** Branner Brothers
This brick two-family flat is largely unembellished except for its corbeled brick parapet, which uses end and center blocks capped with terra-cotta. The two tall center blocks are an unusual motif for the neighborhood. The three main windows of this two-story, two-bay façade are topped with rowlock segmental arches (as is the basement window); the front doors have transoms and are paired at a raised porch under a hipped roof.
346. **4405 Gibson Ave.** **Building Date:** 1912 **Photo Log:** 88
Style: OTHER: Historic Eclecticism
Building Type: Two Family Flat: Shared Side Bay Porch Entrance
Architect: Unknown **Builder:** Frank Arnold
This simple two-family flat uses rectangular openings for the double front doors in the lower left bay. The lower right window is a wide, round-arched window with a rowlock archivolt. The red brick façade uses corbeled brick below the limestone sills and a terra-cotta cornice. The parapet has brick end blocks and a terra-cotta cap. The balcony door has been filled in to become a window, and the balcony rail has been removed. The front doors are replacements. The front basement window is boarded.
347. **4406 Gibson Ave.** **Building Date:** 1906 **Photo Log:** 87
Style: No Style
Building Type: Single Family: Shotgun
Architect: Alfred How **Builder:** George Vocker
This single-story building is three-bays wide with a corbeled brick and metal cornice and a terra-cotta-capped stepped parapet. The two front sash windows and the basement windows below are rectangular; and the upper windows have limestone sills. A limestone foundation course defines the base of the façade. A course of pressed brick at the sill level separates brown brick at the foundation from red brick above. The front door is inset behind a rectangular opening; replacement concrete front steps and a metal awning alter the historic appearance of the façade somewhat.

United States Department of the Interior
National Park ServiceNATIONAL REGISTER OF HISTORIC PLACES
CONTINUATION SHEET

Section 7 Page 102

Forest Park Southeast Historic District
St. Louis (Independent City), Missouri

348. **4408-4410 Gibson Ave.** **Building Date:** 1902 **Photo Log:** 87
Style: OTHER: Historic Eclecticism
Building Type: Four Family Flat: Recessed Central Entrances
Architect: Otto J. Wilhelmi **Builder:** William Woelpel
This four-family flat is one of only two on this side of the street. Constructed of red brick, the façade is divided into four bays. The two center bays each have one segmental-arched opening with two front doors behind; above these at the second story are narrow rectangular sash windows. The outer bays project slightly. Each has a wide, round-arched window at the first story with two rectangular windows above each. Two basement windows at each of the outer bays have been filled in. Molded brick is used to outline the first-story arches and form a course above the second-story lintel level. The parapet is plain and appears to have been rebuilt.
349. **4409 Gibson Ave.** **Building Date:** 1908 **Photo Log:** 88
Style: LATE 19TH AND 20TH CENTURY REVIVAL STYLES: Colonial Revival
Building Type: Two Family Flat: Shared Side Bay Porch Entrance
Architect: Unknown **Builder:** Alfred How
This simple two-family flat uses rectangular openings for the double front doors at the lower left, the sash window above the hip roof front porch, and wide window openings at both stories of the right bay. The red brick façade uses a course of molded brick at the lower sill level, corbelled brick below a two-course, white, glazed brick cornice, and decorative glazed brick patterns at the stepped parapet. Sills are limestone. The porch columns use Ionic capitals but there are otherwise no suggestions of classical design.
350. **4411 Gibson Ave.** **Building Date:** 1909 **Photo Log:** 88
Style: OTHER: Historic Eclecticism
Building Type: Two Family Flat: Side Bay Recessed Entry
Architect: Unknown **Builder:** Alfred How
Two front doors are behind the round-arched entry at the left bay. Paired, rectangular sash windows are at both stories of the right (east) bay, the lower beneath a segmental arch and the upper in a rectangular opening; both pairs have vertical-paned transom lights. Lower openings are outlined in brown rowlock brick. Corbeled brick at the cornice level is below an area of brick infill (apparently where the cornice was removed); the parapet features end blocks and a center block with a brown brick panel.
351. **4412 Gibson Ave.** **Building Date:** 1896 **Photo Log:** N/A
Style: OTHER: Colonial Revival References
Building Type: Two Family Flat: Shared Side Bay Porch Entrance
Architect: Unknown **Builder:** Nelson Sorenson
The façade of this two-story building is faced with buff brick, one the early examples of its use in this neighborhood. Two replacement front doors in the right (west) bay are sheltered under a gabled front porch which appears to be substantially rebuilt. A single rectangular sash window above the porch, and paired sash windows at both stories of the left bay are fit into segmental arched openings with soldier voussoirs (alternating buff and brown). Limestone sills are supported by corbeled brick; a brown course of brick connects the sills at both levels. At the front of the building the side parapet walls are built up to support a false steep-pitched roof; behind this the roof is flat.

United States Department of the Interior
National Park ServiceNATIONAL REGISTER OF HISTORIC PLACES
CONTINUATION SHEET

Section 7 Page 103

Forest Park Southeast Historic District
St. Louis (Independent City), Missouri

352. **4413 Gibson Ave.** **Building Date:** 1895 **Photo Log:** 88
Style: LATE VICTORIAN: Romanesque Revival
Building Type: Two Family Flat: Side Bay Recessed Entry
Architect: Unknown **Builder:** Unknown
 Like many two-family flats in the neighborhood, the primary decorative motifs on the façade of this building are the cornice (terra-cotta in this case), shaped (stepped) parapet, and the rhythms of the windows. In this case, all of the openings on the façade, including the entry in the left bay, use round arches with soldier voussoirs outlined by pressed brick. The building has been painted light blue.
353. **4415 Gibson Ave.** **Building Date:** 1894 **Photo Log:** N/A
Style: OTHER: Italianate References
Building Type: Two Family Flat: Side Bay Recessed Entry
Architect: Unknown **Builder:** Fred E. A. Darr
 Segmental arched windows with voussoirs of alternating brown and red brick give away the pre-1900 building date of this two-story, three-bay property. Originally constructed as a two-family flat, the building's conversion to single-family use has resulted in an inappropriate infill of the original recessed entry. Limestone appears on the façade as sills, water table and ashlar foundation. Window sills are connected by two courses of decorative brick at the sills and lintels. Pressed brick enhances the cornice area; the stepped parapet, which appears to be a historic alteration, uses geometric designs in white glazed brick.
354. **4416 Gibson Ave.** **Building Date:** 1912 **Photo Log:** N/A
Style: No Style
Building Type: Two Family Flat: Shared Side Bay Porch Entrance
Architect: Unknown **Builder:** Frank Hartleder
 This single-family residence matches the two-family flats which predominate on the block in the materials and scale of its façade, although its footprint does not extend as far back on its lot as any of its multi-unit neighbors. The brick of the façade is laid in Flemish stretcher bond, with burnt stretchers appearing every sixth course. Like most of the buildings nearby, the façade is divided into two two-story bays. The front door is under a gabled front porch in the left (east) bay; the porch uses brick piers and Craftsman-style detailing in the gable end (simulating half timbering). All three windows are wide, rectangular, double-hung sashes; limestone appears as the sills and coping at the front porch walls. A course of decorative (corbeled and soldier) brick separates the body from the front parapet which features a center gable.
355. **4418 Gibson Ave.** **Building Date:** 1912 **Photo Log:** N/A
Style: OTHER: Historic Eclecticism
Building Type: Two Family Flat: Shared Side Bay Porch Entrance
Architect: R. J. Loyd **Builder:** R. J. Loyd
 This narrow two-family flat uses brick as ornament. Brick hoods at the rectangular window openings are connected by courses of molded brick. A soldier course separates the gabled parapet from the body of the building. The hip roof porch and steps at the double front doors in the right bay have been rebuilt. The basement window in the left bay is boarded. The front door is original.

United States Department of the Interior
National Park Service

**NATIONAL REGISTER OF HISTORIC PLACES
CONTINUATION SHEET**

Section 7 Page 104

Forest Park Southeast Historic District
St. Louis (Independent City), Missouri

356. 4421-4423 Gibson Ave. Building Date: 1906 Photo Log: N/A

Style: LATE 19TH AND 20TH CENTURY REVIVALS: Colonial Revival

Building Type: Four Family Flat: Shared Central Porch

Architect: Unknown Builder: Fred E. A. Darr

This simple four-family flat was built to the same design as its neighbor to the west. Its simple four-bay façade uses segmental arch windows, which are wider at the two outer bays; the four front doors are massed under a centered, hip roofed front porch with a single central stair (the porch roof has apparently been rebuilt and its pitch lowered). The metal cornice is supported by corbeled bricks, the parapet uses slightly raised end blocks and center block.

357. 4422 Gibson Ave. Building Date: 1907 Photo Log: 111

Style: OTHER: Historic Eclecticism

Building Type: Two Family Flat: Full Width Porch and End Bays Entrances

Architect: A. C. Kinsey Builder: W. A. Kinsey

This eclectic two-family flat uses a variety of materials and styles to create an unusual overall composition. The façade is three-bays wide at the second story, although the first story is divided into four bays. A full-length hipped front porch protects the front door transom lights at either end of the façade; two round-arched windows center the first story. Brick quoins are built out from the wall at this level only. At the second story, a pair of narrow round-arched windows with diamond-paned upper sashes (on a single stone sill) is between two rectangular sash windows. Above the center bay, the façade rises to a terra-cotta-capped parapet; on either side of this, a false roof is built out and slopes down to meet the lintels of the rectangular windows.

358. 4422A Gibson Ave. Building Date: c.1915 Photo Log: N/A

Style: No Style

Building Type: Outbuilding

Architect: Unknown Builder: Unknown

This gable front, single-car garage building has a concrete foundation. The walls are clad with asbestos shingles, the roof has asphalt shingles, and the garage bay has a wood panel overhead door. This building retains sufficient historic integrity and is contributing.

359. 4424 Gibson Ave. Building Date: 1902 Photo Log: 111

Style: No Style

Building Type: Single Family House

Architect: Unknown Builder: Fred E. A. Darr

This house is very similar to the one at 4420 Chouteau Avenue although permits indicate that those were built several years earlier by a different builder. This one-and-a-half-story, front gabled, vernacular house has metal awnings that shield the two rectangular sash windows and the front door on the first story, as well as the small paired windows in the gable end. Artificial siding covers the upper story. A gabled dormer is on the east side of the house.

United States Department of the Interior
National Park Service

**NATIONAL REGISTER OF HISTORIC PLACES
CONTINUATION SHEET**

Section 7 Page 105

Forest Park Southeast Historic District
St. Louis (Independent City), Missouri

360. 4425-4427 Gibson Ave. Building Date: 1906 Photo Log: N/A

Style: LATE 19TH AND 20TH CENTURY REVIVALS: Colonial Revival

Building Type: Four Family Flat: Shared Central Porch

Architect: Unknown Builder: Fred E. A. Darr

This simple four-family flat was built to the same design as its neighbor to the east. Its simple four-bay façade uses segmental arch windows that are wider at the two outer bays. The four front doors are massed under a centered, hip roofed front porch with a single central stair (rebuilt in concrete with iron). The metal cornice is supported by corbeled bricks, and the parapet uses slightly raised end blocks and center block.

361. 4426 Gibson Ave. Building Date: 1900 Photo Log: 111

Style: OTHER: Historic Eclecticism

Building Type: Two Family Flat: Side Bay Recessed Entry

Architect: Unknown Builder: Unknown

This two-family flat is similar to many others in the neighborhood, with a three-bay façade using rectangular windows in segmental arched casings at the second story, and round-arched openings at the first story (with rowlock archivolt outlined in molded brick). A stepped parapet is used above a brick and metal cornice. The visible foundation at the front is of coursed smooth and quarry-faced limestone with two rectangular windows topped by a wide limestone water table.

362. 4428 Gibson Ave. Building Date: 1908 Photo Log: N/A

Style: OTHER: Historic Eclecticism

Building Type: Two Family Flat: Side Bay Recessed Entry

Architect: Charles Froelich Builder: George Vocker

This two-family flat is similar to many others in the neighborhood, with a three-bay façade using rectangular sash windows at both stories, and a round-arched opening leading to two front doors in the right bay. A stepped parapet is used above a brick and terra-cotta cornice. The visible foundation at the front is of coursed quarry-faced limestone with two rectangular windows topped by a wide limestone water table.

363. 4429 Gibson Ave. Building Date: 1895 Photo Log: N/A

Style: OTHER: Historic Eclecticism

Building Type: Two Family Flat: Shared Side Bay Porch Entrance

Architect: Unknown Builder: Unknown

A two-story, two-bay, yellowish brick façade is accented by brown and red highlights at the window hoods for the rectangular upper windows, a soldier lintel for the first story and basement windows, and suggestions of quoins at the corners. A brick and metal cornice treatment accents the roof/parapet wall. The comparable buildings in the neighborhood; side parapet walls at the front of the building are also unusual. The basement window is boarded at the limestone foundation level. The front porch uses replacement iron supports and rails.

United States Department of the Interior
National Park Service

**NATIONAL REGISTER OF HISTORIC PLACES
CONTINUATION SHEET**

Section 7 Page 106

Forest Park Southeast Historic District
St. Louis (Independent City), Missouri

364. 4430 Gibson Ave. Building Date: 1906 Photo Log: N/A

Style: OTHER: Historic Eclecticism

Building Type: Two Family Flat: Side Bay Recessed Entry

Architect: Alfred How Builder: Alfred How

This is one of a number of buildings Alfred How built to a similar design in the survey area. Two front doors are behind the round-arched entry at the right (west) bay. Paired rectangular sash windows are at both stories of the left (east) bay, the lower beneath a segmental arch and the upper beneath a flat arch; both pairs have vertical-paned transom lights. The arches at the first story are outlined and connected by a course of molded brick. Corbeled brick supports a metal cornice; the parapet features end blocks and a center block with inset brick panel. The façade is red brick, with quarry-faced limestone in courses at the foundation.

365. 4432 Gibson Ave. Building Date: 1905 Photo Log: N/A

Style: LATE VICTORIAN: Romanesque Revival

Building Type: Two Family Flat: Side Bay Recessed Entry

Architect: T. J. Buckley Builder: T. J. Buckley

This red brick two-family flat uses round-arched openings at both stories (including the entry in the right bay) with rowlock arches connected by molded brick courses. Sills are of limestone, as is the foundation at the front of the building (quarry-faced courses punctuated by two windows). A molded brick course separates the parapet wall with its raised center block.

366. 4435-4437 Gibson Ave. Building Date: 1910 Photo Log: 100

Style: LATE 19TH AND 20TH CENTURY REVIVALS: Colonial Revival

Building Type: Four Family Flat: Shared Central Porch

Architect: Fred E. A. Darr Builder: Fred E. A. Darr

Although both this four-family flat and its neighbor to the east share the "shaped parapet" style designation, the difference of more than a decade in date of construction results in a much more austere, Colonial-inspired composition in this instance. Emphasis on plain surfaces and rhythms replaces an interest in surface texture and ornament. All window openings on this façade are rectangular, with limestone sills and lintels. The four separate front doors are grouped under a centered, hip roof front porch supported by brick piers with squared Corinthian capitals on low brick walls. Brown brick is used below a first-story course of limestone. Elaboration at the cornice consists of corbelled suggestions of dentils or brackets supporting a metal cornice under a stepped parapet wall.

367. 4436 Gibson Ave. Building Date: 1900 Photo Log: N/A

Style: LATE VICTORIAN: Romanesque Revival

Building Type: Two Family Flat: Side Bay Recessed Entry

Architect: Unknown Builder: T. J. Buckley

This common scheme for a neighborhood two-family flat uses round-arched openings at both stories (including the entry in the right bay) with rowlock archivolt connected by molded brick courses. Sills are of limestone, as

United States Department of the Interior
National Park Service

**NATIONAL REGISTER OF HISTORIC PLACES
CONTINUATION SHEET**

Section 7 Page 107

Forest Park Southeast Historic District
St. Louis (Independent City), Missouri

is the foundation at the front of the building (quarry-faced courses punctuated by two windows). A molded brick course separates the stepped parapet wall with its white glazed brick designs and terra-cotta cap.

368. **4438 Gibson Ave.** **Building Date:** 1912 **Photo Log:** N/A

Style: No Style

Building Type: Two Family Flat: Shared Side Bay Porch Entrance

Architect: Mr. Buckley **Builder:** W. W. Lee

This two-family flat is similar to many others in the neighborhood, with a three-bay façade using rectangular sash windows at both stories and a hipped roof porch sheltering two front doors in the right bay. A stepped and gabled parapet with geometric designs of white glazed brick is separated from the body of the façade by a long panel outlined in glazed brick. Limestone is used as sills and at the porch.

369. **4440 Gibson Ave.** **Building Date:** 1900 **Photo Log:** N/A

Style: OTHER: Historic Eclecticism

Building Type: Two Family Flat: Side Bay Recessed Entry

Architect: Unknown **Builder:** Unknown

This common scheme for a neighborhood two-family flat uses round-arched openings at both stories (including the entry in the right bay) with rowlock archivolts connected by molded brick courses. A continuous limestone sill course below the first-story windows separates the brown brick base from the red brick façade. The parapet has been rebuilt with variegated brick and an original hipped or gabled porch has been removed.

370. **4444 Gibson Ave.** **Building Date:** 1896 **Photo Log:** N/A

Style: LATE VICTORIAN: Romanesque Revival

Building Type: Single Family: Shotgun

Architect: Unknown **Builder:** Fred E. A. Darr

This one-story shotgun house is the lone example of this type on Gibson Avenue, although there are a number on the next street to the south. The simple façade has a door in the left (east) bay and a wide, round-arched window to the right. A corbeled cornice supports the front parapet wall with end blocks. A concrete front porch has been added and the whole façade painted brown.

371. **4445-4447 Gibson Ave.** **Building Date:** 1900 **Photo Log:** 115

Style: LATE 19TH AND 20TH CENTURY REVIVALS: Italian Renaissance

Building Type: Four Family Flat: Recessed Central Entrances

Architect: Unknown **Builder:** Unknown

This four-family flat, constructed just before the turn of the century, is another great neighborhood example of the use of decorative brickwork on a modest property. Symmetrically divided into four bays, the façade is given depth by projecting the outer bays a single brick width out from the central entrance bays, and corbelling the central piece of the end bays' second story out a few more inches. The pairs of segmental arched windows in these upper story projections are linked by molded brick courses that are four courses above the sill and five courses below the springing point. Molded bricks are also used to connect the round-arched openings in the center of the second story and those across the first story. A limestone sill course at the first story separates the red brick façade from the brown brick used at the foundation level. Shaped bricks are also used to create the appearance of columns supporting the entry arches. All four front doors, recessed behind the arches, are

United States Department of the Interior
National Park Service

**NATIONAL REGISTER OF HISTORIC PLACES
CONTINUATION SHEET**

Section 7 Page 108

Forest Park Southeast Historic District
St. Louis (Independent City), Missouri

original. There has been some deterioration and repointing at the brick parapet wall (possibly completely rebuilt) and one missing pressed brick embellishment at the top of the right (east) bay.

372. **4446 Gibson Ave.** **Building Date:** 1900 **Photo Log:** N/A

Style: OTHER: Historic Eclecticism

Building Type: Two Family Flat: Side Bay Recessed Entry

Architect: Unknown **Builder:** Unknown

The brick façade of this late 19th century two-family flat uses round arches at the ground floor for the wide window and entry; and rectangular openings for the two sash windows above. The second-story limestone sills are connected by a course of molded brick; another course connects the arches' impost level at the first story. The foundation at the façade is of coursed quarry-faced limestone separated from the brick body by a wide stone water table. The suggestion of a mansard roof has been applied at the front of the building only. A recent city map places this property on a lot numbered 4444.

373. **4448 Gibson Ave.** **Building Date:** 1894 **Photo Log:** N/A

Style: OTHER: Historic Eclecticism

Building Type: Two Family Flat: Side Bay Recessed Entry

Architect: Unknown **Builder:** J. W. Riley

Like most of the turn-of-the-century buildings in this survey area, this two-family mixes architectural elements of several mainstream styles. The arched windows reflect Romanesque influences, while the paneled and modillioned cornice has Italianate origins. The gently flattened arched of the second story are unusual for the neighborhood. The right bay, which contains the front entrance, projects very slightly from the rest of the brick façade. The foundation at the front of the building is of coursed limestone (with two windows) that is painted white.

374. **4448A Gibson Ave.** **Building Date:** c.1910 **Photo Log:** N/A

Style: No Style

Building Type: Outbuilding

Architect: Unknown **Builder:** Unknown

This brick, one story garage building has a flat roof with parapet walls capped with clay coping tiles. The two, single garage bays have been covered with plywood. This building retains its historic integrity and contributes to the District.

375. **4449 Gibson Ave.** **Building Date:** 1897 **Photo Log:** N/A

Style: OTHER: Historic Eclecticism

Building Type: Two Family Flat: Side Bay Recessed Entry

Architect: Unknown **Builder:** P. Beker & Co.

The right two bays of this three-bay composition project slightly from the left entrance bay. Except for the round-arched entry which leads to a recessed front door, the windows are segmental arches with rowlock voussoirs. Limestone is used for a continuous sill course at the first story and individual window sills are used at the second story. The corbelled brick cornice features the suggestion of an end block or bracket at the left (west) end of the building. The façade is painted red with white highlights.

United States Department of the Interior
National Park Service

**NATIONAL REGISTER OF HISTORIC PLACES
CONTINUATION SHEET**

Section 7 Page 109

Forest Park Southeast Historic District
St. Louis (Independent City), Missouri

376. **4450 Gibson Ave.** **Building Date:** 1911 **Photo Log:** N/A

Style: OTHER: Historic Eclecticism

Building Type: Two Family Flat: Side Bay Recessed Entry

Architect: Alfred How **Builder:** Alfred How

This common scheme for a neighborhood two-family flat uses round-arched openings at the first story (including the entry in the right bay) with rowlock archivolt connected by molded brick courses. Rectangular one-over-one light, double-hung sash windows are at the second story. The sills are of limestone. The stepped gable parapet is separated from the body of the façade by corbeled brick and a metal cornice.

377. **4451 Gibson Ave.** **Building Date:** 1896 **Photo Log:** N/A

Style: LATE VICTORIAN: Romanesque Revival

Building Type: Two Family Flat: Side Bay Recessed Entry

Architect: Unknown **Builder:** Nels Bruce

This two-story, red brick residential building has a random ashlar limestone foundation. Its recessed entrance porch and windows have round-arched openings defined by rowlock and soldier voussoirs and, at the first story, a course of saw tooth pressed brick. Brick stringcourses run the width of the façade on both stories. At the corners of the second story, corbeled corner projections resembling brackets flank a pressed brick course and carry a terra-cotta cornice. The stepped parapet has been repointed in light-colored mortar. The front door infill is also not compatible with the architecture of the building. Despite these alterations, the building retains sufficient integrity to contribute to the District's significance.

378. **4452 Gibson Ave.** **Building Date:** 1901 **Photo Log:** N/A

Style: OTHER: Historic Eclecticism

Building Type: Two Family Flat: Side Bay Recessed Entry

Architect: Unknown **Builder:** Alfred How

This two-family flat uses round-arched openings at the first story (including the entry in the right bay) with rowlock archivolt connected by molded brick courses. The three second-story windows use segmental arched openings and windows with archivolt of radiating brick that extend up to the corbeled brick support for the terra-cotta cornice. The sills are of limestone. The limestone foundation at the façade has two windows. The parapet wall has variegated brick. Despite this minor alteration, the building retains sufficient integrity to contribute to the District's significance.

379. **4453 Gibson Ave.** **Building Date:** 1897 **Photo Log:** 143

Style: LATE VICTORIAN: Romanesque Revival

Building Type: Two Family Flat: Side Bay Recessed Entry

Architect: Unknown **Builder:** T. J. Buckley

This turn-of-the-century two-family flat received careful attention to the articulation of openings through polychrome brick voussoirs at all of the round-arched openings, which are connected by shaped brick courses at the impost level and sills. The recessed entry, now partially hidden under a metal awning, is defined by the suggestion of columns built into the wall with shaped bricks. A pressed brick course and brick dentils support a metal cornice. The parapet wall is flat with a raised center block and may not be original to the building. Despite this minor alteration, the building retains sufficient integrity to contribute to the District's significance.

United States Department of the Interior
National Park Service

**NATIONAL REGISTER OF HISTORIC PLACES
CONTINUATION SHEET**

Section 7 Page 110

Forest Park Southeast Historic District
St. Louis (Independent City), Missouri

380. 4454-4456 Gibson Ave. Building Date: 1895 Photo Log: N/A

Style: LATE 19TH AND 20TH CENTURY REVIVALS: Italian Renaissance

Building Type: Four Family Flat: Recessed Central Entrances

Architect: Unknown Builder: Unknown

This four-family flat is one of only two on this side of Gibson Avenue. Constructed of red brick, the façade is divided into four bays. The two center bays, which project slightly from the outer bays, each have one round-arched opening with two front doors behind; directly above, at the second story, are two round-arched sash windows. The outer bays each have a wide, round-arched window at the first story, and paired rectangular windows under a transom and segmental arch at the second story. Molded brick is used to outline the round-arched openings. A limestone sill course at the first story separates the buff brick at the basement level from the red brick of the rest of the façade. The parapet above a course of molded brick has been conspicuously parged and probably truncated. Despite this damage, the building retains sufficient integrity to contribute to the District.

381. 4457 Gibson Ave. Building Date: 1895 Photo Log: 143

Style: OTHER: Historic Eclecticism

Building Type: Two Family Flat: Shared Side Bay Porch Entrance

Architect: Unknown Builder: Unknown

This two-family flat resembles its "shaped parapet" style neighbors, although in this case the shaped parapet is replaced by a modest false mansard roof supported by stepped side walls that extend back only a few feet. The façade pairs segmental arched windows with suggestions of hoods of polychrome brick outlined by molded brick. The sills are limestone. Two 4' x 4" posts support the shed roof front porch and are replacements. Despite this alteration, the building retains sufficient integrity to contribute to the District.

382. 4459-4461 Gibson Ave. Building Date: 1900 Photo Log: 143

Style: LATE 19TH AND 20TH CENTURY REVIVALS: Italian Renaissance

Building Type: Four Family Flat: Recessed Central Entrances

Architect: Unknown Builder: Unknown

The façade of this two-story building is essentially flat with the exception of a corbelled projection housing the center two bays of the four-bay second story. A rectangular pressed brick insert also focuses attention at the center of the second story. The two recessed entries with their separate stairs are centered on the first story; shaped bricks are used on either side to give the impression of paired columns built into the wall surface. All openings are round-arched with the exception of the two outer windows at the second story, which use a segmental arch. The sash windows fitted into these openings are complemented by limestone sills (used as continuous stringcourses except at the center bays of the second story) and brick voussoirs, elaborated with molded brick at the round arches. Below the lower limestone course, brown brick is used to face the basement level. All windows appear to be modern aluminum replacements. The parapet wall is set off by two separated courses of white brick.

United States Department of the Interior
National Park Service

**NATIONAL REGISTER OF HISTORIC PLACES
CONTINUATION SHEET**

Section 7 Page 111

Forest Park Southeast Historic District
St. Louis (Independent City), Missouri

383. 4460 Gibson Ave. Building Date: 1897 Photo Log: N/A

Style: LATE VICTORIAN: Romanesque Revival

Building Type: Two Family Flat: Side Bay Recessed Entry

Architect: Unknown Builder: Laherty

This common scheme for a neighborhood two-family flat uses round-arched openings at both stories and at the entry in the right bay, with radiating polychrome voussoirs connected by molded brick courses. The sills are of limestone, as is the foundation at the front of the building that has quarry-faced courses punctuated by two windows. A molded brick course separates the parapet wall with its raised center block. It appears that a single door has replaced the original two front doors, and that a cornice is missing. Despite this alteration, the building retains sufficient integrity to contribute to the District.

384. 4460A Gibson Ave. Building Date: c.1910 Photo Log: N/A

Style: No Style

Building Type: Outbuilding

Architect: Unknown Builder: Unknown

This brick garage building has a hipped roof clad with asphalt shingles and exposed rafter tails. The front façade a new wood sheathing and a single, two-car garage bay with a modern overhead door. There are two rectangular window openings, which have been filled with brick, on the west façade. The building has retained sufficient integrity to contribute to the District.

385. 4462 Gibson Ave. Building Date: 1909 Photo Log: N/A

Style: No Style

Building Type: Two Family Flat: Side Bay Recessed Entry

Architect: Frank Arnold Builder: Frank Arnold

This red brick two-family flat is largely unembellished except for its use of corbelled brick at the parapet and beneath limestone window sills. A course of brick at the first story sill level separates the brown brick of the basement level from the red brick above. The front entrance is in the right bay behind a wide, round-arched entry with a brown rowlock arch. A rectangular, sash window is above this entry. Both windows in the left bay are wide, rectangular, sash windows.

386. 4463-4465 Gibson Ave. Building Date: 1909 Photo Log: 143

Style: LATE 19TH AND 20TH CENTURY REVIVALS: Italian Renaissance

Building Type: Four Family Flat: Recessed Central Entrances

Architect: Unknown Builder: Fred Huseman

This two-story, red brick building features round-arched openings at both stories. Sash windows fitted into these openings are complemented by limestone sills (used as continuous stringcourses except at the outer bays of the second story) and rowlock arches. Brown brick is used below the lower limestone course. The two center bays project slightly. The two recessed entries, with their separate stairs, are centered on the first story. A modillioned cornice sets off a plain parapet wall. It appears that both sides of the building have been converted from two-family units to single-family units.

United States Department of the Interior
National Park Service

**NATIONAL REGISTER OF HISTORIC PLACES
CONTINUATION SHEET**

Section 7 Page 112

Forest Park Southeast Historic District
St. Louis (Independent City), Missouri

387. 4464 Gibson Ave. Building Date: c.1908 Photo Log: 96

Style: LATE VICTORIAN: Richardsonian Romanesque

Building Type: Religious Facility: Church

Architect: Unknown Builder: Unknown

Anchoring the corner of Gibson Avenue and South Taylor Avenue, the asymmetrical, rectangular plan of this solid, quarry-faced, gable front church is distinguished by a square bell tower with a pyramidal roof at the left of the front façade, and a short, rounded tower at the right of the front façade. A one-story shed roofed porch on thick, quarry-faced, stone columns shelters the main entrance at the gable end, above which three round-arched windows provide light for the sanctuary. Round-arched windows are found throughout, in some cases with rectangular windows just below, with dramatic oversized voussoirs. The distinctive stonework is telling of the Richardsonian influence and has been maintained, retaining a high degree of historic integrity.

388. 4467 Gibson Ave. Building Date: 1906 Photo Log: 143

Style: OTHER: Historic Eclecticism

Building Type: Two Family Flat: Shared Side Bay Porch Entrance

Architect: Louis Horman Builder: George Vocker

This two-story, two-family flat has an unusual, layered, flat façade. At the left of the three-bay façade, the entrance bay projects a few inches forward from the right bays. A front porch roof is supported by low brick walls with brick piers and pilasters topped by squared Corinthian capitals. The second-story balcony uses iron open work between low brick piers. Slightly raised brick panels between stories are located between a decorative brick molding course and the limestone sill course of the upper windows. These windows and the balcony door terminate in two courses of raised brick that repeat the raised panels from below. A cornice has been removed and the area parged. The parapet stresses verticality, with tall brick piers defining the division of bays; an ornate terra-cotta panel embellishes the brick surface

389. 4501-4503 Gibson Ave. Building Date: 1906 Photo Log: 141

Style: LATE 19TH AND 20TH CENTURY REVIVALS: Italian Renaissance

Building Type: Four Family Flat: Recessed Central Entrances

Architect: Unknown Builder: Michael Laherty

This typical, turn-of-the century four-family flat relies on variations in brick patterns and arch shapes to create a pleasing overall composition. The façade is divided symmetrically into six bays. The two slightly projecting center bays use two round-arched entries (with two doors each) below round-arched window openings at the second story. The flanking wings feature one-over-one light, rectangular, double-hung sash windows, two on each floor, with flat arch lintels of soldier brick. Limestone belting forms a continuous sill at both levels (the brick of the façade is red above the first story limestone course and brown below it). A corbeled brick and metal cornice rests below the stepped parapet. Multi-light sash windows dominate the side elevations of the building. An unusual feature is the continuation of the limestone foundation to form a retaining wall at the front yard. This building is very similar to the one at 4507-4509 Gibson Avenue, which was constructed by the same builder in the same year.

United States Department of the Interior
National Park Service

**NATIONAL REGISTER OF HISTORIC PLACES
CONTINUATION SHEET**

Section 7 Page 113

Forest Park Southeast Historic District
St. Louis (Independent City), Missouri

390. 4507-4509 Gibson Ave. Building Date: 1906 Photo Log: 141

Style: LATE 19TH AND 20TH CENTURY REVIVALS: Italian Renaissance

Building Type: Four Family Flat: Recessed Central Entrances

Architect: Unknown **Builder:** Michael Laherty

This typical, turn-of-the-century four-family flat relies on variations in brick patterns and arch shapes to create a pleasing overall composition. The façade is divided symmetrically into four bays. The two slightly projecting center bays use two round-arched entries (with two doors each) below narrow, round-arched window openings at the second story. The flanking bays feature two-over-two lights, round arch windows, one on each story, with soldier brick and keystones, and blocks at the springing point. A narrow, limestone belt course forms a continuous sill at both levels (the brick of the façade is red above the first story limestone course and brown below it). A corbeled brick and metal cornice rests below the parapet. This building is very similar to the one at 4501-4503 Gibson Avenue, which was constructed by the same builder in the same year.

391. 4513 Gibson Ave. Building Date: 1895 Photo Log: 141

Style: OTHER: Prairie References

Building Type: Two Family Flat: Side Bay Recessed Entry

Architect: Unknown **Builder:** C.J. or H. Christophel

This brick building uses a recessed entry instead of the more typical projecting front porch. Decorative details include wide limestone lintels at the second story, soldier brick hoods at the first-story entry and windows that terminate at a limestone belt course, and limestone courses forming sills at both stories. A front dormer and two side chimneys remain essentially intact. Boards cover the basement windows.

392. 4514 Gibson Ave. Building Date: 1905 Photo Log: 140

Style: OTHER: Historic Eclecticism

Building Type: Two Family Flat: Shared Side Bay Porch Entrance

Architect: Gerhard Becker **Builder:** George Vocker

This inventive variation on the "shaped parapet" style uses a corbeled, flat upper bay at the left side of the façade to suggest a projecting turret. A variety of window types add interest. The front porch, has classical motifs including Ionic columns and a dentilled entablature common to the period and style. Other distinctive features include a corbeled brick cornice and original front doors separated by a center pane. Below the limestone sill course of the first story, brown bricks on a limestone foundation set the base of the building apart.

393. 4515 Gibson Ave. Building Date: 1895 Photo Log: 141

Style: OTHER: Historic Eclecticism

Building Type: Two Family Flat: Side Bay Recessed Entry

Architect: Unknown **Builder:** C.J. or H. Christophel

This two-story brick building uses a recessed entry instead of the more typical projecting front porch. Although the windows have all been replaced and the lower parts of their openings filled in with brick, the building retains distinctive, flat-arched lintels of radiating brick and limestone sill courses at both levels. The retention of these high style architectural elements and the reversible nature of the infill allow the building to retain sufficient integrity to contribute to the District.

United States Department of the Interior
National Park Service

**NATIONAL REGISTER OF HISTORIC PLACES
CONTINUATION SHEET**

Section 7 Page 114

Forest Park Southeast Historic District
St. Louis (Independent City), Missouri

-
394. **4517 Gibson Ave.** **Building Date:** 1895 **Photo Log:** 141
Style: OTHER: Historic Eclecticism
Building Type: Two Family Flat: Side Bay Recessed Entry
Architect: Unknown **Builder:** C.J. or H. Christophel
This two story brick has a recessed entry. The large, first-story picture window was originally two separate openings (as at the twin house at 4519 Gibson Avenue). Decorative brick defines the rectangular openings on the first story and the three round-arched windows on the second story. The retention of other important architectural elements and materials allows the building to retain sufficient integrity to contribute to the District.
395. **4518 Gibson Ave.** **Building Date:** 1904 **Photo Log:** 140
Style: OTHER: Historic Eclecticism
Building Type: Two Family Flat: Side Bay Recessed Entry
Architect: Unknown **Builder:** John Vogel
This typical, red brick, "shaped parapet" building differs from most of its immediate neighbors in its use of a round-arched recessed entryway rather than a front porch. In other respects it is typical for the block, with two narrow bays balancing a wider entry bay; continuous limestone sill courses at both stories; and rectangular sash windows. The over-scaled metal cornice is visually supported by large corner brackets; the parapet wall is flat with a terra-cotta cap. Below the limestone sill course of the first story, brown bricks on a limestone foundation set the base of the building apart.
396. **4519 Gibson Ave.** **Building Date:** 1895 **Photo Log:** 141
Style: OTHER: Historic Eclecticism
Building Type: Two Family Flat: Side Bay Recessed Entry
Architect: Unknown **Builder:** C.J. or H. Christophel
This two-story brick building belongs has a recessed entry. Decorative brick defines the rectangular openings on the first story and the three round-arched windows on the second story. The hipped roof has a hipped dormer facing the street.
397. **4520 Gibson Ave.** **Building Date:** 1910 **Photo Log:** 140
Style: LATE 19TH AND 20TH CENTURY REVIVAL STYLES: Colonial Revival
Building Type: Two Family Flat: Shared Side Bay Porch Entrance
Architect: A. Becker **Builder:** G. H. Milz
Rectangular sash windows in the façade of this typical two-family flat define two narrow bays on the left side, balanced by a slightly wider entrance bay to the right. A hip roof porch, supported by brick piers (which lost their capitals c. December 1997), shelters the double front doors. Limestone is used as coping on the low, brick porch wall, merging into a continuous sill course at the first story; and as second-story sills. Corralled supports a terra-cotta cornice below a parapet which seems to have lost its original cap and probably a few courses of brick.

United States Department of the Interior
National Park Service

**NATIONAL REGISTER OF HISTORIC PLACES
CONTINUATION SHEET**

Section 7 Page 115

Forest Park Southeast Historic District
St. Louis (Independent City), Missouri

398. 4521 Gibson Ave. Building Date: 1891 Photo Log: N/A

Style: OTHER: Colonial Revival References

Building Type: Two Family Flat: Full Width Porch

Architect: Unknown Builder: H. Christophel

This early foursquare plan features a brick cornice and a shed-roofed porch that stretches the full length of the façade. Wide stone lintels embellish the upper windows. A small hipped dormer faces the street.

399. 4521A Gibson Ave. Building Date: c.1910 Photo Log: N/A

Style: No Style

Building Type: Outbuilding

Architect: Unknown Builder: Unknown

This brick garage building has a flat roof with side parapet walls capped with clay coping tiles. The front (alley) façade has the two historic, wood sliding doors intact. There are two rectangular window openings within segmental brick arches on the east façade. This building has retained a very high degree of historic integrity and is a strong contributing resource to the District.

400. 4522 Gibson Ave. Building Date: 1914 Photo Log: 140

Style: OTHER: Historic Eclecticism

Building Type: Two Family Flat: Shared Side Bay Porch Entrance

Architect: Otto Boehmer Builder: Jacob Vogel

The façade of this building features rectangular sash windows in the two narrow bays on the left side, balanced by a slightly wider entrance bay to the right. A flat roof porch, supported by brick piers, shelters the double front doors and serves as a balcony with window access. Limestone is used as coping on the low brick porch wall, merging into a continuous sill course at the first story; and as second story sills. Corbeled brick and tall white brackets support a terra-cotta cornice. Centered in the stepped parapet wall is a diamond-shaped, white, glazed brick design. Below the limestone sill course of the first story, brown bricks on a limestone foundation set the base of the building apart.

401. 4523 Gibson Ave. Building Date: 1899 Photo Log: N/A

Style: OTHER: Craftsman References

Building Type: Single Family House

Architect: Unknown Builder: A. E. Christophel

This simple, front-gabled house has a full-length shed roofed porch (with bungalow style limestone supports, a later embellishment). The façade is brick below the porch roof and diamond shingles (painted banana cream color) above. The two narrow windows at the left and one wider window at the right above the porch are replacements. A course of molding above them in the gable end separates the lunette vent above. The front door in the right bay may have had sidelights, now filled in.

United States Department of the Interior
National Park Service

**NATIONAL REGISTER OF HISTORIC PLACES
CONTINUATION SHEET**

Section 7 Page 116

Forest Park Southeast Historic District
St. Louis (Independent City), Missouri

402. **4525 Gibson Ave.** **Building Date:** 1905 **Photo Log:** N/A

Style: OTHER: Historic Eclecticism

Building Type: Two Family Flat: Side Bay Recessed Entry

Architect: Herman J. Burgdorf **Builder:** William Gruenwald

This striking building seems to foreshadow later 20th century developments in its balanced asymmetry and unusual composition. The dominant, slightly projecting right bay comprises two-thirds of the façade. It is defined by brick-built quoins and its own bracketed gable roof, which breaks the line of a flat parapet. Two sets of rectangular, paired windows are connected by an inset spandrel panel; the upper window opening is topped by a blind brick arch. At the left side of the façade, the recessed entry is topped by a round arch with four brick keystone devices.

403. **4526 Gibson Ave.** **Building Date:** 1908 **Photo Log:** 140

Style: OTHER: Jacobean References

Building Type: Two Family Flat: Shared Side Bay Porch Entrance

Architect: Unknown **Builder:** Alfred Kiel

Although formally linked to the "shaped parapet" style defined in the St. Louis Historic Preservation Plan, this building achieves a very different effect than most through its use of a projecting left bay and crenellated parapet. The foundation and the low walls of the projecting front porch at the right bay are of quarry-faced, random ashlar limestone. Banded columns, which appear to be of cast concrete, support the porch's hipped roof. The front windows have limestone sills and segmental arched brick lintels. Two separated courses of patterned brick provide transition to the parapet.

404. **4526A Gibson Ave.** **Building Date:** c.1910 **Photo Log:** N/A

Style: No Style

Building Type: Outbuilding

Architect: Unknown **Builder:** Unknown

This two-car garage building stands in a row of five identical garage buildings serving multi-family houses on Gibson Ave. This building has brick walls capped with clay coping tiles. The two-car garage bay has a modern overhead door. This building has retained its historic integrity and contributes to the District.

405. **4528 Gibson Ave.** **Building Date:** 1914 **Photo Log:** 138

Style: OTHER: Historic Eclecticism

Building Type: Two Family Flat: Shared Side Bay Porch Entrance

Architect: Unknown **Builder:** Frank Arnold

This typical, "shaped parapet," brick two-family flat features separate front doors at the porch in right bay; a bay window above; and wide rectangular sash windows at both stories of the left bay. The porch exemplifies the use of Craftsman-inspired details (the gable shape, brackets, etc). A terra-cotta cornice sets off the shaped parapet, which is embellished by a central geometric design of white glazed brick.

United States Department of the Interior
National Park ServiceNATIONAL REGISTER OF HISTORIC PLACES
CONTINUATION SHEET

Section 7 Page 117

Forest Park Southeast Historic District
St. Louis (Independent City), Missouri

406. **4528A Gibson Ave.** **Building Date:** c.1910 **Photo Log:** N/A
Style: No Style
Building Type: Outbuilding
Architect: Unknown **Builder:** Unknown
 This two-car garage building stands in a row of five identical garage buildings serving multi-family houses on Gibson Ave. This building has brick walls capped with clay coping tiles. The two-car garage bay has the historic wood sliding doors. This building has retained a high degree of historic integrity and contributes to the District.
407. **4529 Gibson Ave.** **Building Date:** 1907 **Photo Log:** N/A
Style: LATE 19TH AND 20TH CENTURY REVIVALS: Colonial Revival
Building Type: Two Family Flat: Shared Side Bay Porch Entrance
Architect: E. A. Eilermann **Builder:** E. A. Eilermann
 One of two stone-faced houses on the block, this building masks its essential similarity to the shaped-parapet style buildings in the neighborhood with a steeply-pitched hipped roof with flared eaves. This dramatic roof is for show only; it extends back a few feet and then meets the flat roof of the building (and is therefore not a true foursquare). It is visually supported by modillions and a narrow dentilled cornice. The flat roof of the front porch at the left bay and the gable dormer receive the same treatment. Paired replacement windows are finished with heavy limestone lintels and sills.
408. **4530 Gibson Ave.** **Building Date:** 1905 **Photo Log:** 138
Style: OTHER: Colonial Revival References
Building Type: Two Family Flat: Shared Side Bay Porch Entrance
Architect: T. L. Houser **Builder:** T. L. Houser
 The façade of this plain building features rectangular sash windows in both bays. The hip roof porch in the right bay, supported by brick piers and a classically inspired entablature, dominates the composition. The two windows at the left bay are wide, one-over-one light, double-hung sashes. A narrower one-over-one light window is above the porch to the right. Limestone is used as coping on the low, brick porch wall, following the line of a continuous sill course at the first story. Lintels are of vertically laid bricks. A terra-cotta cornice separates the stepped parapet wall, which is embellished by minor geometric patterns picked out in glazed brick. The brick foundation area has been painted.
409. **4530A Gibson Ave.** **Building Date:** c.1910 **Photo Log:** N/A
Style: No Style
Building Type: Outbuilding
Architect: Unknown **Builder:** Unknown
 This two-car garage building stands in a row of five identical garage buildings serving multi-family houses on Gibson Ave. This building has brick walls capped with clay coping tiles. The two-car garage bay has a modern overhead door. This building has retained its historic integrity and contributes to the District.

United States Department of the Interior
National Park Service

**NATIONAL REGISTER OF HISTORIC PLACES
CONTINUATION SHEET**

Section 7 Page 118

Forest Park Southeast Historic District
St. Louis (Independent City), Missouri

410. 4532 Gibson Ave. Building Date: 1904 Photo Log: 138

Style: OTHER: Colonial Revival References

Building Type: Two Family Flat: Shared Side Bay Porch Entrance

Architect: T. L. Houser Builder: T. L. Houser

The façade of this plain, two-story building features rectangular, sash windows in two bays. The hip roof porch in the right bay, supported by brick piers, dominates the composition. The two windows at the left bay are wide, one-over-one light, double-hung sashes; a narrower, one-over-one light, double-hung sash is above the porch to the right. Limestone is used as coping on the low, brick porch wall, following the line of a continuous sill course at the first story. The lintels are of soldier bricks. A corbeled, molded, brick cornice is surmounted by a brick parapet wall that is defined by higher corner and center blocks.

411. 4532A Gibson Ave. Building Date: c.1910 Photo Log: N/A

Style: No Style

Building Type: Outbuilding

Architect: Unknown Builder: Unknown

This two-car garage building stands in a row of five identical garage buildings serving multi-family houses on Gibson Ave. This building has brick walls capped with clay coping tiles. The two-car garage bay has its historic wood sliding doors. This building has retained its historic integrity and contributes to the District.

412. 4534 Gibson Ave. Building Date: 1905 Photo Log: 138

Style: OTHER: Colonial Revival References

Building Type: Two Family Flat: Shared Side Bay Porch Entrance

Architect: Unknown Builder: T. L. Houser

The façade of this plain building features rectangular, sash windows in both bays. In the right bay, brick piers support a flat roof porch, which doubles as a second-story balcony that has narrow French doors. The two windows at the left bay are wide, one-over-one light, double-hung sashes. Limestone is used as coping on the low brick porch wall, following the line of a continuous sill course at the first story. Below this lower course, brown bricks on a limestone foundation set the base of the building apart from the red brick body. Lintels are of vertically laid bricks. A metal cornice separates the body of the building from the parapet, which uses decorative brick panels and a course of pressed brick (a square floral motif); the flat brick parapet wall is defined by higher corner blocks. The second-story balcony door is an alteration. In addition, it appears that some of the brickwork along the cornice is damaged.

413. 4534A Gibson Ave. Building Date: c.1910 Photo Log: N/A

Style: No Style

Building Type: Outbuilding

Architect: Unknown Builder: Unknown

This two-car garage building stands in a row of five identical garage buildings serving multi-family houses on Gibson Ave. This building has brick walls capped with clay coping tiles. The two-car garage bay has its historic sliding wood doors. This building has retained its historic significance and contributes to the District.

United States Department of the Interior
National Park Service

**NATIONAL REGISTER OF HISTORIC PLACES
CONTINUATION SHEET**

Section 7 Page 119

Forest Park Southeast Historic District
St. Louis (Independent City), Missouri

-
414. **4535 Gibson Ave.** **Building Date:** 1907 **Photo Log:** N/A
Style: OTHER: Historic Eclecticism
Building Type: Two Family Flat: Shared Side Bay Porch Entrance
Architect: Unknown **Builder:** Fred Huseman & Son
More elaborate than the typical "shaped parapet" house, this two-story brick dwelling uses decorative brickwork to form hoods around the paired sash windows and a connecting frieze. Three swags fill the area below the modillion-supported cornice. A parapet with end blocks and a center pediment tops the composition. A hipped porch projects at the left side of the façade. Limestone is used at the first-story sill course; brown brick is used below this.
415. **4539 Gibson Ave.** **Building Date:** 1901 **Photo Log:** 139
Style: OTHER: Prairie References
Building Type: Single Family House
Architect: J. W. Nothstine **Builder:** Whitney Building & Investment
This typical St. Louis, brick foursquare plan uses a full-length, shed-roofed front porch to add outdoor living space. The front door in the left bay has sidelights. A wide frieze runs below the eaves and terminates a foot shy of either side of the building, serves as a continuous lintel for the three upper windows. A hipped-roof dormer projects above.
416. **4541 Gibson Ave.** **Building Date:** 1901 **Photo Log:** 139
Style: OTHER: Historic Eclecticism
Building Type: Single Family House
Architect: J. W. Nothstine **Builder:** Whitney Building & Investment
The left bay of this two-story, two-bay foursquare plan is accented by a projecting front porch with a slightly projecting bay above. Sash windows in the right bay (two at the first story, and one wider window at the second story) are trimmed with limestone sills and brick, flat arch lintels. A hipped dormer makes the third story usable.
417. **4541A Gibson Ave.** **Building Date:** c.1910 **Photo Log:** N/A
Style: No Style
Building Type: Outbuilding
Architect: Unknown **Builder:** Unknown
This brick garage building has a flat roof with side parapet walls capped with clay coping tiles. The front façade has two, single car garage bays with wood doors. There is a window opening within a segmental brick arch on the east façade that has been covered with plywood. The integrity of this building is intact and it clearly conveys its character-defining historic features. It is a contributing resource to the district.
418. **4542 Gibson Ave.** **Building Date:** 1908 **Photo Log:** N/A
Style: OTHER: Colonial Revival References
Building Type: Two Family Flat: Shared Side Bay Porch Entrance
Architect: Hy. Eveker **Builder:** George Vocker
The façade of this plain building features rectangular sash windows in three irregular bays (two narrow bays on

United States Department of the Interior
National Park Service

**NATIONAL REGISTER OF HISTORIC PLACES
CONTINUATION SHEET**

Section 7 Page 120

Forest Park Southeast Historic District
St. Louis (Independent City), Missouri

the left side are balanced by a wider entrance bay to the right). A hip roof porch, supported by brick piers, shelters the double front doors. Limestone is used as coping on the low, brick porch wall, second-story sills, and as a continuous sill course at the first story. A corbeled course of brick supports a metal cornice. The flat, brick parapet wall is defined by slightly projecting corner blocks.

419. 4545-4547 Gibson Ave. Building Date: 1908 Photo Log: 139

Style: OTHER: Historic Eclecticism

Building Type: Four Family Flat: Shared Central Porch

Architect: Hy. Eveker **Builder:** Unknown

This brown brick, four-family flat unites all four front entrances under a centered, shed-roof front porch that has two sets of steps. It appears the original porch roof was flat and doubled as a balcony; red brick infill indicates that the two center windows at the second story were probably doors. The front doors all feature transom windows; wide, rectangular sash windows flank the porch at both stories. A limestone course forms a continuous sill at the first story; lintels are wide limestone blocks. White glazed brick highlights the porch and is used in courses at both stories. Corbeled bricks provide elaboration at the cornice. The parapet above has a terra-cotta cap and raised end blocks with ball finials.

420. 4546 Gibson Ave. Building Date: 1897 Photo Log: N/A

Style: LATE 19TH AND 20TH CENTURY REVIVALS: Colonial Revival

Building Type: Two Family Flat: Full Width Porch

Architect: Unknown **Builder:** Unknown

This two story building shares a number of design elements with the building to the west including almost identical profiles and footprints. Both buildings present a side gable to the street; this building is punctuated by two shingled, gabled dormers. Double doors at the second story of the left bay lead onto a full-length, flat-roof front porch. Lancet-arched window panes embellish the double doors' transom, as well as the upper sash of the window in the right bay. The front door, which is in the right bay, features side and transom lights; the window at the left bay is a wide, rectangular, one-over-one light, double-hung sash. Like many buildings in the neighborhood, the front porch here uses classical detailing such as dentils (also repeated at the cornice). The gable roof extends about two-thirds the depth of the building, after which the roof is flat.

421. 4546A Gibson Ave. Building Date: c.1905 Photo Log: N/A

Style: No Style

Building Type: Outbuilding

Architect: Unknown **Builder:** Unknown

This wood frame outbuilding resembles a small carriage barn and has a gable front roof clad with asphalt shingles. The original clapboards clad the walls and the two historic sliding doors are intact. A small square window opening is centered on the west façade. This building retains a very high degree of historic integrity, representing the automobile transition period. It is a contributing resource to the District.

United States Department of the Interior
National Park Service

**NATIONAL REGISTER OF HISTORIC PLACES
CONTINUATION SHEET**

Section 7 Page 121

Forest Park Southeast Historic District
St. Louis (Independent City), Missouri

-
422. **4548 Gibson Ave.** **Building Date:** 1897 **Photo Log:** N/A
Style: OTHER: Historic Eclecticism
Building Type: Two Family Flat: Shared Side Bay Porch Entrance
Architect: Unknown **Builder:** Unknown
This two story building uses eclectic turn-of-the-century design elements, including a steeply peaked dormer with an Palladian window arrangement. A pair of round-arched windows at the second story of the right bay is balanced by a projecting bay window to the left. At the first story, a full-length, shed roof front porch shelters the double front doors in the right bay and the wide rectangular sash window at the left bay. The gable roof extends about two-thirds the depth of the building, after which the roof is flat.
423. **4549 Gibson Ave.** **Building Date:** 1900 **Photo Log:** N/A
Style: OTHER: Historic Eclecticism
Building Type: Single Family House
Architect: Unknown **Builder:** Unknown
This large foursquare plan is distinctive for its limestone, bungalow-style front porch (it appears that the supports are later additions but the frieze and roof are original). The entrance is in the left bay, with a projecting bay window above; paired, double-hung sash windows are in the right bay. A hipped dormer faces the street.
424. **4549A Gibson Ave.** **Building Date:** c.1915 **Photo Log:** 155
Style: No Style
Building Type: Outbuilding
Architect: Unknown **Builder:** Unknown
This wood frame garage building has a gable front roof clad with asphalt roofing material. The front façade has two narrow, single-car garage bays with hinged wood doors. The walls are clad with wood clapboards.
425. **4550 Gibson Ave.** **Building Date:** 1908 **Photo Log:** N/A
Style: LATE 19TH AND 20TH CENTURY REVIVALS: Colonial Revival
Building Type: Two Family Flat: Shared Side Bay Porch Entrance
Architect: Alfred How **Builder:** George Vocker
The façade of this typical two-family flat is divided into three bays of roughly equal width (the right bay with its prominent front porch is slightly wider than the other two bays). All windows are rectangular, one-over-one light, double-hung sashes, set on continuous limestone sill courses at both stories. Double courses of white glazed brick are above each limestone course and just below the cornice. Thick lintels are also of limestone. A plain brick parapet wall rises above a metal cornice. The front porch uses typical classically inspired detailing, including dentils at the cornice. Below the limestone sill course of the first story, brown bricks on a limestone foundation set the base of the building apart.
426. **4551 Gibson Ave.** **Building Date:** 1924 **Photo Log:** N/A
Style: OTHER: Craftsman/Prairie References
Building Type: Two Family Flat: Full Width Porch
Architect: A. H. Wieldt **Builder:** A. H. Wieldt
This later shaped-parapet style building uses low-pitched gables, one at the full-length porch and another applied

United States Department of the Interior
National Park Service

**NATIONAL REGISTER OF HISTORIC PLACES
CONTINUATION SHEET**

Section 7 Page 122

Forest Park Southeast Historic District
St. Louis (Independent City), Missouri

over the second story to create a more Craftsman style effect. Although modern siding fills the gable ends, at one time they probably had half-timbering or another period treatment. Windows in the left bay are paired, double-hung sashes with three-over-one lights; at the right bay, a single, double-hung sash window is above the two entries. The façade is of variegated brick.

427. **4551A Gibson Ave.** **Building Date:** c.1920 **Photo Log:** 155

Style: No Style

Building Type: Outbuilding

Architect: Unknown **Builder:** Unknown

This brick garage building has a gable front roof clad with rolled asphalt. The front façade has two, single car garage bays with hinged wood doors covered with plywood. This building retains its historic integrity and contributes to the District.

428. **4552 Gibson Ave.** **Building Date:** 1902 **Photo Log:** N/A

Style: LATE VICTORIAN: Queen Anne

Building Type: Two Family Flat: Side Bay Recessed Entrance

Architect: Louis Hermann **Builder:** George Vocker

This variant of the "shaped parapet" sub-type is distinguished by its slightly projecting right bay, which comprises approximately one-third of the façade, and is capped by a pyramidal, turret-like roof. On either side of the entrance, brick pilasters with Corinthian capitals form the imposts of the upper, round-arched window. A brick spandrel panel with painted cartouche separates the entry from the upper window. At the wider left bay, a round-arched window defined by molded brick is crowned with a brick keystone that extends up to meet the limestone sill course of the upper, segmental arched window. The façade is primarily red brick, with brown brick used at the foundation, the pilasters and the turret area.

429. **4553 Gibson Ave.** **Building Date:** 1908 **Photo Log:** N/A

Style: OTHER: Historic Eclecticism

Building Type: Two Family Flat: Shared Side Bay Porch Entrance

Architect: C. W. Breitschuh **Builder:** C. W. Breitschuh

This eclectic combination of Renaissance motifs is one of the more distinctive buildings in the neighborhood. The first story of this two-family flat is faced with coursed, rough-faced limestone to the springing point of the arched first-story windows. Smooth limestone outlines the first-story arches and is used as the second-story sill course, and as keystones and parapet coping above. A stepped parapet wall outlines the side-facing gable at the front of the building. The front porch uses the same materials as the rest of the first story; Corinthian-style capitals support the porch roof and balcony above.

430. **4553A Gibson Ave.** **Building Date:** c.1910 **Photo Log:** 155

Style: No Style

Building Type: Outbuilding

Architect: Unknown **Builder:** Unknown

This wood frame garage building has a gable front roof clad with asphalt shingles. The walls retain the historic narrow clapboards and the front façade has a wide, single car garage bay with a wood overhead door. This

United States Department of the Interior
National Park Service

**NATIONAL REGISTER OF HISTORIC PLACES
CONTINUATION SHEET**

Section 7 Page 123

Forest Park Southeast Historic District
St. Louis (Independent City), Missouri

building has maintained a significant degree of its integrity and therefore is a contributing resource to the District.

431. **4554 Gibson Ave.** **Building Date:** 1909 **Photo Log:** N/A
Style: OTHER: Historic Eclecticism
Building Type: Two Family Flat: Side Bay Recessed Entry
Architect: Herman J. Burgdorf **Builder:** B. J. Charleville B & I Co.
This two-story two-family flat, uses brick patterns to break up the otherwise flat façade. Two front doors are recessed behind a round-arched entry in the right bay; both the entry and the wide sash window above are outlined in radiating narrow brick. At the left bay, paired, rectangular, sash windows at both floors are connected by a frame of molded brick which runs from the sill course of the lower window to define the surround of the upper story windows. Limestone is used for the foundation, sills, impost, keystones at the first story, and as triangular inserts to either side of the upper left window. The parapet appears to be missing its upper courses of brick above a metal cornice.
432. **4559 Gibson Ave.** **Building Date:** 1904 **Photo Log:** N/A
Style: OTHER: Colonial Revival References
Building Type: Two Family Flat: Shared Side Bay Porch Entrance
Architect: Unknown **Builder:** Frank Arnold
This building's simple façade treatment is distinguished from other properties on the block by the use of rough-faced, coursed limestone, and of smooth-faced limestone quoins at the rectangular window openings. Two narrow hipped dormers contain the one-over-one light, double-hung sash windows. The entry treatment, with a leaded glass transom over a front door with a round beveled glass window, is notable.
433. **4559A Gibson Ave.** **Building Date:** c.1915 **Photo Log:** N/A
Style: No Style
Building Type: Outbuilding
Architect: Unknown **Builder:** Unknown
This wood frame garage building has a shallow shed roof that slopes gently backward and is clad with rolled asphalt. The walls are clad with vertical, narrow boards. The front façade has three, single car garage bays with the historic sliding wood doors intact.
434. **4560 Gibson Ave.** **Building Date:** 1900 **Photo Log:** 106
Style: OTHER: Historic Eclecticism
Building Type: Two Family Flat: Shared Side Bay Porch Entrance
Architect: Unknown **Builder:** Unknown
This single-family home presents a compact façade to the street, disguising the fact that in plan it is the largest house on the block. The projecting left bay uses identical wide, round-arched windows, one at each story; another smaller, round-arched window is at the right bay of the second story. The front porch uses Corinthian columns and classical detailing for a very different stylistic mood. With the exception of limestone sills, all of the detailing on the façade is of plain and shaped brick.

United States Department of the Interior
National Park Service

**NATIONAL REGISTER OF HISTORIC PLACES
CONTINUATION SHEET**

Section 7 Page 124

Forest Park Southeast Historic District
St. Louis (Independent City), Missouri

435. **4563 Gibson Ave.** **Building Date:** 1910 **Photo Log:** N/A

Style: LATE 19TH AND 20TH CENTURY REVIVALS: Colonial Revival

Building Type: Two Family Flat: Full Width Porch

Architect: Unknown **Builder:** Unknown

This single-family foursquare is distinguished by a full-length, shed roof front porch with paired Ionic colonette supports. A bay window above the entrance in the west bay is balanced by two arched windows at the east side of the façade. The wide overhang is visually supported by three modillions; a hip-roofed dormer finishes the façade.

436. **4563A Gibson Ave.** **Building Date:** c.1915 **Photo Log:** N/A

Style: No Style

Building Type: Outbuilding

Architect: Unknown **Builder:** Unknown

This wood frame garage building has a gable front roof clad with rolled asphalt and walls clad with the historic narrow clapboards. The front façade has three, single-car garage bays, each with the historic hinged, wood paneled doors.

437. **4564 Gibson Ave.** **Building Date:** 1895 **Photo Log:** 106

Style: OTHER: Historic Eclecticism

Building Type: Two Family Flat: Full Width Porch

Architect: Unknown **Builder:** Unknown

This building is dominated by an unusually shaped wall dormer with stepped sides and a festooned gable. A full-length front porch divides what would otherwise be a vertically dominated composition. A variety of window types enliven the façade. Three round-arched sash windows are in the right bay above a pair of extra-tall rectangular windows; and a pair of smaller, rectangular sash windows are in the left bay above the front door. All trim, with the exception of limestone sills, is of plain or molded brick.

438. **4565 Gibson Ave.** **Building Date:** 1907 **Photo Log:** N/A

Style: OTHER: Colonial Revival References

Building Type: Two Family Flat: Shared Side Bay Porch Entrance

Architect: Unknown **Builder:** Michael Laherty

This austere, brick two-story dwelling has a projecting porch at the west bay of the façade. Its window openings are rectangular, with one-over-one light, double-hung sash windows in all three bays. The sills are of limestone. The front parapet wall is flat with a gable peak in the center.

439. **4565A Chouteau** **Building Date:** c.1910 **Photo Log:** N/A

Style: No Style

Building Type: Outbuilding

Architect: Unknown **Builder:** Unknown

This brick garage building has a flat roof with side parapet walls capped with clay coping tiles. The front (alley) façade has two, single car garage bays with metal overhead doors. The building retains its historic integrity and contributes to the District.

United States Department of the Interior
National Park Service

**NATIONAL REGISTER OF HISTORIC PLACES
CONTINUATION SHEET**

Section 7 Page 125

Forest Park Southeast Historic District
St. Louis (Independent City), Missouri

-
440. **4566 Gibson Ave.** **Building Date:** 1907 **Photo Log:** N/A
Style: OTHER: Historic Eclecticism
Building Type: Two Family Flat: Shared Side Bay Porch Entrance
Architect: Unknown **Builder:** A. E. Spencer
Distinguished from a conventional "shaped parapet" residence by its steep false-mansard roof, this building uses separate front doors at the hiproof porch in the left (west) bay. The bay window above the porch extends up into a turret- like roof projection, One-over-one light, double-hung sash windows; and a wide wooden cornice define the building as do the squared, Corinthian porch piers. This building's design mirrors that of 4579-4581 Gibson Avenue which was constructed by the same builder a year earlier.
441. **4566A Gibson Ave.** **Building Date:** c.1910 **Photo Log:** 157
Style: No Style
Building Type: Outbuilding
Architect: Unknown **Builder:** Unknown
This brick garage building has a flat roof and side parapet walls capped with clay coping tiles. The front façade has a single car garage bay with a metal overhead door. This building retains its integrity of size, scale, massing, materials and sense of place. It is a contributing resource to the District.
442. **4571 Gibson Ave.** **Building Date:** 1910 **Photo Log:** N/A
Style: OTHER: Colonial Revival References
Building Type: Two Family Flat: Shared Side Bay Entrance Porch
Architect: G. Becker **Builder:** G. H. Milz
The parapet shape of this dwelling, resembling a Flemish gable and its bracket-like corbelling at the cornice distinguish this otherwise plain building from its neighbors. It appears that whatever capitals may have adorned the brick piers of the hipped-roof front porch at the west bay have been removed. A course of limestone at the first-story sills separates the red brick body from the brown brick used at the basement level.
443. **4575 Gibson Ave.** **Building Date:** 1907 **Photo Log:** N/A
Style: LATE 19TH AND 20TH CENTURY REVIVALS: Colonial Revival
Building Type: Two Family Flat: Full Width Porch
Architect: Louis Horman **Builder:** George Vocker
This architect-designed two-family flat features a porch with four tapered, Ionic columns, connected by a wooden balustrade, supporting a dentilled frieze and a flat roof, which probably served as a balcony at one time. The front doors and the balcony walk-out are located in the west (left) bay of the façade. Rectangular sash windows are in the two east bays. The stepped parapet is over a metal cornice visually supported by dentils.
444. **4575A Gibson Ave.** **Building Date:** c.1910 **Photo Log:** 156
Style: No Style
Building Type: Outbuilding
Architect: Unknown **Builder:** Unknown
This brick garage building has the typical flat roof with low parapet walls of the garage buildings in the District.

United States Department of the Interior
National Park Service

**NATIONAL REGISTER OF HISTORIC PLACES
CONTINUATION SHEET**

Section 7 Page 126

Forest Park Southeast Historic District
St. Louis (Independent City), Missouri

The front façade is three, single car garage bays wide, each bay containing wood doors, one set of which is hinged and the other are sliding. The roof extends forward over the bays, which is unique in the District.

445. 4577 Gibson Ave. Building Date: 1910 Photo Log: N/A

Style: LATE 19TH AND 20TH CENTURY REVIVALS: Colonial Revival

Building Type: Two Family Flat: Shared Side Bay Porch Entrance

Architect: Unknown Builder: A. E. Spencer

This typical, brick, "shaped parapet" dwelling features separate front doors at the hipped-roof porch in the left (west) bay; a bay window above the porch; one-over-one light, double-hung sash windows; corbeled brick supporting a terra-cotta cornice; and a stepped parapet with terra-cotta cap. A limestone course at the first-story window sills separates the red brick façade from the brown brick at the basement level.

446. 4579-4581 Gibson Ave. Building Date: 1906 Photo Log: N/A

Style: OTHER: Historic Eclecticism

Building Type: Two Family Flat: Shared Side Bay Porch Entrance

Architect: C. W. Pomeroy Builder: A. E. Spencer

Distinguished from a conventional "shaped parapet" dwelling by its steep false-mansard roof, this building features separate front doors at the hipped-roof porch in left (west) bay; bay window above the porch extending up into a turret-like roof projection; one-over-one light sash windows; and a wide wooden cornice. Boards cover the basement windows of the façade. This building's design mirrors that of 4566 Gibson Avenue which was constructed by the same builder a year later.

447. 1034 Kingshighway Building Date: 1906 Photo Log: 64, 180

Style: LATE 19TH AND 20TH CENTURY REVIVALS: Late Gothic Revival

Building Type: Religious Facility: Church

Architect: A. B. Groves Builder: W. W. Muir

Anchoring the corner of Kingshighway Boulevard and Gibson Avenue, the façade of this brick church is divided into five bays. Double-door entrances are located in each of the projecting end bays, within pointed archways with limestone quoins. The three center bays contain distinguishing pointed arch, stained-glass windows, which make use of the same limestone quoins as each of the entrances and fenestration throughout the building. The roof is predominately flat with selected sections being gabled, such as the north façade's projecting entrance. Patterned brickwork, in the form of bands of soldier brick and headers, is located throughout between the stone embellishments, which are found at each window, door and parapet, including the water table. Below the water table is a basement level of rectangular paired windows at ground level. This building has retained a very high degree of historic integrity.

United States Department of the Interior
National Park Service

**NATIONAL REGISTER OF HISTORIC PLACES
CONTINUATION SHEET**

Section 7 Page 127

Forest Park Southeast Historic District
St. Louis (Independent City), Missouri

-
448. **1052-1056 Kingshighway** **Building Date:** 1927 **Photo Log:** 64, 102
Style: MODERN MOVEMENT: Art Deco
Building Type: **Social:** Meeting Hall
Architect: **Nolte & Nauman** **Builder:** **Unknown**
The Lambskin Temple, a large Art Deco Masonic temple, is stylistically unique for this vernacular neighborhood. See National Register Section 7. This building's address on the city map is 1052 Kingshighway Boulevard. The building permit lists 1056 Kingshighway Boulevard as this building's address. The building is listed on the National Register of Historic Places.
449. **1060 Kingshighway** **Building Date:** 1909 **Photo Log:** 64
Style: OTHER: Prairie References
Building Type: **Single Family House**
Architect: **Unknown** **Builder:** **A. B. Finch**
This limestone-faced, wood frame house has a typical vernacular design, with a full-length, shed roof front porch and a gabled side bay. All windows at the west, east and south are rectangular sashes with limestone lintels and sills.
450. **1070 Kingshighway** **Building Date:** c.1915 **Photo Log:** N/A
Style: No Style
Building Type: **Neighborhood Commercial Building: Two Part Commercial Block**
Architect: **Unknown** **Builder:** **Unknown**
With a wide setback from the road, this brick neighborhood commercial building rises two stories to a flat roof with a flat parapet. The first story contains the commercial space, with large storefront windows occupying the left bays. A belt course divides the first-story commercial space from the second-story residential space, which has two rectangular sash windows with stone sills.
451. **1076 Kingshighway** **Building Date:** 1906 **Photo Log:** 63, 179
Style: OTHER: Historic Eclecticism
Building Type: **Two Family Flat: End Bays Entrances**
Architect: **O. R. S. Tabor** **Builder:** **F. J. Cornwell & Sons**
This building and its neighbor to the south are unusual examples in the survey area of turn-of-the-century two-family flats with separate entrances at opposite ends of the façade. In this case, a wide window is between two hip-roofed porches. At the second story, there are two wide, sash windows with a stone sill course. A steep-pitched roof has been applied between two side parapet walls, hiding the flat roof behind.
452. **1080 Kingshighway** **Building Date:** 1906 **Photo Log:** 63, 179
Style: No Style
Building Type: **Two Family Flat: End Bays Entrances**
Architect: **O. R. S. Tabor** **Builder:** **F. J. Cornwell & Sons**
This red brick building and its neighbor to the north are unusual examples in the survey area of turn-of-the-century two-family flats with separate entrances at opposite ends of the façade. Both doors and the central

United States Department of the Interior
National Park Service

**NATIONAL REGISTER OF HISTORIC PLACES
CONTINUATION SHEET**

Section 7 Page 128

Forest Park Southeast Historic District
St. Louis (Independent City), Missouri

window on the first story have been given surrounds of vertical wood pieces; the window has been divided with the installation of two narrow windows. At the second story, there are two wide, sash windows with a stone sill course. A steep-pitched roof has been applied between two side parapet walls, hiding the flat roof behind.

453. **1084 Kingshighway** **Building Date:** 1922 **Photo Log:** 63, 179

Style: OTHER: Craftsman References

Building Type: Multi-Family Walk Up

Architect: O. J. Popp **Builder:** L. Schaffer

This apartment building uses wire-cut variegated dark brick. A side gable with a centered cross gable runs across the front of the building; behind which, the roof appears to be flat. The symmetrical façade is organized into three bays. The two outer bays feature paired sash windows on stone sills with added metal awnings. In the center bay, a bracketed and gabled hood over the replacement front door is below a sash window at the interior stair landing. Soldier bricks are used in a stringcourse and as flat-arched lintels. The gable roof is tiled and uses pointed vergeboards. Basement windows have been filled in with glass block.

454. **1086-1088 Kingshighway** **Building Date:** 1903 **Photo Log:** 63, 179

Style: OTHER: Historic Eclecticism

Building Type: Four Family Flat: Recessed Central Entrances

Architect: J. M. Crotty **Builder:** L. A. Bowlin

The façade of this four-family flat is divided into four bays. The front doors are recessed behind two round-arched openings in the center bays, which project slightly. Narrow sash windows are above. At the outer bays, round-arched windows continue the motif at the first story; wide rectangular windows are at the second story. The roof is flat behind a steep-pitched roof which exists only at the front of the building.

455. **1092-1094 Kingshighway** **Building Date:** 1902 **Photo Log:** 63, 179

Style: No Style

Building Type: Four Family Flat: Recessed Central Entrances

Architect: Unknown **Builder:** Joseph M. Crotty

This red brick four-family flat has front doors in the two center bays; at the second story, door-sized openings onto a porch that no longer exists have been filled in with windows. Windows at the outer bays are wide, with segmental arched openings at the first story (boarded at the right bay) and rectangular ones above. The building's roof is flat but a strip of hipped roof is added at the front to finish the façade.

456. **1106 Kingshighway** **Building Date:** 1915 **Photo Log:** N/A

Style: LATE 19TH AND EARLY 20TH CENTURY AMERICAN MOVEMENTS: Bungalow/Craftsman

Building Type: Two Family Flat: Full Width Porch

Architect: Sam Koplár **Builder:** Sam Koplár

This bungalow has brick cladding with full-length limestone front porch. Its battered piers and gable roof (with false half-timbering in the gable end) are classic Craftsman style motifs. The building has a low-pitched gable roof with pointed vergeboards; at the second story and in the front gable end, a tile-roofed shallow bay projects. A porte-cochere to the north covers the side drive.

United States Department of the Interior
National Park Service

**NATIONAL REGISTER OF HISTORIC PLACES
CONTINUATION SHEET**

Section 7 Page 129

Forest Park Southeast Historic District
St. Louis (Independent City), Missouri

457. **1106A Kingshighway** **Building Date:** c.1915 **Photo Log:** N/A

Style: No Style

Building Type: Outbuilding

Architect: Unknown **Builder:** Unknown

This wood frame garage building has a gable front roof that is clad with asphalt and has exposed rafter tails. The historic narrow clapboards remain in the gable, but have been covered with rolled asphalt throughout. There is a single, two-car garage bay with an overhead door on the front (alley) façade. Despite the reversible alterations, this building retains a high degree of integrity and is a contributing resource to the District.

458. **1110 Kingshighway** **Building Date:** 1923 **Photo Log:** 62

Style: OTHER: Craftsman References

Building Type: Multi-Family Walk Up

Architect: O. J. Popp **Builder:** H. L. Schaeffer

This apartment building uses wire-cut variegated brick. A side gable with a centered cross gable runs across the front of the building; behind which, the roof appears to be flat. The symmetrical façade is organized into three bays. The two outer bays feature paired, eight-over-one light, double-hung sash windows on stone sills; in the center bay, a bracketed and gabled hood over the replacement front door is below an empty window opening at the interior stair landing. Soldier bricks are used in a stringcourse and as flat-arched lintels. The gable roof is tiled and uses pointed vergeboards. Boards cover the basement windows.

459. **1124 Kingshighway** **Building Date:** 1925 **Photo Log:** 61

Style: LATE 19TH AND 20TH CENTURY REVIVALS: Late Gothic Revival

Building Type: Religious Facility: Church

Architect: T. Steinmeyer **Builder:** Kremer & Voirol

Anchoring the corner of Wichita Avenue and Kingshighway Boulevard, this gable-front brick church forms an irregular compound plan that is distinguished by a four-story flat roof bell tower at the southwest corner. The main entrances are centered on the gable end through a set of three flattened gothic archways, which form the visual base of a layered composition of vertical gothic forms and windows eventually reaching up to and slightly past the eaves. With the exception of the tall, narrow, stained-glass, pointed arch windows at the gabled façade, the windows throughout the building are very narrow, segmental arch windows sitting on limestone sills, with the first-story windows embellished with keystones. A stone water table delineates the basement level where small windows are located at ground level. As the tower rises, the windows are progressively smaller, located in narrow, single segmental archways on stone sills, until the fourth story where a stone belt course visually separates the vertical stonework and large, louvered, flattened gothic archways. This building has retained a very high degree of historic integrity.

460. **4351 Manchester Ave.** **Building Date:** c.1905 **Photo Log:** 1

Style: LATE VICTORIAN: Queen Anne

Building Type: Neighborhood Commercial Building: Two Part Commercial Block

Architect: Unknown **Builder:** Unknown

This two story, two part brick commercial block occupies the northeast corner lot of Manchester Avenue and South Newstead Avenue, wrapping the corner with a distinctive corner tower with a conical roof. The building

United States Department of the Interior
National Park Service

**NATIONAL REGISTER OF HISTORIC PLACES
CONTINUATION SHEET**

Section 7 Page 130

Forest Park Southeast Historic District
St. Louis (Independent City), Missouri

has a flat roof with a modestly shaped parapet capped with clay coping tiles. The first story south façade consists of the original cast iron storefront with a corner entrance and the windows covered with wood panels. The west façade contains an additional smaller storefront covered with wood panels and flanked by round arched window and door openings distinguished by stone sills and lintels. The second story of each façade contains regularly spaced segmental arched window bays. At the second story, the south façade is five symmetrical bays wide with brick piers dividing each bay, the tower contains two rectangular window bays, and the west façade has eight bays, all of which are visually bound by the continuous stone beltcourse at sill level. A second beltcourse at lintel level spans the south façade and tower. The cornice consists of corbelled brick, terra-cotta plaques, and pressed metal cornice molding with dentils. The design elements of the south façade of this building are duplicated in the multi-family flat next door to the east at 4343-4347 Manchester Avenue. This building has retained a very high degree of historic integrity.

461. 4343-4347 Manchester Ave. Building Date: c.1905 Photo Log: 1

Style: LATE VICTORIAN: Queen Anne

Building Type: Six Family Flat

Architect: Unknown Builder: Unknown

This two story brick building has a flat roof with a modestly shaped parapet capped with clay coping tiles. The front façade is six bays wide. The first story has three stoops leading to recessed entryways containing two entrance doors behind a wide brick arch. These entrances alternate with wide arched window bays containing paired double-hung sash with a transom fitting the arch above. The second story consists of six alternating bays of paired double-hung windows within wide segmental arches and pairs of round arched windows with keystones, with each bay divided by a brick pier. All of the second story windows sit on a continuous stone beltcourse at sill level, are visually bound by a second beltcourse at lintel level, and all have transoms fitting the arch above. The cornice consists of corbelled brick, terra-cotta plaques and pressed metal cornice molding with dentils. The decorative elements of this building are identical to the two-part commercial building to the west at 4351 Manchester Ave. This building has retained a very high degree of historic integrity.

462. 1042 South Newstead Ave. Building Date: c.1910 Photo Log: N/A

Style: No Style

Building Type: Neighborhood Commercial Building: One Part Commercial Block

Architect: Unknown Builder: Unknown

This one story, brick commercial block is situated at the rear of 4398D Gibson Ave. It has a modestly shaped parapet capped with white terra-cotta. The front façade consists of two symmetrical storefronts with a central pedestrian entrance flanked by large storefront windows, which have been covered by plywood. A beltcourse of white terra-cotta forms a modest cornice line. The alterations to this building are reversible and it has retained its historic integrity of size, scale, massing, materials and sense of place. It is a contributing resource to the District.

United States Department of the Interior
National Park Service

**NATIONAL REGISTER OF HISTORIC PLACES
CONTINUATION SHEET**

Section 7 Page 131

Forest Park Southeast Historic District
St. Louis (Independent City), Missouri

463. 1048 South Newstead Ave. Building Date: Unknown Photo Log: N/A

Style: No Style

Building Type: Outbuilding

Architect: Unknown Builder: Unknown

Unique for its location at the back of a lot, this red brick rises two stories to a flat roof and is four-bays wide. The fenestration is identical throughout, with each window opening within a segmental arch of decorative pressed brick voussoirs and containing one-over-one sash with stone sills. A metal awning shelters each window. An applied metal awning shades the main entrance, which is in the leftmost bay. Square terra-cotta plaques and corbelled brick embellish the parapet wall..

464. 1077-1079 South Newstead Ave. Building Date: 1924; 1935 Photo Log: N/A

Style: OTHER: Historic Eclecticism

Building Type: Neighborhood Commercial Building

Architect: Unknown Builder: T. A. Bidwell

This low commercial building was constructed in several stages. The original 1924 building at 1079 South Newstead Avenue was a three-bay storefront with a centered front door and a raised center block on the parapet wall. The addition at 1077 South Newstead Avenue duplicated the original, the door is in the left bay. Both sides are constructed of wire-cut variegated brick and have a raised brick panel above the transom windows. A final addition north of the 1077 half is two-bays wide and faced with Perma-stone. The alteration to the addition does not preclude the building's ability to contribute to the District's significance.

465. 1082 South Newstead Ave. Building Date: c.1910 Photo Log: N/A

Style: No Style

Building Type: Single Family Shotgun

Architect: Unknown Builder: Unknown

This two-bay, brick shotgun house has common design elements for this building type in the District. A shallow applied pent roof form shelters the entrance door in the left bay. The right bay contains a large, round-arched window. White terra-cotta molding embellishes the parapet, which is coped with white terra-cotta and is shaped with upward projections at the center and at each end.

466. 1082A South Newstead Ave. Building Date: c.1910 Photo Log: N/A

Style: No Style

Building Type: Outbuilding

Architect: Unknown Builder: Unknown

This brick garage building has a gable end roof clad with asphalt shingles and with a small chimney at the ridge of the west gable. The front façade has three, single-car garage bays with the historic sliding wood doors intact.

467. 1083 South Newstead Ave. Building Date: 1915 Photo Log: 122

Style: OTHER: Historic Eclecticism

Building Type: Neighborhood Commercial Building

Architect: Unknown Builder: Unknown

The front building at this address may have once been a stable or other type of service building, judging by its

United States Department of the Interior
National Park Service

**NATIONAL REGISTER OF HISTORIC PLACES
CONTINUATION SHEET**

Section 7 Page 132

Forest Park Southeast Historic District
St. Louis (Independent City), Missouri

unusual fenestration. The two-story brick construction features a gable roof with wall dormers and slightly flared eaves supported by Craftsman-style brackets. The walls are laid in Flemish stretcher bond, with courses of alternating headers and stretchers that are separated by several courses of stretchers. At the front (South Newstead Avenue) elevation, two doors flank a wide, segmental arch window (filled in with shutters; an identical window boarded) is the only opening on this side of the second story. The right (north) door has a gabled hood supported by knee brace brackets like those at the eaves. A garage-like building is attached to the rear and forms a wide L-shape around the property.

468. 1086-1088 South Newstead Ave. Building Date: Unknown Photo Log: 172

Style: No Style

Building Type: Four-Family Flat

Architect: Unknown Builder: Unknown

This two-story, building has three entrance doors occupying the three center bays of the five-bay-wide front façade. Each of the openings are within segmental arches embellished with decorative pressed brick voussoirs and stone sills. The windows throughout are one-over-one light, double-hung sashes. The flat roof has a flat parapet.

469. 1092 South Newstead Ave. Building Date: Unknown Photo Log: 2, 172

Style: LATE 19TH AND 20TH CENTURY REVIVAL STYLES: Colonial Revival

Building Type: Two Family Flat: Central Recessed Entry

Architect: Unknown Builder: Unknown

This brick building has retained a high degree of its Colonial Revival inspired design elements. This two-story building is four symmetrical bays wide and rises to a flat roof. The main entrances are located in the center two bays with a transom under a stone lintel. The first-story windows have stone lintels and the second-story windows are all within segmental arches. All of the windows are one-over-one light sashes that rest on stone sills, with the two center, second-story windows being narrower than the outer bays. Modest corbelled brickwork and a pressed metal molding decorate the cornice.

470. 4413 Oakland Ave. Building Date: 1908 Photo Log: N/A

Style: OTHER: Historic Eclecticism

Building Type: Two Family Flat: Side Bay Recessed Entry

Architect: Herman J. Burgdorf Builder: A. E. Spencer

The brick façade of this two-story building has rectangular openings; those on the first story are crowned by blind arches outlined in molded brick, with three courses of raised brick connecting the tops of the openings just below the lintel level. The two front doors are set back behind the right bay. A metal cornice separates the simple parapet wall.

471. 4414 Oakland Ave. Building Date: 1902 Photo Log: N/A

Style: OTHER: Historic Eclecticism

Building Type: Single Family: Shotgun

Architect: Alfred How Builder: Alfred How

This shotgun house is one of three in a row built by Alfred How from a 1902 permit. The front door is at the top

United States Department of the Interior
National Park Service

**NATIONAL REGISTER OF HISTORIC PLACES
CONTINUATION SHEET**

Section 7 Page 133

Forest Park Southeast Historic District
St. Louis (Independent City), Missouri

of a flight of concrete steps at the right bay; the left bay has a wide window over a segmental arched basement window with radiating voussoirs. Above a bracketed cornice, a false front roof slopes forward between two side parapet walls, which extend back only a few feet to hide the flat roof behind. Metal awnings have been installed at the front door and window, and at the east windows.

472. **4415 Oakland Ave.** **Building Date:** 1915 **Photo Log:** N/A

Style: OTHER: Historic Eclecticism

Building Type: Single Family: Shotgun

Architect: A. J. Gamach **Builder:** A. J. Gamach

This later example of a one-story house in the survey area has a brown brick façade with a stepped, terra-cotta-capped parapet wall set off by a metal cornice. The front door in the left bay has a wide sidelight. Metal awnings cover the front porch and the single window on the first-story façade. A recent city map places this property on a lot numbered 4417 Oakland Avenue.

473. **4416 Oakland Ave.** **Building Date:** 1902 **Photo Log:** N/A

Style: OTHER: Historic Eclecticism

Building Type: Single Family: Shotgun

Architect: Alfred How **Builder:** Alfred How

This shotgun house is one of three in a row built by Alfred How from a 1902 permit. The front door is at the top of a flight of concrete steps at the right bay; the left bay has a wide window over a segmental arched basement window with radiating voussoirs. Above a bracketed cornice, the false front roof slopes forward between two side parapet walls, which extend back only a few feet to hide the flat roof behind. Metal awnings have been installed at the front door and window.

474. **4417 Oakland Ave.** **Building Date:** 1897 **Photo Log:** N/A

Style: LATE VICTORIAN: Romanesque Revival

Building Type: Two Family Flat: Side Bay Recessed Entry

Architect: Unknown **Builder:** Unknown

This common scheme for a neighborhood two-family flat uses round-arched openings with radiating brick voussoirs connected by molded brick courses at both stories, including the entry at the left bay. The sills are of limestone, as is the foundation at the front of the building (random quarry-faced courses punctuated by two windows). The original parapet wall has been rebuilt without a cornice; conversion from a two-family flat to single-family use has resulted in the insertion of a single front door with sidelights. A recent city map places this building on a lot marked 4419 Oakland Avenue.

475. **4418 Oakland Ave.** **Building Date:** 1902 **Photo Log:** N/A

Style: OTHER: Historic Eclecticism

Building Type: Single Family: Shotgun

Architect: Alfred How **Builder:** Alfred How

This shotgun house is one of three in a row built by Alfred How from a 1902 permit. The front door is at the top of a flight of concrete steps at the right bay; the left bay has a wide window over a segmental arched basement window with radiating voussoirs. A false front roof slopes forward between two side parapet walls, which extend back only a few feet to hide the flat roof behind. Metal awnings have been installed at the front door and

United States Department of the Interior
National Park Service

**NATIONAL REGISTER OF HISTORIC PLACES
CONTINUATION SHEET**

Section 7 Page 134

Forest Park Southeast Historic District
St. Louis (Independent City), Missouri

window. The front door is a recent replacement. The brackets have been enclosed within a soffit and siding applied over the cornice.

476. **4420 Oakland Ave.** **Building Date:** 1910 **Photo Log:** N/A

Style: OTHER: Historic Eclecticism

Building Type: Two Family Flat: Side Bay Recessed Entry

Architect: F. J. Darr

Builder:

Frank J. Darr

This two-family flat has two front doors recessed behind a round-arched entry in the right bay. Above the entry, the one-over-one light window is a standard size, while the two windows in the left bay (rectangular above, round-arched below) are extra wide. A stone course at the first story includes the lower window sill. Corbeled brick is below a metal cornice; the brick parapet wall above has a raised center volume.

477. **4421-4435 Oakland Ave.** **Building Date:** 1890 **Photo Log:** 4, 116

Style: OTHER: Italianate References

Building Type: Ten Family Flat

Architect: Unknown

Builder:

Unknown

This plain row of vaguely Italianate attached flats was designed as a unit, with two slightly projecting four-bay units (also separated from the rest of the building by use of a continuous limestone sill at the second story) just one bay away from either end of the row. Individual front doors (half of which have been filled in as windows in the conversion to larger units) are under round arches; the windows have segmental arches and are wide at the first story and narrower at the second story. The building has a bracketed cornice with a very slight parapet (only a few courses of brick) above. A recent city map places this property on lots numbered 4421 through 4435 Oakland Avenue.

478. **4424-4426 Oakland Ave.** **Building Date:** 1910 **Photo Log:** N/A

Style: OTHER: Historic Eclecticism

Building Type: Four Family Flat: Recessed Central Entrances

Architect: Unknown

Builder:

A. E. Spencer

The façade of this two-story brick building has two round-arched entries in the center two bays. The windows double hung sash windows with one-over-one lights have segmental arches. A corbeled brick and terra-cotta cornice is below a stepped parapet wall.

479. **4428 Oakland Ave.** **Building Date:** 1910 **Photo Log:** 6, 7

Style: OTHER: Historic Eclecticism

Building Type: Two Family Flat: Shared Side Bay Porch Entrance

Architect: Unknown

Builder:

A. E. Spencer

This two-family flat has two front doors at the hip roof front porch in the right bay. The second-story one-over-one light windows are standard size, while the lower window in the left bay is wider. Corbeled brick is below a terra-cotta cornice; the brick parapet wall above has a raised center and end blocks. The original front porch posts and rails have been replaced with a very simple lumber alternative.

United States Department of the Interior
National Park Service

**NATIONAL REGISTER OF HISTORIC PLACES
CONTINUATION SHEET**

Section 7 Page 135

Forest Park Southeast Historic District
St. Louis (Independent City), Missouri

480. **4430 Oakland Ave.** **Building Date:** 1911 **Photo Log:** 6, 7
Style: OTHER: Historic Eclecticism
Building Type: Two Family Flat: Shared Side Bay Porch Entrance
Architect: T. J. Buckley **Builder:** T. J. Buckley
This two-family flat has two front doors at the hip roof front porch in the right bay. Above the porch and at the left bay are one-over-one light windows. A stone course at the first-story sill level, which separates the red brick façade from the brown brick used at the basement level, continues as coping at the low porch walls. The parapet wall, with its raised end and center blocks, is set off by two courses of molded brick. Light-colored mortar has been used to repoint the second story. In spite of the glass brick infill at the entrance, this building has retained its character-defining features.
481. **4432 Oakland Ave.** **Building Date:** 1911 **Photo Log:** 6, 7
Style: OTHER: Historic Eclecticism
Building Type: Two Family Flat: Shared Side Bay Porch
Architect: Unknown **Builder:** A. E. Spencer
This two-family flat has two front doors at the hip roof front porch in the right bay. The one-over-one light windows at the second story are standard size, while the lower window in the left bay is wider. Corbeled brick is below a terra-cotta cornice; the brick parapet wall above has raised center and end blocks with terra-cotta coping and a white glazed brick geometric design.
482. **4432A Oakland Ave.** **Building Date:** c.1911 **Photo Log:** N/A
Style: No Style
Building Type: Outbuilding
Architect: Unknown **Builder:** Unknown
This wood frame garage building has a gable front roof clad with asphalt and exposed rafter tails. The walls are clad with faux brick rolled asphalt throughout and the front façade has two, single car garage bays with wood overhead doors. The west façade reveals a rectangular window opening.
483. **4439 Oakland Ave.** **Building Date:** 1907 **Photo Log:** N/A
Style: OTHER: Colonial Revival References
Building Type: Two Family Flat: Shared Side Bay Porch Entrance
Architect: Fred E. A. Darr **Builder:** Fred E. A. Darr
This brown brick two-family flat has segmental arch windows at the façade. These windows are wide at the right bay, and are narrow above the two front doors in the left bay. A limestone course acts as a sill at the first story; a double course of white glazed brick connects the second-story sills. A metal awning replaces a hip or gable roof front porch. The basement window at the façade has a wide limestone lintel. Corbeled brick supports a metal cornice below a parapet wall with raised end blocks. The sides of the building are also brown brick. In spite of losing its original entrance porch, the character-defining features, such as fenestration, scale, massing, shaped parapet and cornice detailing, are all intact. This building retains its historic integrity.

United States Department of the Interior
National Park Service

**NATIONAL REGISTER OF HISTORIC PLACES
CONTINUATION SHEET**

Section 7 Page 136

Forest Park Southeast Historic District
St. Louis (Independent City), Missouri

484. **4441 Oakland Ave.** **Building Date:** 1895 **Photo Log:** N/A

Style: LATE 19TH AND 20TH CENTURY REVIVALS: Colonial Revival

Building Type: Two Family Flat: Shared Side Bay Porch Entrance

Architect: Unknown **Builder:** Unknown

The architectural design of this building mirrors that of 4443 Oakland Avenue. At both stories of the three-bay façade are segmental arched windows with radiating soldier brick voussoirs connected by a course of molded brick. Limestone lintels have little brackets below, with the exception of the left bay window above the two front doors. It appears that the section of wall under this window has been rebuilt. A metal awning replaces the original porch roof. Molded brick and a terra-cotta cornice set off the stepped parapet, which has small designs of white glazed brick. This is most likely a later rebuilding since the nearly identical building at 4443 Oakland Avenue has an intact original parapet. The façade is starting to separate from the side wall at the upper right corner.

485. **4443 Oakland Ave.** **Building Date:** 1895 **Photo Log:** N/A

Style: LATE 19TH AND 20TH CENTURY REVIVALS: Colonial Revival

Building Type: Two Family Flat: Shared Side Bay Porch Entrance

Architect: Unknown **Builder:** Unknown

The architectural design of this building mirrors that of 4441 Oakland Avenue. At both stories of the three-bay façade are segmental arched windows with radiating soldier brick voussoirs connected by a course of molded brick. Limestone lintels have little brackets below, with the exception of the left bay window above the two front doors. It appears that the section of wall under this window has been rebuilt. A metal awning replaces the original porch roof. Molded brick and a terra-cotta cornice set off the stepped parapet.

486. **4446 Oakland Ave.** **Building Date:** 1895 **Photo Log:** 9

Style: LATE VICTORIAN: Romanesque Revival

Building Type: Two Family Flat: Side Bay Recessed Entry

Architect: Unknown **Builder:** Unknown

Like many of the late 19th century two-family flats in the neighborhood, this three-bay façade uses round-arched openings with radiating brick voussoirs of alternating colors. The two front doors are behind an entry in the right bay. Windows have limestone sills that form a continuous course at the first story; limestone is also used in quarry-faced courses at the foundation level. Molded brick and terra-cotta at the cornice level set off a stepped parapet wall.

487. **4446R Oakland Ave.** **Building Date:** c.1910 **Photo Log:** N/A

Style: No Style

Building Type: Outbuilding

Architect: Unknown **Builder:** Unknown

This brick building has a flat roof with parapet walls capped with clay coping tiles and a trapezoidal plan that conforms to the lot lines. There is a garage bay on the south façade and another on the west facade, as well as rectangular window openings that have been filled with brick. This building retains its architectural integrity in terms of size, scale, massing, materials and sense of place.

United States Department of the Interior
National Park Service

**NATIONAL REGISTER OF HISTORIC PLACES
CONTINUATION SHEET**

Section 7 Page 137

Forest Park Southeast Historic District
St. Louis (Independent City), Missouri

488. 4448 Oakland Ave. Building Date: 1900 Photo Log: 9

Style: OTHER: Historic Eclecticism

Building Type: Two Family Flat: Shared Side Bay Porch Entrance

Architect: Unknown Builder: R. A. Richardson

This two-family flat has a prominent shed roof front porch at the right bay with a classical entablature. At present, the front porch steps are absent. At the left bay is a wide, round-arched window with a brick arch and a brown brick keystone. At the second story, the narrow, paired windows at the left bay and the standard one-over-one light window at the right bay have garlanded hoods painted white. A false front roof slopes down toward the façade and extends back a few feet between the side parapet walls to disguise the flat roof behind.

489. 4449 Oakland Ave. Building Date: 1904 Photo Log: 10

Style: LATE VICTORIAN: Romanesque Revival

Building Type: Two Family Flat: Shared Side Bay Porch Entrance

Architect: Fred E. A. Darr Builder: Fred E. A. Darr

The façade of this brick, three-bay two-family flat uses round-arched windows at both stories with rowlock voussoirs connected by molded brick courses. The sills are of limestone which forms a continuous course at the first story). Modern wrought iron posts support the porch's hip roof. The metal cornice sets off a parapet with a raised center block.

490. 4450 Oakland Ave. Building Date: 1900 Photo Log: 9

Style: OTHER: Colonial Revival References

Building Type: Two Family Flat: Side Bay Recessed Entry

Architect: Unknown Builder: Unknown

The austere façade of this two-family flat is three-bays wide. Steps lead to a rectangular opening in the right bay, behind which the two front doors are located. One-over-one light windows are above the entry and are in both stories of the two left bays. A stone sill course at the first story separates it from the basement level. Above a brick and metal cornice, the parapet wall's end and center blocks have inset brick panels and are raised and set forward. Boards cover the basement windows. The façade is painted red.

491. 4451 Oakland Ave. Building Date: 1910 Photo Log: 10

Style: OTHER: Historic Eclecticism

Building Type: Two Family Flat: Shared Side Bay Porch

Architect: Unknown Builder: Frank Arnold

The façade of this two-story, two-bay, brick two-family flat is painted red. In the left bay, the two front doors are sheltered by a hip roof front porch with what appear to be replacement posts. In the right bay, the first-story window is wide and has a round arch; the original window has been replaced and the round arch filled. The second-story windows are rectangular, and are narrow on the left and wide on the right. The parapet is more ornate than most, with built-out blocks at the end and on either side of a raised pediment.

United States Department of the Interior
National Park Service

**NATIONAL REGISTER OF HISTORIC PLACES
CONTINUATION SHEET**

Section 7 Page 138

Forest Park Southeast Historic District
St. Louis (Independent City), Missouri

-
492. **4453 Oakland Ave.** **Building Date:** 1924 **Photo Log:** 10
Style: OTHER: Craftsman References
Building Type: Two Family Flat: Full Width Porch
Architect: Lee McCune **Builder:** Lee McCune
This example of a vernacular two-story, is one of the few residential buildings dating from the 1920s. It features a bungalow front porch with tapered supports. The front doors are at either end of the façade, with a single sash window between them. At the second story of the façade, the only fenestration is a centered pair of windows with a metal awning. A course of soldier bricks at the lintel level sets off the parapet wall.
493. **4453A Oakland Ave.** **Building Date:** c.1920 **Photo Log:** N/A
Style: No Style
Building Type: Outbuilding
Architect: Unknown **Builder:** Unknown
This concrete block building has a flat roof with side parapet walls capped with clay coping tiles. The front façade has the typical two, single car garage bays with metal overhead doors. This building retains its integrity in terms of size, scale, massing, materials and sense of place. It is a contributing resource in the District.
494. **4454 Oakland Ave.** **Building Date:** 1911 **Photo Log:** 11
Style: OTHER: Colonial Revival References
Building Type: Two Family Flat: Shared Side Bay Porch Entrances
Architect: G. H. Milz **Builder:** G. H. Milz
This two-family flat has a pair of front doors at the right bay under a rebuilt shed porch roof. Above is a door which provided access to a balcony at one time. This door and the two windows at the left bay have thick stone lintels. Corbeled brick supports a terra-cotta cornice; the parapet wall above has raised end blocks.
495. **4455 Oakland Ave.** **Building Date:** 1925 **Photo Log:** 12
Style: LATE 19TH AND 20TH CENTURY REVIVALS: Mission / Spanish Colonial Revival
Building Type: Two Family Flat: Full Width Porch
Architect: Unknown **Builder:** W. C. Burns
This late version of the shaped parapet type is influenced by the Bungalow/Arts & Crafts style, which is especially noted in the tapering piers at the full-length front porch. Unlike earlier two-family flats in the neighborhood, which usually massed the doors together, here the front doors are at opposite ends of the façade. A single six-over-one light sash window centers the first story. Metal awnings shade two second-story windows. Above the second-story windows, an applied gable motif belies the flat roof behind. The variegated brick of the façade continues up past the false gable to form piers at either side of the parapet. The porch roof has a balustrade, but has no doors opening on to it.
496. **4456 Oakland Ave.** **Building Date:** 1905 **Photo Log:** 11
Style: OTHER: Colonial Revival References
Building Type: Two Family Flat: Side Bay Recessed Entry
Architect: Geo. Vocker **Builder:** Alfred How
The façade of this two-family flat is three-bays wide, with steps leading to a round-arched opening in the right

United States Department of the Interior
National Park Service

**NATIONAL REGISTER OF HISTORIC PLACES
CONTINUATION SHEET**

Section 7 Page 139

Forest Park Southeast Historic District
St. Louis (Independent City), Missouri

bay, behind which the two front doors are located. One-over-one light windows are above the entry and are in both stories of the two left bays. A stone sill course at the first story separates it from the brown brick basement level. Above a brick and metal cornice, the parapet wall has a raised center block.

497. 4459-4461 Oakland Ave. Building Date: 1895 Photo Log: 12

Style: LATE VICTORIAN: Romanesque Revival

Building Type: Four Family Flat: Recessed Central Entrances

Architect: Unknown **Builder:** Unknown

All four front doors to this red brick four-family flat are grouped behind a single round-arched entrance in the center of the first story façade. The six main windows on the façade also use round arches: one wide window at either end of both stories, and two narrower windows above the front entrance. A metal cornice is supported by molded bricks. The foundation at the façade is of rough-faced coursed limestone.

498. 4460-4462 Oakland Ave. Building Date: 1916 Photo Log: 14

Style: OTHER: Craftsman Influences

Building Type: Four Family Flat: End Bays Entrances

Architect: Unknown **Builder:** R. Mederacke

This later four-family flat exhibits several hallmarks of the Craftsman/Arts & Crafts tradition, including bracketed eaves and windows with five narrow vertical panes over one lower sash. The building's four front doors are paired at brick porches at the outer two bays. The porches serve as balconies for single doors at the second story. At the second story, the five-over-one light windows are in the center bays. Boards cover the first-story and basement window openings. A tiled, skirt roof tops the composition.

499. 4464 Oakland Ave. Building Date: 1915 Photo Log: 14

Style: LATE 19TH AND 20TH CENTURY REVIVALS: Mission / Spanish Colonial Revival

Building Type: Neighborhood Commercial Building: Two Part Commercial Block

Architect: Unknown **Builder:** R. Mederacke

This unusual brick building, now painted off-white, has its main entrance in the angled bay which faces northwest to the corner. The building has wide storefront windows at both the north and west elevations. The three bays at the north elevation, the angled bay, and one bay to the west share a tiled skirt roof supported by paired brackets. Glazed green brick is used around the entry and as decorative panels on the north elevation. The second-story windows are one-over-one light sashes. The one-story additions to the south, which include a garage, were apparently erected in several stages.

500. 4514 Oakland Ave. Building Date: 1906 Photo Log: 13

Style: NATIONAL FOLK HOUSE: Gable Front

Building Type: Single Family House

Architect: George E. Lehman **Builder:** Concrete Building Co.

Constructed primarily of rock-faced concrete blocks, this front-gabled dwelling has a full-length shed roof porch with a front door at the left bay and a wide window at the right bay. Above the porch are two three-over-one light windows with wooden hoods. At the first story and at the sides of the building, the windows and door are elaborated with smooth concrete block surrounds. The façade is stucco above the front porch.

United States Department of the Interior
National Park Service

**NATIONAL REGISTER OF HISTORIC PLACES
CONTINUATION SHEET**

Section 7 Page 140

Forest Park Southeast Historic District
St. Louis (Independent City), Missouri

-
501. **4517 Oakland Ave.** **Building Date:** 1911 **Photo Log:** 89
Style: OTHER: Colonial Revival References
Building Type: Two Family Flat: Shared Side Bay Porch Entrance
Architect: Unknown **Builder:** R. J. Loyd
This two-story, single family residence is two bays wide. At the left bay, a front door with sidelights is beneath a hip roof front porch, above which is a rectangular sash window. Both windows at the right bay are wide rectangles. Limestone courses act as sills at both levels; the lower course continues as coping at the front porch's low side walls and separates the red brick upper facade from the brown brick used at the foundation. The brick architrave at the first story is accented by a course of molded brick. The metal cornice sets off a flat parapet with three brick panels. Shutters have been applied at the front windows.
502. **4518 Oakland Ave.** **Building Date:** 1907 **Photo Log:** N/A
Style: OTHER: Historic Eclecticism
Building Type: Two Family Flat: Shared Side Bay Porch Entrance
Architect: George E. Lehman **Builder:** George E. Lehman
With the exception of its concrete block construction, this two-family flat is very similar to many others built in the neighborhood just after the turn of the century. At the right bay, a shed roof front porch provides access to the two front doors. The three main windows of the façade use wide, one-over-one light sashes. Modillions support a false front roof. The architectural design of this building mirrors that of 4520 Oakland Avenue.
503. **4519 Oakland Ave.** **Building Date:** 1924 **Photo Log:** 89
Style: LATE 19TH AND EARLY 20TH CENTURY AMERICAN MOVEMENTS: Bungalow / Craftsman
Building Type: Two Family Flat: Full Width Porch
Architect: Unknown **Builder:** A. H. Wieldt
This late version of the shaped parapet type is influenced by the bungalow style, which is especially noted in the tapering piers at the full-length gabled front porch. Unlike earlier variations of the style, which usually massed the doors together, the front doors to this two-family flat are at opposite ends of the façade. A wide, sash window centers the first story. A pair of replacement windows provides the only fenestration at the second story of the façade. An applied gable at the second story echoes the half-timbered effect of the porch gable. Parapet wall piers rise on either side of the bracketed gable. The façade is faced with variegated brick.
504. **4520 Oakland Ave.** **Building Date:** 1907 **Photo Log:** N/A
Style: OTHER: Historic Eclecticism
Building Type: Two Family Flat: Shared Side Bay Porch Entrance
Architect: George E. Lehman **Builder:** George E. Lehman
With the exception of its concrete block construction, this two-family flat is very similar to many others built in the neighborhood just after the turn of the century. At the right bay, a shed roof front porch provides access to the two front doors. The three main windows of the façade use wide, one-over-one light sashes. Modillions support a false front roof. The architectural design of this building mirrors that of the property located at 4518 Oakland Avenue.

United States Department of the Interior
National Park Service

**NATIONAL REGISTER OF HISTORIC PLACES
CONTINUATION SHEET**

Section 7 Page 141

Forest Park Southeast Historic District
St. Louis (Independent City), Missouri

505. 4522-4524 Oakland Ave. **Building Date:** 1907 **Photo Log:** N/A
Style: No Style
Building Type: Four Family Flat: Shared Central Porch
Architect: W. P. Hacker **Builder:** Joseph Ackfeld
This façade of this four-family flat has four bays, with a centered front porch at the middle bays sheltering four front doors. Three simple Doric wood columns support the porch's flat roof. Double-hung windows, slightly wider at the outer bays, complete the façade. A brick parapet has raised center and end blocks. A recent city map places this property on a lot numbered 4524 Oakland Avenue.

506. 4525 Oakland Ave. **Building Date:** 1909 **Photo Log:** N/A
Style: OTHER: Historic Eclecticism
Building Type: Two Family Flat: Shared Side Bay Porch Entrance
Architect: A. C. Sanguinet **Builder:** A. C. Sanguinet
This simple two-family flat relies on a gabled wooden porch hood and a corbeled brick parapet as its only Decoration. The three replacement windows of the two-bay façade are rectangular and unadorned.

507. 4525A Oakland Ave. **Building Date:** c.1910 **Photo Log:** N/A
Style: No Style
Building Type: Outbuilding
Architect: Unknown **Builder:** Unknown
This wood frame garage building has a steep gable front roof clad with asphalt shingles. The walls have been clad with vinyl siding and there is a single car garage bay at the front façade. The building has maintained its historic integrity in terms of size, scale, massing, materials and sense of place. It is a contributing resource.

508. 4527 Oakland Ave. **Building Date:** 1900 **Photo Log:** 90
Style: OTHER: Romanesque Revival References
Building Type: Two Family Flat: Shared Side Bay Porch Entrance
Architect: Unknown **Builder:** Unknown
The brick façade of this two-family flat has five round-arched windows. While the façade is painted red, the archivolt, limestone sills and connecting courses are painted white. The gable-roofed front porch dates to 1997. Instead of a brick parapet wall, a false mansard roof held between side parapets adds height to the building. This modern concrete block stoop and a entrance porch, do not compromise the building's ability to convey its historic character-defining features.

509. 4529 Oakland Ave. **Building Date:** 1909 **Photo Log:** 90
Style: OTHER: Historic Eclecticism
Building Type: Two Family Flat: Shared Side Bay Porch Entrance
Architect: Alfred How **Builder:** Frank Kirk
This simple two-story building has a double entrance in the left (west) bay under a flat roof front porch, which serves as a balcony for the door above. The second-story door's transom is covered. The right bay uses a segmental arch window on the basement level; a wide, round-arched window on the first story; and a rectangular

United States Department of the Interior
National Park Service

**NATIONAL REGISTER OF HISTORIC PLACES
CONTINUATION SHEET**

Section 7 Page 142

Forest Park Southeast Historic District
St. Louis (Independent City), Missouri

window on the second story. The parapet has a raised center block and is separated by corbeled brick and a metal cornice.

510. **4530 Oakland Ave.** **Building Date:** 1897 **Photo Log:** 91

Style: OTHER: Historic Eclecticism

Building Type: Two Family Flat: Side Bay Recessed Entry

Architect: Unknown **Builder:** Thomas J. Buckley

This two-bay, facade rises two stories to a false front roof. The two front doors are set behind a round-arched entry at the right bay. Directly above, two small, narrow round-arched windows share a common sill on the second-story. In the left bay, the wide openings for double-hung windows now feature sliding glass windows. The foundation at the façade is random ashlar limestone.

511. **4533 Oakland Ave.** **Building Date:** 1907 **Photo Log:** 90

Style: OTHER: Historic Eclecticism

Building Type: Two Family Flat: Side Bay Recessed Entry

Architect: Unknown **Builder:** J. G. Bayer

This vernacular two-family flat has two front doors in the left (west) bay behind a round-arched entry. The five main windows on the two-story façade are simple rectangular sashes with limestone sills. Corbeled brick and a metal cornice are below a plain parapet wall with end blocks.

512. **4535 Oakland Ave.** **Building Date:** 1905 **Photo Log:** 90

Style: No Style

Building Type: Two Family Flat: Shared Side Bay Porch Entrance

Architect: Unknown **Builder:** Unknown

The entrance to this simple, red brick two-family flat is in the left (west) bay under a replacement hip roof porch. A single standard sash window is above the porch. The right bay has wide rectangular windows at both stories. A metal cornice separates the parapet, which has slightly raised end blocks.

513. **4536 Oakland Ave.** **Building Date:** 1916 **Photo Log:** 91

Style: OTHER: Historic Eclecticism

Building Type: Two Family Flat: Shared Side Bay Porch Entrance

Architect: Frank Arnold **Builder:** Frank Arnold

This brick, two-story, two-family flat has two bays. In the right bay, columns with Corinthian capitals support the hip roof front porch. Directly above is a three-over-one light, double-hung sash window. In the left bay, three-over-one light windows with replacement shutters are in both stories. A parapet with a raised center and end blocks is above a terra-cotta cornice.

514. **4537 Oakland Ave.** **Building Date:** 1900 **Photo Log:** 90

Style: OTHER: Historic Eclecticism

Building Type: Two Family Flat: Shared Side Bay Porch Entrance

Architect: Unknown **Builder:** Unknown

This two-family flat has round-arched windows in its three-bay façade. A set of doors is under a porch that also

United States Department of the Interior
National Park Service

**NATIONAL REGISTER OF HISTORIC PLACES
CONTINUATION SHEET**

Section 7 Page 143

Forest Park Southeast Historic District
St. Louis (Independent City), Missouri

serves as a balcony. The basement windows use segmental arches. The parapet, has raised end and center blocks and a terra-cotta cap.

515. **4538 Oakland Ave.** **Building Date:** 1909 **Photo Log:** 91

Style: OTHER: Historic Eclecticism

Building Type: Two Family Flat: Side Bay Recessed Entry

Architect: Unknown **Builder:** A. E. Spencer

This typical brick, two-story, two-family flat has three bays. The two front doors are recessed behind a rectangular entry in the right bay. Standard double-hung windows are above the entry, and they are in the left and center bays of the first and second stories. A parapet with a raised center and end blocks is above a terra-cotta cornice.

516. **4539 Oakland Ave.** **Building Date:** 1900 **Photo Log:** 90

Style: OTHER: Historic Eclecticism

Building Type: Two Family Flat: Shared Side Bay Porch Entrance

Architect: Unknown **Builder:** Unknown

This two-family flat has round-arched windows in its three-bay façade. In the left bay, the front doors are under a gabled porch. The basement windows use segmental arches. Instead of a parapet, this building has a steep-pitched roof applied between side parapets at the front of the building only.

517. **4540 Oakland Ave.** **Building Date:** 1909 **Photo Log:** N/A

Style: OTHER: Historic Eclecticism

Building Type: Two Family Flat: Side Bay Recessed Entry

Architect: Unknown **Builder:** A. E. Spencer

This brick, two-story, two-family flat has three bays. In the right bay, the two front doors are recessed behind a round-arched entry. Standard double-hung windows are above the entry, and are in the left and center bays of the first and second stories. A parapet with a raised center and end blocks is above a brick and terra-cotta cornice.

518. **4541 Oakland Ave.** **Building Date:** 1900 **Photo Log:** 90, 92

Style: OTHER: Historic Eclecticism

Building Type: Two Family Flat: Shared Side Bay Porch Entrance

Architect: Unknown **Builder:** Unknown

This two-story brick building has round-arched windows that define its three-bay façade. The front doors are under a gabled porch. Doric columns support a pediment roof with a sunburst design. The basement windows use segmental arches. Instead of a parapet, this building has a steep-pitched roof applied between side parapets at the front of the building only.

519. **4541A Oakland Ave.** **Building Date:** c.1920 **Photo Log:** N/A

Style: No Style

Building Type: Outbuilding

Architect: Unknown **Builder:** Unknown

This wood frame garage building has a shed roof that slopes forward slightly to the front façade that has two,

United States Department of the Interior
National Park Service

**NATIONAL REGISTER OF HISTORIC PLACES
CONTINUATION SHEET**

Section 7 Page 144

Forest Park Southeast Historic District
St. Louis (Independent City), Missouri

single car garage bays that have been covered with plywood. The walls are clad with metal siding. The size, scale, and massing have been retained. This building is a contributing resource.

520. 4544-4546 Oakland Ave. Building Date: 1909 Photo Log: 118

Style: OTHER: Historic Eclecticism

Building Type: Four Family Flat: Central Recessed Entry

Architect: Unknown **Builder:** A. E. Spencer

This two story brick building has four-bays. The first-story center bays have two round-arched entries leading to paired front doors. The segmental arched windows in the façade are wider in the outer bays. Boards cover the basement windows. Corbeled brick is below the terra-cotta cornice; the brick parapet has raised end blocks and a center block with an inset brick panel.

521. 4545-4547 Oakland Ave. Building Date: 1908 Photo Log: 92

Style: OTHER: Historic Eclecticism

Building Type: Four Family Flat: Recessed Central Entrances

Architect: Unknown **Builder:** A. E. Spencer

This simple, red brick, four-family flat has four bays. The center two bays feature adjoining round-arched openings for each pair of doors. All of the windows are segmental arched, wider at the two outer bays. Limestone forms a continuous sill course below the lower windows; the wall below this level is of brown brick. The brick and terra-cotta cornice supports a parapet wall with a raised center and end blocks.

522. 4548 Oakland Ave. Building Date: 1906 Photo Log: 118

Style: OTHER: Historic Eclecticism

Building Type: Two Family Flat: Side Bay Recessed Entry

Architect: M. Arhelger **Builder:** John A. Boyer

This typical two-story, brick, two-family flat has three bays. The two front doors are recessed behind a round-arched entry at the right bay. Standard double-hung windows are above the entry and at the left and center bays of the first and second stories. The parapet wall has a corbeled brick pattern instead of the typical treatment of an applied metal or terra-cotta cornice.

523. 4549-4551 Oakland Ave. Building Date: 1908 Photo Log: 92

Style: OTHER: Historic Eclecticism

Building Type: Four Family Flat: Recessed Central Entrances

Architect: Unknown **Builder:** A. E. Spencer

This simple four-family flat has four bays. The center two bays feature adjoining round-arched openings for each pair of doors. All of the windows are segmental arched, wider at the two outer bays. The lower windows are set on a limestone sill course, which divides the brown brick at the basement level from the red brick above. The brick and terra-cotta cornice supports a parapet wall with a raised center and end blocks. Some fire damage is visible in the upper right corner, and the two upper right windows are replacements.

United States Department of the Interior
National Park Service

**NATIONAL REGISTER OF HISTORIC PLACES
CONTINUATION SHEET**

Section 7 Page 145

Forest Park Southeast Historic District
St. Louis (Independent City), Missouri

-
524. **4550 Oakland Ave.** **Building Date:** 1900 **Photo Log:** 118
Style: OTHER: Historic Eclecticism
Building Type: Two Family Flat: Shared Side Bay Porch Entrance
Architect: Unknown **Builder:** Unknown
This two story brick building has a three-bay façade with round-arched windows with soldier brick voussoirs. The front door is in the right bay of the front porch, which has brick piers, a dentilled entablature, and a sunburst design in the gable end.
525. **4550A Oakland Ave.** **Building Date:** c.1915 **Photo Log:** N/A
Style: No Style
Building Type: Outbuilding
Architect: Unknown **Builder:** Unknown
This wood frame garage with vertical board cladding has a gable front roof clad with asphalt shingles. The front façade has two, single car garage bays that have been covered with plywood.
526. **4553 Oakland Ave.** **Building Date:** 1900 **Photo Log:** 92, 93
Style: OTHER: Historic Eclecticism
Building Type: Two Family Flat: Shared Side Bay Porch Entrance
Architect: Unknown **Builder:** Unknown
This light-brown brick, three-bay, two-story building has segmental arched windows in the first-story façade, and round-arched windows in the second-story façade. The front doors are in the left bay of the gabled porch, which has brick piers and a sunburst design in the gable end. A steep-pitched roof, applied between the side parapet walls, is at the front of the building only.
527. **4555 Oakland Ave.** **Building Date:** 1900 **Photo Log:** 92, 93
Style: OTHER: Historic Eclecticism
Building Type: Two Family Flat: Shared Side Bay Porch Entrance
Architect: Unknown **Builder:** Unknown
This three-bay two-story brick building has segmental arched windows in the first-story façade, and round-arched windows at the second-story façade. The front doors are in the left bay of the gabled porch, which has a sunburst design in the gable end. Below the first-story limestone sill course, the basement level is faced with brown brick, while the rest of the façade is buff brick. A steep-pitched roof, applied between the side parapet walls, is at the front of the building only.
528. **4556 Oakland Ave.** **Building Date:** 1898 **Photo Log:** 94
Style: OTHER: Historic Eclecticism
Building Type: Two Family Flat: Full Width Porch
Architect: Unknown **Builder:** Zeller
This two-story, single-family home has three bays and a buff brick façade. The front door is recessed behind a rectangular opening at the right bay of the full-length front porch, which has a dentilled entablature. Two sash windows complete the first story façade. Three second-story sash windows are on a continuous limestone sill and have a common surround of red molded brick. A terra-cotta cornice separates the stepped parapet.

United States Department of the Interior
National Park Service

**NATIONAL REGISTER OF HISTORIC PLACES
CONTINUATION SHEET**

Section 7 Page 146

Forest Park Southeast Historic District
St. Louis (Independent City), Missouri

529. 4556A Oakland Ave. Building Date: c.1910 Photo Log: N/A

Style: No Style

Building Type: Outbuilding

Architect: Unknown

Builder: Unknown

This brick garage building has a flat roof with side parapet walls capped with clay coping tiles. The front façade has two, single car garage bays that have been covered with plywood. The east façade reveals a small square window opening within a segmental brick arch that has been covered with plywood.

530. 4557 Oakland Ave. Building Date: 1927 Photo Log: 93

Style: LATE 19TH AND EARLY 20TH CENTURY AMERICAN MOVEMENTS: Bungalow/Craftsman

Building Type: Two Family Flat: Full Width Porch

Architect: A. R. Darr

Builder: A. R. Darr Const. Co.

This two-story building has a variegated brick façade, a bracketed jerkinhead roof, and tapering piers and gable in the front porch, which contribute to its Craftsman style. The front doors are in either end of the full-length front porch. Paired three-over-one light windows in the first story and three grouped windows in the second story center the façade. Diamond-shaped terra-cotta flowers flank the second-story windows.

531. 4557A Oakland Ave. Building Date: c.1915 Photo Log: N/A

Style: No Style

Building Type: Outbuilding

Architect: Unknown

Builder: Unknown

This brick garage building has a flat roof with side parapet walls capped with clay coping tiles. The front façade consists of two, single car garage bays with historic sliding wood doors. A window opening is revealed on the east façade within a segmental brick arch that has been covered with plywood.

532. 4558 Oakland Ave. Building Date: 1927 Photo Log: 94

Style: OTHER: Craftsman References

Building Type: Two Family Flat: Shared Side Bay Porch

Architect: Unknown

Builder: C. Hughes

This two-story, two-bay, building has a variegated brick façade and has tile cladding on the porch's hip roof and above the bracketed cornice. The multi-light front doors and the windows in the front elevation, four vertical lights over one single light, are typical of the Craftsman period.

533. 4558A Oakland Ave. Building Date: c.1920 Photo Log: N/A

Style: No Style

Building Type: Outbuilding

Architect: Unknown

Builder: Unknown

This wood frame garage building has a gable front roof clad in rolled asphalt, as are the walls. The front façade has two, single car garage bays with hinged wood doors and the walls are clad with faux brick rolled asphalt. This building retains its historic size, scale, massing, materials and sense of place.

United States Department of the Interior
National Park Service

**NATIONAL REGISTER OF HISTORIC PLACES
CONTINUATION SHEET**

Section 7 Page 147

Forest Park Southeast Historic District
St. Louis (Independent City), Missouri

534. **4559-4563 Oakland Ave.** **Building Date:** 1908 **Photo Log:** 93, 125
Style: OTHER: Craftsman References
Building Type: Six Family Flat
Architect: F. J. W. Young **Builder:** F. J. W. Young
This apartment building has three front porches has a green tile, hip roof that projects from the red brick façade. The windows are wide and rectangular. A modillion applied roof (missing one of its modillions) simulates a side gable, but the stepped parapet that supports it at either side only extends back a few feet, revealing a flat roof behind. The center two bays of the façade extend up as a parapet wall with center gable.
535. **4560 Oakland Ave.** **Building Date:** 1907 **Photo Log:** 94
Style: LATE 19TH AND 20TH CENTURY REVIVALS: Colonial Revival
Building Type: Two Family Flat: Shared Side Bay Porch Entrance
Architect: Unknown **Builder:** William Eales
This brick, two-story building has three bays. A hip roof porch covers the front door, which is in the right bay. Double-hung sash windows are above the porch and in the left and center bays of the first and second stories. This building has a metal cornice and a flat roof.
536. **4560A Oakland Ave.** **Building Date:** c.1915 **Photo Log:** N/A
Style: No Style
Building Type: Outbuilding
Architect: Unknown **Builder:** Unknown
Very similar to its neighbor at 4458A Oakland Ave., this wood frame garage building has a gable front roof. The front façade garage bays appear to have sliding wood doors that have been covered with plywood.
537. **4562 Oakland Ave.** **Building Date:** 1908 **Photo Log:** 94
Style: OTHER: Historic Eclecticism
Building Type: Two Family Flat: Side Bay Recessed Entry
Architect: Unknown **Builder:** A. E. Spencer
This brick two-story building has three bays. The two front doors are behind a round-arched opening in the right bay. One-over-one light windows in rectangular openings with limestone sills are above the entry and are in the first and second stories of the left bay. Corbeled brick between two projecting end blocks supports the metal cornice. The gabled parapet wall has a raised center block.
538. **4565 Oakland Ave.** **Building Date:** 1923 **Photo Log:** N/A
Style: OTHER: Craftsman References
Building Type: Multi-Family Walk Up
Architect: O. J. Popp **Builder:** H. L. Schaeffer
This three-bay apartment building has a wire-cut, variegated dark brick façade. The two outer bays have six-over-one light, triple-hung sash windows with stone sills. In the center bay, a bracketed and gabled hood is over the multi-light front door, which is below a sash window at the interior stair landing. Soldier bricks are used in a stringcourse and as flat-arched lintels. A side gable with a centered cross gable spans the front elevation. Tile covers the gable roof, which has pointed vergeboard.

United States Department of the Interior
National Park Service

**NATIONAL REGISTER OF HISTORIC PLACES
CONTINUATION SHEET**

Section 7 Page 148

Forest Park Southeast Historic District
St. Louis (Independent City), Missouri

539. **4566-4568 Oakland Ave. Building Date: 1907 Photo Log: N/A**
Style: OTHER: Historic Eclecticism
Building Type: Four Family Flat: Shared Central Porch
Architect: W. P. Hacker **Builder:** Joseph Ackfeld
This two-story building has four bays and is comprised of red brick with the exception of the foundation, porch, cornice and parapet, which are brown brick. Bungalow, battered, brick piers support the centered front porch that shelters the four front doors. Narrow one-over-one light windows open onto the balcony roof. Wider double-hung windows are in the outer bays. The brick parapet wall has a raised center and end blocks.
540. **4569 Oakland Ave. Building Date: 1910 Photo Log: 95**
Style: OTHER: Historic Eclecticism
Building Type: Two Family Flat: Shared Side Bay Porch
Architect: O. J. Boehmer **Builder:** Schmidt & Baggeman
This brick two-family flat has two bays. The front porch roof once served as a balcony. Variegated brick fills a doorway to the balcony. A corbeled cornice and an unusual, scroll-topped parapet wall are above the second-story, rectangular sash windows. The porch roof is sagging and separating from the façade due to a missing capital from one of the porch piers. Despite the loss of the entrance porch and the boarded/bricked windows, this building is still able to clearly convey its historic character-defining features.
541. **4570-4572 Oakland Ave. Building Date: 1907 Photo Log: N/A**
Style: OTHER: Historic Eclecticism
Building Type: Four Family Flat: Shared Central Porch
Architect: W. P. Hacker **Builder:** Joseph Ackfeld
This brown brick, two-story four-family flat has four bays. The centered, two-bay front porch covers the four front doors. Modern wrought iron columns support the porch's shed roof. Double-hung windows, which are slightly wider at the outer bays, complete the façade. The brick parapet wall has raised center and end blocks.
542. **1015 South Taylor Ave. Building Date: 1905 Photo Log: 154**
Style: No Style
Building Type: Neighborhood Commercial Building: Two Part Commercial Block
Architect: Unknown **Builder:** Unknown
The side and rear walls of this building are limestone while the shaped parapet front is reddish-brown brick. Three modern sash windows and T1-11 siding fill the storefront. The two second-story windows are replacements. Courses of soldier bricks serve as lintels at both the first and second stories. The terra-cotta cornice separates a stepped and gabled parapet wall. The siding is reversible and the original openings are intact, therefore the building retains sufficient integrity to contribute to the District.

United States Department of the Interior
National Park Service

**NATIONAL REGISTER OF HISTORIC PLACES
CONTINUATION SHEET**

Section 7 Page 149

Forest Park Southeast Historic District
St. Louis (Independent City), Missouri

-
543. 1035-1037 South Taylor Ave. **Building Date:** 1915 **Photo Log:** 142
Style: OTHER: Craftsman References
Building Type: Four Family Flat: Shared Central Porch
Architect: Unknown **Builder:** Arnold Contracting Co.
This two-story building has a red brick façade. A brick porch in the center two bays covers the four front doors. The porch roof is also a balcony, which has French doors on the second story. In the center two bays, the surface treatment is an imitation half-timbering, which extends up into a bracketed cross-gable. The outer two bays have wide, one-over-one windows at the first and second stories. The false front roof has modillions and end brackets.
544. 1041-1043 South Taylor Ave. **Building Date:** 1907 **Photo Log:** 142
Style: OTHER: Historic Eclecticism
Building Type: Four Family Flat: Shared Central Porch
Architect: Herman Nelson **Builder:** Edw. Nelson
This four-family flat has a light-brown brick façade. A front porch in the center bays covers the four front doors, which are clustered behind two round arches. The front porch roof also serves as a balcony, which has two second-story windows. In the outer bays, the first story has wide, round-arched windows, and the second story has pairs of one-over-one light windows. The corbeled brick and metal cornice leads to a parapet wall with a rounded Mission style centerpiece.
545. 1041-1043A South Taylor Ave. **Building Date:** c.1915 **Photo Log:** N/A
Style: No Style
Building Type: Outbuilding
Architect: Unknown **Builder:** Unknown
This wood frame, gable front garage building is two bays wide with the historic wood sliding doors intact. The walls are clad with shiplap clapboards and the roof is clad with diamond-shaped asphalt shingles. This building has retained its historic integrity and is a contributing resource.
546. 1047 South Taylor Ave. **Building Date:** 1905 **Photo Log:** N/A
Style: OTHER: Colonial Revival References
Building Type: Two Family Flat: Shared Side Bay Porch Entrance
Architect: Phil. J. Naun **Builder:** John Du Chemin
This two-story building has a shed roof porch in the right bay, which has a side stair entry. Segmental arches finish the windows in the first and second stories. The building has a brick and metal cornice.
547. 1047A South Taylor Ave. **Building Date:** c.1915 **Photo Log:** N/A
Style: No Style
Building Type: Outbuilding
Architect: Unknown **Builder:** Unknown
This wood frame, single-car garage building retains its historic wood sliding door. The gable front roof is clad with asphalt shingles and has exposed rafter tails. Faux brick rolled asphalt sheaths the walls. This building retains its historic integrity and contributes to the District.

United States Department of the Interior
National Park Service

**NATIONAL REGISTER OF HISTORIC PLACES
CONTINUATION SHEET**

Section 7 Page 150

Forest Park Southeast Historic District
St. Louis (Independent City), Missouri

548. **1049 South Taylor Ave. Building Date: 1924 Photo Log: N/A**

Style: OTHER: Craftsman References

Building Type: Two Family Flat: Full Width Porch

Architect: Unknown **Builder:** A. H. Wieldt

This variegated, wire-cut brick, two-story, building has three bays. Tapering piers support a full-length, gabled, front porch with false half-timbering. The entrances are at the ends of the façade. A wide, window centers the first story. A pair of windows provides the only fenestration in the second-story. An applied, false half-timbered second gable delineates the parapet. The façade's parapet wall rises to piers at either side of the gable.

549. **1053-1055 South Taylor Ave. Building Date: 1908 Photo Log: 133**

Style: OTHER: Historic Eclecticism

Building Type: Four Family Flat: Shared Central Porch

Architect: Unknown **Builder:** C. J. Brooks

This two-story building has a red brick façade. The hip roof porch covers the four doors clustered in the center bays. Above the entry are single, one-over-one light windows. In the outer bays, the first story has wide, one-over-one light windows with has paired windows above. The foundation has brown brick, capped by a limestone course. The corbeled brick and metal cornice disappears at the center two bays, where the parapet wall has extra height.

550. **1057 South Taylor Ave. Building Date: 1925 Photo Log: 133**

Style: OTHER: Colonial Revival References

Building Type: Low Rise Apartment Building

Architect: N. B. Howard **Builder:** Trade Realty & Bldg. Co.

This two-story, brick apartment building has two projecting entry bays with pediments in its south elevation (Arco Avenue), and an entrance in its east elevation (South Taylor Avenue). The south elevation's entry bays feature a rectangular entrance with a wide stone course above. Over this is a large, central, full arch window at the interior stair landing. The east elevation's entrance is a one-story, projecting porch with square, stone columns on brick piers supporting its hip roof. The building's symmetrical fenestration features paired, modern one-over-one light windows, with smaller single windows in some bays. A metal cornice sets off the parapet wall. The design utilizes the contrast of red brick with limestone. This building occupies a large lot at the northwest corner of Arco and South Taylor avenues and retains a high degree of integrity. Although the main façade of this building faces Arco Avenue (4503-4511), a recent city map places it on a lot numbered 1057 South Taylor Avenue.

551. **1071 South Taylor Ave. Building Date: 1910 Photo Log: 127, 137**

Style: LATE 19TH AND 20TH CENTURY REVIVALS: Late Gothic Revival

Building Type: Religious Facility: Church

Architect: W. A. Cann **Builder:** T. C. Reeves

This church anchors the streetscape, occupying the southwest corner lot at the intersection of Arco Avenue and South Taylor Ave. The brick building rises from a rough-cut limestone foundation and is composed of asymmetrical parts to form a generally rectangular plan. The main entrance is at the first story of the four story,

United States Department of the Interior
National Park Service

**NATIONAL REGISTER OF HISTORIC PLACES
CONTINUATION SHEET**

Section 7 Page 151

Forest Park Southeast Historic District
St. Louis (Independent City), Missouri

flat-roofed tower at the northeast corner of the building. The entrance is through a recessed, stone, pointed archway. The main body of the building is two stories and has an intersecting gable roof with a forward one story section with a flat roof and a castellated parapet coped with stone. The building incorporates various sized of paired rectangular and pointed arch stained glass windows throughout, each on a stone sill. This building has retained a very high degree of architectural and historic integrity. It is a landmark in the neighborhood and is a contributing resource to the District.

552. 1075-1077 South Taylor Ave. Building Date: 1906 Photo Log: 127, 137

Style: OTHER: Historic Eclecticism

Building Type: Two Family Flat: Side Bay Recessed Entry

Architect: G. A. Hollocher **Builder:** E. J. Moran

This two-story building has three bays. The first-story round-arched entryway has a rowlock arch outlined in molded brick. The façade has rectangular sash windows. Above a brick and metal cornice, the parapet has a raised center block. The façade's basement level is variegated brown brick and has two rectangular windows. The façade is red brick, except below a limestone course at the first-story window sills, where variegated brown brick is used. A recent city map places this property on a lot numbered 1075 South Taylor Avenue.

553. 1075A South Taylor Ave. Building Date: c.1906 Photo Log: N/A

Building Type: Outbuilding

Architect: Unknown **Builder:** Unknown

This brick carriage house has a gable front roof clad with asphalt shingles and a small rectangular window opening in the front gable above the four Z-braced wood doors. This building is unique for the District, is in excellent condition, and has retained a very high degree of historic integrity.

554. 1079 South Taylor Ave. Building Date: 1908 Photo Log: 137

Style: OTHER: Historic Eclecticism

Building Type: Two Family Flat: Side Bay Recessed Entry

Architect: Alfred How **Builder:** Alfred How

This is one of a number of buildings Alfred How built to a similar design in the District. The two front doors are behind the round-arched entry in the right (north) bay. The first and second stories of the left (south) bay have paired, rectangular sash windows with vertical-light transom lights. A course of brick billet molding outlines and connects the segmental arches that are above the first-story windows. Flat arches are above the second-story windows. Corbeled brick supports a metal cornice. The parapet features end blocks and a gabled center block with an inset brick panel.

555. 1083 South Taylor Ave. Building Date: 1908 Photo Log: 120, 137

Style: OTHER: Historic Eclecticism

Building Type: Two Family Flat: Side Bay Recessed Entry

Architect: Alfred How **Builder:** Alfred How

This is one of a number of buildings Alfred How built in a similar design in the District. The two front doors are behind the round-arched entry in the right (north) bay. The first and second stories of the left (south) bay have paired, rectangular sash windows with vertical-light transom lights. A course of raised brick outlines and

United States Department of the Interior
National Park Service

**NATIONAL REGISTER OF HISTORIC PLACES
CONTINUATION SHEET**

Section 7 Page 152

Forest Park Southeast Historic District
St. Louis (Independent City), Missouri

connects the segmental arches that are above the first-story windows. Flat arches are above the second-story windows. Corbeled brick supports a metal cornice. The parapet features end blocks and a gabled center block with an inset brick panel.

556. 1084-1092 South Taylor Ave. Building Date: 1923 Photo Log: N/A

Style: OTHER: Historic Eclecticism

Building Type: Multi-Family Walk Up

Architect: Unknown **Builder:** Frank Arnold

This large two-story building is divided into three equal visual units of three bays each. Each of these repeats the same organization with a central gable-hooded front door with sash window between floors above; and sets of three replacement one-over-one windows at both stories to either side. A central parapet wall above each entry is flanked by a hip roof applied at the cornice above the sets of windows; the parapets reappear at the corners of the building. The surface is of red wire-cut brick at front as well as the sides.

557. 1085 South Taylor Ave. Building Date: 1908 Photo Log: 137

Style: OTHER: Historic Eclecticism

Building Type: Two Family Flat: Shared Side Bay Porch Entrance

Architect: Frank Arnold **Builder:** Frank Arnold

This two-story brick building has two bays. A hip roof front porch covers paired front doors in the right bay. Supporting the porch roof are brick piers that are painted white and capped by squared Corinthian capitals with brackets. The first story has a wide round-arched window that has a rowlock arch with molded brick imposts. The second story has rectangular sash windows. The façade is of red brick, except below the limestone course at the first story window sill where brown brick is used. The façade's brown brick basement level has a rectangular window. Above a brick and metal cornice, the parapet has raised center and end blocks.

558. 1087 South Taylor Ave. Building Date: 1908 Photo Log: 137

Style: OTHER: Historic Eclecticism

Building Type: Two Family Flat: Shared Side Bay Porch Entrance

Architect: Frank Arnold **Builder:** Frank Arnold

This two-family flat has two bays. A shed roof front porch covers the paired front doors in the right bay. A metal awning partially obscures a wide window in the first story. The second-story windows are rectangular sashes. The façade is of red brick, except below the limestone course at the first story window sill where brown brick is used. The façade's brown brick basement level has a rectangular window. Above a brick and metal cornice, the parapet has raised center and end blocks.

559. 1089 South Taylor Ave. Building Date: 1924 Photo Log: 137

Style: LATE 19TH AND EARLY 20TH CENTURY AMERICAN MOVEMENTS: Bungalow/Craftsman

Building Type: Two Family Flat: Full Width Porch AND End Bays Entrances

Architect: E. E. Christopher **Builder:** A. H. Wieldt

This brick, two-story, two-family flat has three bays. The tapering piers of the full-length, gabled, front porch with false half-timbering. The front doors are at opposite ends of the façade. A wide, single-sash window centers the first story. A pair of wide windows provides the only fenestration in the second-story of the façade.

United States Department of the Interior
National Park Service

**NATIONAL REGISTER OF HISTORIC PLACES
CONTINUATION SHEET**

Section 7 Page 153

Forest Park Southeast Historic District
St. Louis (Independent City), Missouri

Above the second-story windows, an applied, false half-timbered gable motif belies the flat roof. The façade's variegated, wire-cut brick continues up past the false gable to form piers on either side of the parapet.

560. 1091-1093 South Taylor Ave. Building Date: 1914 Photo Log: 137

Style: OTHER: Historic Eclecticism

Building Type: Four Family Flat: Recessed Central Entrances

Architect: Unknown **Builder:** Frank Arnold

This brick, two-story, four-family flat has four bays. Two round-arched entries in the two center bays provide access to the four front doors. The façade has wide, rectangular sash windows that have soldier brick lintels with terra-cotta end blocks. Just below the corbeled brick parapet wall are geometric designs of white glazed header bricks.

561. 1107 South Taylor Ave. Building Date: 1912 Photo Log: N/A

Style: No Style

Building Type: Two Family Flat: Side Bay Recessed Entry

Architect: Unknown **Builder:** Frank Arnold

This brick, two-story, two-family flat has two bays. In the right bay, an awning covers the entry which has storm doors. The two front doors are recessed behind the entry. Above the entry is a standard, one-over-one light window. In the left bay, there are two extra-wide windows. Built by Frank Arnold, the design suggests some of Arnold's characteristic play with brick patterns: the suggestion of corner quoins, in particular, and the large corbeled-out end blocks defining the parapet wall.

562. 1109 South Taylor Ave. Building Date: 1912 Photo Log: N/A

Style: OTHER: Side Bay Recessed Entry

Building Type: Two Family Flat: Side Bay Recessed Entry

Architect: Unknown **Builder:** Frank Arnold

This brick, two-story, two-family flat has two bays. In the right bay, two front doors are recessed behind a round-arched entry. Above the entry is a one-over-one light window that is standard in size. In the left bay, the first-story window is extra wide and round-arched, and the second-story window is extra wide and rectangular. A white brick course on the first story is broken by the limestone window sill. Corbeled brick is below a metal cornice. End blocks with light brick geometric designs define a parapet wall.

563. 1111 South Taylor Ave. Building Date: 1912 Photo Log: N/A

Style: OTHER: Historic Eclecticism

Building Type: Two Family Flat: Side Bay Recessed Entry

Architect: Unknown **Builder:** Frank Arnold

This brick two-story, two-family has three bays. In the right bay, two front doors are recessed behind a rectangular entry. Above the entry is a one-over-one light window that is standard in size. In the left bay, the two windows are extra wide. Built by Frank Arnold, the design of this building suggests some of Arnold's characteristic play with brick patterns: the suggestion of corner quoins, in particular, and the large corbeled-out end blocks defining the parapet wall. It appears a cornice is missing or covered by parging. Despite this alteration, the building retains sufficient integrity to contribute to the District.

United States Department of the Interior
National Park Service

**NATIONAL REGISTER OF HISTORIC PLACES
CONTINUATION SHEET**

Section 7 Page 154

Forest Park Southeast Historic District
St. Louis (Independent City), Missouri

564. 1111A South Taylor Ave. Building Date: c.1912 Photo Log: N/A

Style: No Style

Building Type: Outbuilding

Architect: Unknown Builder: Unknown

This brick garage building has a flat roof with side parapet walls capped with clay coping tiles. The front façade has two, single car garage bays with metal overhead doors. This building retains its architectural and historic integrity and contributes to the District.

565. 1115 South Taylor Ave. Building Date: 1903 Photo Log: N/A

Style: OTHER: Colonial Revival References

Building Type: Two Family Flat: Side Bay Recessed Entry

Architect: Unknown Builder: Christ Haag

This brick, two-story, two-family flat has three bays. In the right bay, the two front doors are behind a rectangular opening. Above the entry is a one-over-one light window with a large stone lintel. The four tightly clustered windows in the two left bays are all one-over-one lights with large stone lintels. Above a course of white soldier brick, the parapet wall has three small geometric designs in white header brick.

566. 1117-1119 South Taylor Ave. Building Date: 1907 Photo Log: 144

Style: OTHER: Colonial Revival References

Building Type: Four Family Flat: Shared Central Porch

Architect: Fred E. A. Darr Builder: Fred E. A. Darr

This red brick, two-story, four-family flat has four bays. In the two center bays is a hip roof front porch. Above the entry are narrow, one-over-one light windows. In the outer bays are wide, one-over-one light windows. The window openings have segmental arches. A metal cornice and stepped parapet wall completes the composition. The architectural design of this building mirrors that of 1121-1123 South Taylor Avenue, which was erected by the same builder in the same year.

567. 1118 South Taylor Ave. Building Date: 1918 Photo Log: N/A

Style: No Style

Building Type: Two Family Flat: Side Bay Recessed Entry

Architect: Unknown Builder: R. Grote

This brick, two-story building was formerly a two-family flat, which now has a single front door in a rectangular opening in the right bay. Above the front door is a single double-hung window. In the first and second stories of the right bay are wide, one-over-one light windows. A terra-cotta cornice separates the shaped parapet wall.

568. 1118A South Taylor Ave. Building Date: c.1915 Photo Log: N/A

Style: No Style

Building Type: Outbuilding

Architect: Unknown Builder: Unknown

This wood frame garage building has a shed roof that has a shallow slope backward and is clad with rolled asphalt. The front façade has three, single-car garage bays, each with wood overhead doors and the walls are clad with faux brick rolled asphalt throughout.

United States Department of the Interior
National Park Service

**NATIONAL REGISTER OF HISTORIC PLACES
CONTINUATION SHEET**

Section 7 Page 155

Forest Park Southeast Historic District
St. Louis (Independent City), Missouri

569. **1120-1122 South Taylor Ave. Building Date:** 1915 **Photo Log:** 119, 173

Style: OTHER: Craftsman/Prairie References

Building Type: Four Family Flat: Shared Central Recessed Entrance

Architect: Unknown **Builder:** Geo. J. Halla

This brick, two-story building has four bays. In the two center bays are two round-arched entries that provide access to the four front doors. The façade has wide, rectangular sash windows that have soldier brick lintels with terra-cotta end blocks. Just below the corbeled out brick parapet wall, white glazed header bricks form geometric designs.

570. **1121-1123 South Taylor Ave. Building Date:** 1907 **Photo Log:** 144

Style: OTHER: Colonial Revival References

Building Type: Four Family Flat: Shared Central Porch

Architect: Fred E. A. Darr **Builder:** Fred E. A. Darr

This red brick, two-story, four-family flat has four bays. A hip roof front porch is in the center two bays. Above the entry are narrow, one-over-one light windows. In the outer bays are wide one-over-one light windows. The window openings have segmental arches. A metal cornice and stepped parapet wall completes the composition. The architectural design of this building mirrors that of 1117-1119 South Taylor Avenue, which was erected by the same builder in the same year.

571. **1126R South Taylor Ave. Building Date:** c.1900 **Photo Log:** 173

Style: No Style

Building Type: Outbuilding

Architect: Unknown **Builder:** Unknown

This brick building has a flat roof with parapet walls capped with cast stone and a trapezoidal shape that conforms to the lot shape. There is a large garage bay dominating the south façade. The window and pedestrian door openings are within segmental brick arches.

572. **1069-1071-1073 Tower Grove Ave. Building Date:** 1905 **Photo Log:** 73

Style: LATE 19TH AND 20TH CENTURY REVIVALS: Late Gothic Revival

Building Type: Six Family Flat

Architect: F. Arnold **Builder:** Unknown

Occupying a corner lot, this two-story, six-family flat has 12 bays. Its six entrances are in pairs and are recessed in the second, sixth and eleventh bays. The window and door bays all have pointed arches, with the exception of the sixth and eighth bays, which have peaked lintels. The windows have limestone sills throughout, with the first-story sills forming a water table. A faux wall dormer projects from the center of the second-story façade with limestone corner quoins and half-timbering in the gable. With the minor exception of the installation of storm windows, there are no visible alterations to the original construction of this building.

573. **4500 Wichita Ave. Building Date:** 1925 **Photo Log:** 98, 174, 176

Style: OTHER: Prairie References

Building Type: Multi-Family Walk Up

Architect: Unknown **Builder:** E. H. Beckemeier

This brick, two-story, multi-family walk-up has three bays. In the center bay, the front entrance has a terra-cotta

United States Department of the Interior
National Park Service

**NATIONAL REGISTER OF HISTORIC PLACES
CONTINUATION SHEET**

Section 7 Page 156

Forest Park Southeast Historic District
St. Louis (Independent City), Missouri

surround and cornice. The window directly above the entry has terra-cotta blocks at either end of a soldier brick lintel, as do the paired three-over-one light windows at the first and second stories of the two flanking bays. Four brackets on the façade support a low-pitched hip roof is supported by four brackets on the façade. The façade is of a salmon-reddish brick with brown brick highlights

574. 4501-4503 Wichita Ave. Building Date: 1925 Photo Log: 144, 176

Style: OTHER: Craftsman References

Building Type: Multi-Family Walk Up

Architect: G. M. Cross **Builder:** G. M. Cross

This brick, two-story, multi-family walk-up has five bays. In the center bay, brackets support an arched hood above the front entrance. The window directly above the entry has terra-cotta blocks at either end of a soldier brick lintel. In the outer bays of the façade are paired, three-over-one light windows. In the bays flanking the entrance are triple sets of windows. A tiled skirt roof has a center gable with pointed vergeboards.

575. 4501A Wichita Ave. Building Date: c.1910 Photo Log: N/A

Style: No Style

Building Type: Outbuilding

Architect: Unknown **Builder:** Unknown

This brick garage building is in excellent condition, with a flat roof and side parapet walls capped with clay coping tiles. There is a rectangular window opening on the rear (east) façade with soldier brick lintels that has been covered with plywood. The building retains a high degree of integrity and is a contributing resource to the district.

576. 4506 Wichita Ave. Building Date: 1925 Photo Log: 174

Style: OTHER: Prairie References

Building Type: Multi-Family Walk Up

Architect: Unknown **Builder:** E. H. Beckemeier

This brick, two-story, multi-family walk-up has three bays. In the center bay, the front entrance has a terra-cotta surround and cornice. The window directly above the entry has terra-cotta blocks on either end of a soldier brick lintel, as do the paired three-over-one light windows in the first and second stories of the two flanking bays. Four brackets on the façade support a low-pitched hip roof. The façade is of a light-brown brick with salmon-reddish brick highlights

577. 4510 Wichita Ave. Building Date: 1925 Photo Log: N/A

Style: OTHER: Prairie References

Building Type: Multi-Family Walk Up

Architect: Unknown **Builder:** E. H. Beckemeier

This brick, two-story, multi-family walk-up has three bays. In the center bay, the front entrance has a terra-cotta surround and cornice. The window directly above the entry has terra-cotta blocks on either end of a soldier brick lintel, as do the paired three-over-one light windows in the first and second stories of the two flanking bays. Four brackets on the façade support a low-pitched hip roof. The façade is of a salmon-reddish brick with light brown brick highlights.

United States Department of the Interior
National Park Service

**NATIONAL REGISTER OF HISTORIC PLACES
CONTINUATION SHEET**

Section 7 Page 157

Forest Park Southeast Historic District
St. Louis (Independent City), Missouri

-
- 578. 4514-4516 Wichita Ave. Building Date: 1909 Photo Log: N/A**
Style: OTHER: Italian Renaissance References
Building Type: Four Family Flat: Recessed Central Entrances
Architect: Frank Arnold **Builder:** Frank Arnold
This brick, two-story, four-family flat has four bays. In the center bays, the front doors are behind two round-arched entries. The second-story center bays are corbeled and have two one-over-one light windows that are standard in size. The second-story outer bays have wide, one-over-one light windows. Set above a metal cornice, the brick parapet wall is more elaborate than most in the District. The façade is of red brick, with brown brick used below the first-story sills, at the arches, and the projecting bay and cornice.
- 579. 4514A Oakland Ave. Building Date: c.1910 Photo Log: N/A**
Style: No Style
Building Type: Outbuilding
Architect: Unknown **Builder:** Unknown
This brick garage building has a flat roof with side parapet walls capped with clay coping tiles. The front façade has two, two-car garage bays with metal overhead doors. This building retains its historic size, scale, massing, materials and sense of place.
- 580. 4515 Wichita Ave. Building Date: 1917 Photo Log: N/A**
Style: OTHER: Craftsman References
Building Type: Two Family Flat: Side Bay Recessed Entry
Architect: Frank Arnold & Sons **Builder:** Frank Arnold & Sons
This brick, two-story, two-family flat has two bays and a bracketed cornice/pent roof. Above the front door is a Craftsman-style gabled hood. Above the entry is a single, three-over-one light window. On the first story, a course of soldier brick is at the lintel level and a course of white glazed brick is at the lower sill level. In the right bay there are paired, three-over-one light windows.
- 581. 4515A Wichita Ave. Building Date: c.1917 Photo Log: N/A**
Style: No Style
Building Type: Outbuilding
Architect: Unknown **Builder:** Unknown
This wood frame garage building has a gable front roof that is clad with asphalt roofing material and has exposed rafter tails. The front façade is clad with faux brick rolled asphalt and has a single, two-car garage bay that has been covered with plywood. The secondary facades are clad with wide clapboards.
- 582. 4518 Wichita Ave. Building Date: 1908 Photo Log: N/A**
Style: OTHER: Historic Eclecticism
Building Type: Two Family Flat: Side Bay Recessed Entry
Architect: Frank Arnold **Builder:** Frank Arnold
This brick, two-story, two-family flat has two bays and is a smaller version of the four-family flat at 4514-4516 Wichita Avenue. In the right bay, the two front doors are at an angle behind a round-arched entry. Above the entry is a one-over-one light window that is standard in size. In the left bay, the one-over-one light windows in

United States Department of the Interior
National Park Service

**NATIONAL REGISTER OF HISTORIC PLACES
CONTINUATION SHEET**

Section 7 Page 158

Forest Park Southeast Historic District
St. Louis (Independent City), Missouri

the first and second stories are wider. Corbelled brick supports a metal cornice, with an elaborate brick parapet wall. The façade is of red brick, with brown brick used below the first-story sills, at the arches, and the center block of the parapet and cornice.

583. **4519 Wichita Ave.** **Building Date:** 1900 **Photo Log:** N/A

Style: OTHER: Historic Eclecticism

Building Type: Two Family Flat: Shared Side Bay Porch Entrance

Architect: Unknown **Builder:** Unknown

This buff brick, two-story, two-family flat has three bays. The front porch is in the left (west) bay. Double-hung sash windows are in the five remaining main openings. Boards cover the first-story and basement openings. The hip roof's eaves have modillions only on the façade. A hipped dormer faces the street.

584. **4520-4522 Wichita Ave.** **Building Date:** 1899 **Photo Log:** N/A

Style: OTHER: Colonial Revival References

Building Type: Four Family Flat: Shared Central Porch

Architect: Unknown **Builder:** E. J. Walters

This red brick, two-story, four-family flat has four bays. In the center two bays is a hip roof front porch. Above the front porch are narrow, one-over-one light windows. In the outer bays are wide, one-over-one light windows. The first-story windows are in segmental arched openings. Double courses of brown brick connect the limestone sills. Brown brick is also used below the first story. A modillion cornice completes the composition. The design of this building is similar to that of 4524-4526 Wichita Avenue.

585. **4521 Wichita Ave.** **Building Date:** 1901 **Photo Log:** N/A

Style: OTHER: Historic Eclecticism

Building Type: Two Family Flat: Shared Side Bay Porch Entrance

Architect: C. Dougherty **Builder:** W. C. Bennett

This brick, two-story, two-family flat has two bays. The brick façade is painted red. In the left (west) bay, a projecting hip roof brick porch has a poured concrete base. Glass block fills a small window next to the front door. The main façade windows are replacements. In the right bay, wide window openings have narrower replacement windows. The first-story windows in the right bay have limestone sills. The second-story windows in the right bay have a continuous limestone course. The building has a dentil frieze. Boards cover a window in a small, hip roof dormer that faces the street.

586. **4524-4526 Wichita Ave.** **Building Date:** 1899 **Photo Log:** N/A

Style: OTHER: Historic Eclecticism

Building Type: Four Family Flat: Shared Central Porch

Architect: Unknown **Builder:** E. J. Walters

This brick, two-story, four-bay, four-family flat has been converted into a two-family unit. In the two center bays, modern wrought iron posts support the hip roof front porch. Above the front porch are narrow, one-over-one light windows. The two outer bays have wide, one-over-one light windows. The façade is buff brick except below the first-story windows where brown brick is used. Brown brick is also used in double courses to connect

United States Department of the Interior
National Park Service

**NATIONAL REGISTER OF HISTORIC PLACES
CONTINUATION SHEET**

Section 7 Page 159

Forest Park Southeast Historic District
St. Louis (Independent City), Missouri

the limestone sills. A modillion cornice completes the composition. In spite of the alterations to the entrance, this building is able to convey its historic character-defining features.

587. 4525 Wichita Ave. Building Date: 1909 Photo Log: N/A

Style: LATE 19TH AND 20TH CENTURY REVIVALS: Colonial Revival

Building Type: Two Family Flat: Shared Side Bay Porch Entrance

Architect: Alfred How Builder: Alfred How

This brick, two-story, two-family flat has two bays. In the left (west) bay, brick piers with squared Corinthian capitals support the hip roof porch. The paired front doors are original and have transoms. In the right bay, a wide round-arched window is on a stone sill course that continues as coping at the low porch wall. The second-story windows are rectangular and are wider in the right bay. A brick and metal cornice separates the stepped and gabled parapet.

588. 4527 Wichita Ave. Building Date: 1927 Photo Log: 117

Style: OTHER: Craftsman References

Building Type: Two Family Flat: Shared Side Bay Porch Entrance

Architect: William E. Kelk Builder: William E. Kelk

This brick, two-story, two-family flat has two bays. Craftsman references are seen in a bracketed gable hood at the paired front doors, a similar applied gable at the parapet, and on the second story, a course of soldier bricks at the lintel level. In the left bay, the paired front doors are balanced by a pair of six-over-one light windows to the right. A triple set of six-over-one light windows centers the second story.

589. 4528 Wichita Ave. Building Date: 1897 Photo Log: N/A

Style: LATE 19TH AND 20TH CENTURY REVIVALS: Colonial Revival

Building Type: Two Family Flat: Side Bay Recessed Entry

Architect: Unknown Builder: Seybold

This brick, two-story, two-family flat has two bays. In the base of the brick façade, every fourth course of brick is recessed, a pattern which continues to the springing line of the wide, round-arched window in the left bay and the entry in the right bay. At the springing line, a wide stone molding is below a plain stretcher brick pattern. The arches have brick voussoirs. On the extrados, stones are set to denote keystones and springers. On the second story, there are large brackets below and above a projecting bay on the left side. The brackets support a projection of the cornice and a large pediment above. In the right bay, a window has a bracketed hood which visually supports the classical cornice. A plain brick parapet wall tops the building.

590. 4530 Wichita Ave. Building Date: 1904 Photo Log: 110

Style: OTHER: Historic Eclecticism

Building Type: Two Family Flat: Side Bay Recessed Entry

Architect: Unknown Builder: A. E. Spencer

This buff brick, two-story, two-family flat has two bays. On the left side of the building is a three-sided projecting bay, which has one-over-one light windows on all three sides on the first and second stories. In the narrower right bay, on the first story there is a recessed entrance with a window above. At both stories, the windows are on continuous stone sill courses. The roof of the left bay projection rises above the false front mansard, which is supported between two side parapet walls.

United States Department of the Interior
National Park Service

**NATIONAL REGISTER OF HISTORIC PLACES
CONTINUATION SHEET**

Section 7 Page 160

Forest Park Southeast Historic District
St. Louis (Independent City), Missouri

-
591. **4531 Wichita Ave.** **Building Date:** 1909 **Photo Log:** N/A
Style: OTHER: Historic Eclecticism
Building Type: Two Family Flat: Side Bay Recessed Entry
Architect: Christ Gill **Builder:** Christ Gill
The façade of this brick, three-bay, two-family flat has segmental arched window openings with modern replacement windows at the first and second stories. In the left bay, the front doors are behind a modern security door. A brick and metal cornice separates the front parapet wall, which uses a center gable and end blocks.
592. **4533 Wichita Ave.** **Building Date:** 1901 **Photo Log:** N/A
Style: OTHER: Historic Eclecticism
Building Type: Two Family Flat: Side Bay Recessed Entry
Architect: Theo. Rapp **Builder:** F. J. Roehl
This red brick, two-story two-family flat has three bays. The first story of the façade has a round-arched entry in the left bay and round-arched window openings. The second story has segmental arched windows. Metal awnings obscure all of the arches. The upper portion of the round-arched openings are filled-in above the awnings. Below a limestone sill course on the first story, the basement uses bands of multiple courses of raised brick. A brick and metal cornice sets off a gabled parapet wall. Boards cover the basement and first-story windows. Despite the enclosure of the recessed entry and the covered windows, this building retains its character-defining features.
593. **4534 Wichita Ave.** **Building Date:** 1925 **Photo Log:** N/A
Style: LATE 19TH AND EARLY 20TH CENTURY AMERICAN MOVEMENTS: Bungalow/Craftsman
Building Type: Two Family Flat: Shared Side Bay Porch Entrance
Architect: Unknown **Builder:** A. H. Wieldt
This brick, two-story, two-family flat has two bays. A bracketed, low-pitched gable is in the right bay porch hood and another is above the second story, reflecting the Craftsman style. In the left bay, the first-story windows are paired, three-over-one lights, and the second-story windows are replacements with one-over-one lights. In the right bay of the façade, a single one-over-one light replacement window is above the two first-story entries. The front parapet wall rises above either end of the applied gable.
594. **4535 Wichita Ave.** **Building Date:** 1905 **Photo Log:** N/A
Style: LATE 19TH AND 20TH CENTURY REVIVALS: Colonial Revival
Building Type: Two Family Flat: Shared Side Bay Porch Entrance
Architect: William Lucas **Builder:** George Vocker
This brick, two-story, two-family flat has three bays. Alternating courses of smooth and rock-faced limestone are below the first-story windows. Glass blocks fill the basement windows. In the left bay, a projecting hip roof porch covers the front door. In the center and right bays, the two windows have limestone lintels with a keystone motif. On the second story, corbeled brick supports a course of limestone that serves as a sill for the three windows. All of the second-story windows in the main façade are modern replacements. A metal cornice sets off the plain parapet wall.

United States Department of the Interior
National Park Service

**NATIONAL REGISTER OF HISTORIC PLACES
CONTINUATION SHEET**

Section 7 Page 161

Forest Park Southeast Historic District
St. Louis (Independent City), Missouri

-
595. **4536 Wichita Ave.** **Building Date:** 1904 **Photo Log:** N/A
Style: OTHER: Historic Eclecticism
Building Type: Two Family Flat: Side Bay Recessed Entry
Architect: Unknown **Builder:** E. J. Moran
This brick, two-story, two-family flat has three bays. In the projecting right bay is a wide, round-arched entry. Above the entry is a one-over-one light window. In the center and left bays are four standard, one-over-one light windows. A corbeled brick and a metal cornice are below a flat parapet wall.
596. **4538 Wichita Ave.** **Building Date:** 1908 **Photo Log:** N/A
Style: OTHER: Craftsman References
Building Type: Single Family House
Architect: F. J. Cornwell & Co. **Builder:** F. J. Cornwell & Co.
This red brick, two-story house has two bays. In the right bay is a hip roof porch. Above the porch is a gabled bay window with Craftsman references that include the use of over-scaled brackets. Quoins embellish the corners of the building. At the front of the building, side parapet walls support the false front, Mansard roof.
597. **4539 Wichita Ave.** **Building Date:** 1902 **Photo Log:** N/A
Style: LATE 19TH AND 20TH CENTURY REVIVALS: Colonial Revival
Building Type: Two Family Flat: Side Bay Recessed Entry
Architect: M. T. O. Allard **Builder:** K. P. Baly
This red brick, two-story, two-family flat has two bays on the first story, which are comprised of a round-arched entry in the left bay and a wide, segmental arched window opening in the right bay. On the second story there are three segmental arched windows. A corbeled brick cornice supports a parapet wall with raised center and end blocks. This building appears to be situated on the western half of a double lot at this address.
598. **4540 Wichita Ave.** **Building Date:** 1911 **Photo Log:** N/A
Style: OTHER: Colonial Revival References
Building Type: Two Family Flat: Shared Side Bay Porch Entrance
Architect: A. E. Spencer **Builder:** A. E. Spencer
This brick, two-story, two-family flat has two bays. In the right bay, brick piers with squared Corinthian capitals support a hip roof front porch that has low brick side walls. Above the porch, imitation stone asphalt siding is in place below the sills of a projecting bay window. In the left bay, the two rectangular windows have limestone sills, with the first-story sill being part of a stringcourse. A brick and terra-cotta cornice is below the parapet wall, which uses a white glazed brick design in the gabled center block.
599. **4541 Wichita Ave.** **Building Date:** 1897 **Photo Log:** N/A
Style: OTHER: Historic Eclecticism
Building Type: Two Family Flat: Shared Side Bay Porch Entrance
Architect: Unknown **Builder:** Albert J. Aiple
This brick, two-story, two-family flat has two bays. In the left bay, a modern metal awning is above the recessed entrance. In the right bay, a replacement window is in a wide window opening with a brick surround. In the second story there are three one-over-one light windows. A corbeled cornice supports the roof, which is

United States Department of the Interior
National Park Service

**NATIONAL REGISTER OF HISTORIC PLACES
CONTINUATION SHEET**

Section 7 Page 162

Forest Park Southeast Historic District
St. Louis (Independent City), Missouri

hipped at the front of the building only, and is flat for most of the roof surface. The rolled roofing on the hipped portion is peeling away to reveal the original slate shingles beneath.

600. 4545 Wichita Ave. Building Date: 1908 Photo Log: N/A

Style: OTHER: Colonial Revival References

Building Type: Two Family Flat: Shared Side Bay Porch Entrance

Architect: Unknown Builder: Gerhardt H. Milz

This brick, two-story, two-family flat has two bays. Segmental arched windows are in the right bay of the first story and in all the second-story bays. A Craftsman style bracketed gabled hood at the front doors appears to be an early replacement of a porch. A metal cornice separates the brick parapet wall, which has raised end blocks and center gable.

601. 4545A Oakland Ave. Building Date: c.1915 Photo Log: N/A

Style: No Style

Building Type: Outbuilding

Architect: Unknown Builder: Unknown

This wood frame garage building has a gable front roof that is clad with rolled asphalt. The walls are clad with faux masonry rolled asphalt and the front façade has a single, two-car garage bay. The minor alterations to this building are reversible and it has retained its historic size, scale, massing and sense of place. It is contributing to the District.

602. 4547 Wichita Ave. Building Date: 1912 Photo Log: N/A

Style: OTHER: Historic Eclecticism

Building Type: Two Family Flat: Shared Side Bay Porch Entrance

Architect: Unknown Builder: A. E. Spencer

This red brick, two-story, two-family flat has two bays, a projecting front porch and three wide, one-over-one light windows. Flat brick is used to suggest brackets. Brown brick is used below a continuous limestone sill course at the first story. The terra-cotta cornice sets off a parapet wall that has white glazed brick geometric designs.

603. 4550 Wichita Ave. Building Date: 1908 Photo Log: N/A

Style: OTHER: Historic Eclecticism

Building Type: Two Family Flat: Shared Side Bay Porch Entrance

Architect: F. J. Cornwell & Co. Builder: F. J. Cornwell & Co.

This red brick, two-story, two-family flat has two bays. The façade has a gabled front porch and one-over-one light windows. Modern siding covers most of the wall surrounding the front door. The building's corners have quoins. Brown brick in raised courses is used below a sill course at the first story. Just below the flat parapet wall is a tiled pent roof, its brackets now enclosed within a soffit.

United States Department of the Interior
National Park Service

**NATIONAL REGISTER OF HISTORIC PLACES
CONTINUATION SHEET**

Section 7 Page 163

Forest Park Southeast Historic District
St. Louis (Independent City), Missouri

-
604. **4553 Wichita Ave.** **Building Date:** 1911 **Photo Log:** N/A
Style: No Style
Building Type: Two Family Flat: Side Bay Recessed Entry
Architect: August H. Stiel **Builder:** P. J. O'Hearn
This brick, two-story, two-family flat has two bays. A single front door with a sidelight is a recent installation. In the left bay, the front door is recessed behind a rectangular opening. Above the entry is a one-over-one light window. Wider sash windows are in the first and second stories of the right bay. The cornice is enclosed within a soffit. Above the cornice, the parapet wall has end blocks and a center gable.
605. **4555 Wichita Ave.** **Building Date:** 1921 **Photo Log:** N/A
Style: OTHER: Craftsman References
Building Type: Two Family Flat: Shared Side Bay Porch Entrance
Architect: Unknown **Builder:** A Arnold
This brick, two-story, two-family flat has two bays. Craftsman references are present in the gabled front porch with shaped (false) projecting purlin ends, and the three-over-one light windows used singly above the porch and in pairs in the first and second stories of the right bay. A tiled pent roof is applied at the cornice level. The façade is brown brick.
606. **4556 Wichita Ave.** **Building Date:** 1915 **Photo Log:** N/A
Style: OTHER: Historic Eclecticism
Building Type: Two Family Flat: Shared Side Bay Porch Entrance
Architect: Royal Contracting Co. **Builder:** Royal Contracting Co.
This brick, two-story, two-family flat has two bays. A hip roof front porch is in the left bay. Painted plywood covers the space next to the front door. Above the porch is a six-over-one light window. In the right bay are eight-over-one light windows. A metal cornice is below the parapet wall that slopes up to a center raised block.
607. **4557 Wichita Ave.** **Building Date:** 1921 **Photo Log:** N/A
Style: OTHER: Craftsman References
Building Type: Two Family Flat: Shared Side Bay Porch Entrance
Architect: Unknown **Builder:** A. Arnold
This brick, two-story, two-family flat has two bays. Craftsman references are visible in the tiled gabled front porch with its shaped (false) projecting purlin ends, and the three-over-one light windows used singly above the porch and in pairs in the first and second stories of the right bay. Metal awnings are above the first and second story windows in the right bay. Paired brackets support an applied tiled pent roof at the cornice level.
608. **4557A Wichita Ave.** **Building Date:** c.1920 **Photo Log:** N/A
Style: No Style
Building Type: Outbuilding
Architect: Unknown **Builder:** Unknown
This wood frame garage building has a gable front roof clad with asphalt roofing material and the walls appear to be clad with synthetic siding throughout. The garage bay at the front façade has been covered with plywood.

United States Department of the Interior
National Park Service

**NATIONAL REGISTER OF HISTORIC PLACES
CONTINUATION SHEET**

Section 7 Page 164

Forest Park Southeast Historic District
St. Louis (Independent City), Missouri

The building is in good condition and has retained its integrity in terms of size, scale, massing and sense of place. It contributes to the District.

609. **4558 Wichita Ave.** **Building Date:** 1908 **Photo Log:** N/A

Style: OTHER: Historic Eclecticism

Building Type: Two Family Flat: Shared Side Bay Porch Entrance

Architect: F. Nolte **Builder:** F. J. Cornwell & Son

This brick, two-story, two-family flat has two bay and is now a single family dwelling. In the right bay, low brick walls and brick piers support the gable roof front porch that covers the entrance. Above the entry is a double-hung window. In the left bay, wide, one-over-one light windows are in both the first and second stories. Brick quoins elaborate the building's corners. A tiled false front roof is supported between the two side parapet walls.

610. **4559 Wichita Ave.** **Building Date:** 1923 **Photo Log:** 107

Style: LATE 19TH AND EARLY 20TH CENTURY AMERICAN MOVEMENTS: Bungalow/Craftsman

Building Type: Two Family Flat: Full Width Porch AND End Bays Entrances

Architect: Unknown **Builder:** Wieldt

This brick, two-story, two-family flat has three bays. Under a full-length front porch, the two front doors are at opposite ends of the façade. This building's explicitly Craftsman/Bungalow style details include the battered porch piers, the half-timbered effect in the porch gable end and in the applied gable end above the second-story windows, and the shaped brackets supporting this upper gable. The variegated brick façade's only fenestration is a centered window in the first story and two second-story windows. The parapet wall rises up on either side of the applied gable.

611. **4563 Wichita Ave.** **Building Date:** 1897 **Photo Log:** N/A

Style: OTHER: Historic Eclecticism

Building Type: Two Family Flat: Side Bay Recessed Entry

Architect: Unknown **Builder:** Unknown

This brick, two-story, two-family flat has two bays. The façade is faced with Perma-stone. In the left bay, the dual front doors are behind a rectangular opening in the left bay. The windows are one-over-one light sashes. The eaves have modillions. A hipped dormer faces the street.

612. **4565-4567 Wichita Ave.** **Building Date:** 1909 **Photo Log:** N/A

Style: OTHER: Historic Eclecticism

Building Type: Four Family Flat: Recessed Central Entrances

Architect: Unknown **Builder:** Vogel & Richert

This red brick, two-story, four-family flat has four bays. In the two center bays, two pairs of front doors are behind two round-arched openings. Above the two center bays are three-over-one light windows. In the first and second stories of the outer bays are wider, three-over-one light windows. Above a metal cornice is a parapet wall with raised center and end blocks.

United States Department of the Interior
National Park Service

**NATIONAL REGISTER OF HISTORIC PLACES
CONTINUATION SHEET**

Section 7 Page 165

Forest Park Southeast Historic District
St. Louis (Independent City), Missouri

613. **4569-4571 Wichita Ave.** **Building Date:** 1914 **Photo Log:** N/A

Style: OTHER: Historic Eclecticism

Building Type: Four Family Flat: Recessed Central Entrances

Architect: Thomas Taylor **Builder:** Thomas Taylor

This brick, two-story, four-family flat has four bays. All of the façade's window openings and entries are rectangular. The front doors meet at an angle behind two rectangular entries in the center bays. On the first story, the outer bay windows are wide one-over-one lights. On the second story, the four outer bay windows are standard in width. Corbeled brick supports a metal cornice. The parapet wall has been parged.

NON-CONTRIBUTING PROPERTIES

614. **4211 Arco Ave.** **Building Date:** c.1908 **Photo Log:** N/A

Style: No Style

Building Type: Two Family Flat: Side Bay Recessed Entry

Architect: Unknown **Builder:** Unknown

This brick, two-story, two-family flat has two bays. The building has a quarry-faced limestone sill. The main entrances are in the right bay. The cornice is comprised of several bands of patterned brickwork. In addition to the loss of the original windows and doors, Perma-stone has been applied to eighty percent of the façade. The character-defining details of this building have been compromised.

615. **4219 Arco Ave.** **Building Date:** c.1908 **Photo Log:** 169

Style: No Style

Building Type: Single Family: Shotgun

Architect: Unknown **Builder:** Unknown

This red brick shotgun house has a flat roof. In the left bay, wrought iron posts support a small modern porch that covers the entry. A large picture window and a wide eave flat form roof have been installed in the two right bays. The integrity of this building has been compromised beyond being able to convey its character-defining features.

616. **4223A Arco Ave.** **Building Date:** c.1940 **Photo Log:** N/A

Style: No Style

Building Type: Outbuilding

Architect: Unknown **Builder:** Unknown

This one-story, wood frame garage structure has a flat roof with asphalt shingles. The walls are clad with rolled asphalt and the single, one-car garage bay has no visible door. The integrity of this building has been compromised.

United States Department of the Interior
National Park Service

**NATIONAL REGISTER OF HISTORIC PLACES
CONTINUATION SHEET**

Section 7 Page 166

Forest Park Southeast Historic District
St. Louis (Independent City), Missouri

617. **4239 Arco Ave.** **Building Date:** c.1960 **Photo Log:** 168
Style: No Style
Building Type: Single Family House
Architect: Unknown **Builder:** Unknown
This brick, one-story single family house has three asymmetrical bays. The building has a limestone foundation and an asphalt shingle hip roof. A small gable front entrance porch is covers the left and center bays. The main entrance is in the center bay. A corner metal casement window that is flush with the outer wall is in the left and the right bays. This property is non-contributing due to age.
618. **4317A Arco Ave.** **Building Date:** c.1920 **Photo Log:** N/A
Style: No Style
Building Type: Outbuilding
Architect: Unknown **Builder:** Unknown
This one-story, two-car garage building has a flat roof that slopes forward slightly. The two garage bays have hinged wood doors and the walls are clad with faux brick rolled asphalt. This building does not retain its architectural integrity.
619. **4319A Arco Ave.** **Building Date:** c.1920 **Photo Log:** N/A
Style: No Style
Building Type: Outbuilding
Architect: Unknown **Builder:** Unknown
This small one story garage building has one bay with a metal overhead door and a flat roof. The walls have been clad with plywood. Through a series of alterations, this building has lost its historic integrity.
620. **4320A Arco Ave.** **Building Date:** c.1985 **Photo Log:** N/A
Style: No Style
Building Type: Outbuilding
Architect: Unknown **Builder:** Unknown
This gable front garage building has a wide, shallow gable front roof and a single, two-car garage bay with a modern overhead door. The building is clad with vinyl siding throughout and is non-contributing due to age.
621. **4321A Arco Ave.** **Building Date:** c.1920 **Photo Log:** N/A
Style: No Style
Building Type: Outbuilding
Architect: Unknown **Builder:** Unknown
This garage building has a flat roof that slopes forward slightly and the walls are clad with faux brick rolled asphalt. There is a single garage bay with a modern metal overhead door. Alterations have compromised this building's historic integrity.

United States Department of the Interior
National Park Service

**NATIONAL REGISTER OF HISTORIC PLACES
CONTINUATION SHEET**

Section 7 Page 167

Forest Park Southeast Historic District
St. Louis (Independent City), Missouri

622. 4327 Arco Ave. Building Date: 1900 Photo Log: 67, 68

Style: OTHER: Historic Eclecticism

Building Type: Single Family: Shotgun

Architect: Frank Arnold Builder: Unknown

This two-story, two-bay shotgun house was originally a one-story building. The eaves front second-story addition has a hipped dormer with paired windows. Wrought iron posts support the full-length, hip roof porch that covers the main entrance in the right bay and a tripartite picture window with a limestone sill. The original cornice details, which include terra-cotta plaques and brick dentils, are visible below the eaves. The alterations to this building, including the porch and roof additions, have compromised its historic integrity.

623. 4331A Arco Ave. Building Date: c.1930 Photo Log: N/A

Style: No Style

Building Type: Outbuilding

Architect: Unknown Builder: Unknown

This small, one story building has a gable roof clad with asphalt shingles and a concrete foundation. The walls are clad with asbestos shingles and there are two square window openings on the west façade. This building is non-contributing due to age and various insensitive alterations.

624. 4411A Arco Ave. Building Date: c.1980 Photo Log: N/A

Style: No Style

Building Type: Outbuilding

Architect: Unknown Builder: Unknown

This wood frame, one story garage building has a flat roof that slopes forward slightly and is sheathed with rolled asphalt. The walls are clad with plywood throughout. This building is non-contributing due to age.

625. 4417A Arco Ave. Building Date: c.1920 Photo Log: N/A

Style: No Style

Building Type: Outbuilding

Architect: Unknown Builder: Unknown

This flat-roofed garage building has a single, two-car bay with a modern overhead door and the building has vinyl siding throughout. The integrity of this building has been compromised through insensitive alterations and is non-contributing.

626. 4428A Arco Ave. Building Date: c.1990 Photo Log: N/A

Style: No Style

Building Type: Outbuilding

Architect: Unknown Builder: Unknown

This modern concrete block building has a shed roof sloping steeply backward. The front façade has a single, two car garage bay with a modern overhead door. This building is non-contributing due to age.

United States Department of the Interior
National Park Service

**NATIONAL REGISTER OF HISTORIC PLACES
CONTINUATION SHEET**

Section 7 Page 168

Forest Park Southeast Historic District
St. Louis (Independent City), Missouri

627. 4429A Arco Ave.

Building Date: c.1925

Photo Log: N/A

Style: No Style

Building Type: Outbuilding

Architect: Unknown

Builder: Unknown

This two story garage building has a flat roof clad with rolled asphalt. The front façade has single car, modern overhead garage door and the wall is clad with vertical boards. The east façade is clad with diamond shaped asphalt shingles and there is a small window opening at the second story. The integrity of this building has been compromised through a series of alterations.

628. 4440A Arco Ave.

Building Date: c.1960

Photo Log: N/A

Style: No Style

Building Type: Outbuilding

Architect: Unknown

Builder: Unknown

This concrete block garage building has a gable end roof clad with asphalt shingles and a single, two-car garage bay with a non-historic, wood overhead door. The building is non-contributing due to age.

629. 4445A Arco Ave.

Building Date: c.1920

Photo Log: N/A

Style: No Style

Building Type: Outbuilding

Architect: Unknown

Builder: Unknown

This one story, square-plan building has a shallow hipped roof clad with asphalt shingles and a poured concrete foundation. The walls are clad with narrow clapboards and corner boards. There is no fenestration on the alley façade. This building has lost its architectural integrity and therefore does not contribute to the District.

630. 4531A Arco Ave.

Building Date: c.1930

Photo Log: N/A

Style: No Style

Building Type: Outbuilding

Architect: Unknown

Builder: Unknown

This two-car garage building has a gable front roof and two, single-car garage bays, each with metal overhead doors. Vinyl siding clad the entire building. The historic character of this building has been compromised and it is therefore non-contributing.

631. 4533A Arco Ave.

Building Date: c.1920

Photo Log: N/A

Style: No Style

Building Type: Outbuilding

Architect: Unknown

Builder: Unknown

This one-story garage building has a gable roof clad with asphalt shingles and a concrete block front façade wall with a shaped parapet capped with clay coping tiles. A single garage bay is at the front façade with a modern overhead door and the walls are side and rear walls are clad with vinyl siding. Various alterations have compromised the integrity of this building and it is therefore non-contributing.

United States Department of the Interior
National Park Service

**NATIONAL REGISTER OF HISTORIC PLACES
CONTINUATION SHEET**

Section 7 Page 169

Forest Park Southeast Historic District
St. Louis (Independent City), Missouri

632. **4565A Arco Ave.** **Building Date:** c.1985 **Photo Log:** 157
Style: No Style
Building Type: Outbuilding
Architect: Unknown **Builder:** Unknown
This modern single car garage building has a shallow shed roof and is sheathed with weatherboard throughout. It has a metal overhead door and is non-contributing due to age.
633. **4220A Chouteau** **Building Date:** c.1915 **Photo Log:** N/A
Style: No Style
Building Type: Outbuilding
Architect: Unknown **Builder:** Unknown
This concrete block garage building has a single car garage bay at the right of its front façade with the historic wood sliding door intact. To the left of this façade, which is clad with narrow clapboards, are two small square window openings. The roof and two walls have been demolished. This building is non-contributing due to the loss of more than fifty percent of its original material.
634. **4222A Chouteau** **Building Date:** c.1915 **Photo Log:** N/A
Style: No Style
Building Type: Outbuilding
Architect: Unknown **Builder:** Unknown
This wood frame garage building sits on a concrete foundation, has a flat roof clad with rolled asphalt and walls clad with faux brick rolled asphalt. The single garage bay has hinged wood doors. This building is non-contributing due to a series of insensitive alterations that have compromised its historic integrity.
635. **4228A Chouteau** **Building Date:** c.1975 **Photo Log:** N/A
Style: No Style
Building Type: Outbuilding
Architect: Unknown **Builder:** Unknown
This one story garage building has a gable front roof clad with asphalt shingles and a wide, single garage bay. The walls are clad with asbestos shingles and sit on a concrete foundation. This building is non-contributing due to age.
636. **4234A Chouteau** **Building Date:** c.1980 **Photo Log:** 146
Style: No Style
Building Type: Outbuilding
Architect: Unknown **Builder:** Unknown
This modern two-car garage has a gable front roof clad with asphalt shingles. The walls are clad with vinyl siding throughout and the full-width door is modern. This building is non-contributing due to age.

United States Department of the Interior
National Park Service

**NATIONAL REGISTER OF HISTORIC PLACES
CONTINUATION SHEET**

Section 7 Page 170

Forest Park Southeast Historic District
St. Louis (Independent City), Missouri

637. 4350 Chouteau Building Date: 1905 Photo Log: 28, 30

Style: OTHER: Colonial Revival References

Building Type: Neighborhood Commercial Building: Two Part Commercial Block

Architect: Louis Horman Builder: Unknown

This four-bay, two-part commercial block rises two stories to a flat roof and shaped parapet with white terra-cotta coping. The first-story commercial space is delineated by modern façade cladding panels. The first-story entrance to the second-story residential space is in the leftmost bay. The second-story windows have limestone sills that are incorporated into a belt course. Each of the second-story windows is flanked by brick pilasters with white terra-cotta capitals that rise to the white terra-cotta cornice molding. As this building was gutted by fire and lost its roof, floors, windows and historic storefront, its historic integrity has been compromised.

638. 4374 Chouteau Building Date: c.1965 Photo Log: N/A

Style: No Style

Building Type: Single Family House

Architect: Unknown Builder: Unknown

This one-story single-family house has two bays and a hip roof. Modern metal awnings cover the entrance in the left bay and a large tripartite picture window in the right bay. This appears to be a c.1960 HUD infill house. This building is non-contributing due to age.

639. 4380A Chouteau Building Date: c.1980 Photo Log: N/A

Style: No Style

Building Type: Outbuilding

Architect: Unknown Builder: Unknown

This garage building has a gable front roof clad with asphalt shingles and walls clad with vinyl siding throughout. There is a single, two car wide garage bay with a modern overhead door. This building is non-contributing due to age.

640. 4460A Chouteau Building Date: c.1910 Photo Log: N/A

Style: No Style

Building Type: Outbuilding

Architect: Unknown Builder: Unknown

This concrete block garage building has a flat roof with parapets capped with clay coping tiles. The front façade has two, single car garage bays with modern overhead doors. This building is non-contributing due to insensitive alterations to the front façade door configuration and materials.

641. 4501 Chouteau Building Date: c.1955 Photo Log: N/A

Style: No Style

Building Type: Transportation Related Facility: Service Station

Architect: Unknown Builder: Unknown

Occupying the northwest corner of Chouteau and South Taylor avenues, this one-story service station has a flat roof. It appears to be a concrete block construction in a simple rectangular plan with a later rear service bay addition. The building has irregular fenestration, with a service bay on each façade and the main pedestrian

United States Department of the Interior
National Park Service

**NATIONAL REGISTER OF HISTORIC PLACES
CONTINUATION SHEET**

Section 7 Page 171

Forest Park Southeast Historic District
St. Louis (Independent City), Missouri

entrance on the Chouteau Avenue façade. Giving the visual impression of a deck roof, several bands of wood shingles clad the upper portion of the two main façades. This structure is non-contributing to the District due to age.

642.4506-4510 Chouteau **Building Date:** c.1995 **Photo Log:** 45, 47

Style: No Style

Building Type: Six Family Flat

Architect: Unknown

Builder: Unknown

This six-family flat sits on a concrete foundation with facing brick on its front façade. Rising two stories and spanning nine bays, this flat-roofed building is non-contributing to the District due to age. A recent city map places this six-unit building across three lots numbered 4506, 4508, and 4510 Chouteau Avenue.

643. 4512A Chouteau **Building Date:** c.1965 **Photo Log:** N/A

Style: No Style

Building Type: Outbuilding

Architect: Unknown

Builder: Unknown

This wood frame garage structure has a shallow shed roof that slopes forward. There are three, single car bays with no doors. This building is non-contributing due to age.

644. 4527A Chouteau **Building Date:** c.1985 **Photo Log:** N/A

Style: No Style

Building Type: Outbuilding

Architect: Unknown

Builder: Unknown

This modern garage building has a gable front roof with a single, two-car garage bay with an overhead door. The walls are clad with vinyl siding throughout. This building is non-contributing due to age.

645. 4544A Chouteau **Building Date:** c.1915 **Photo Log:** N/A

Style: No Style

Building Type: Outbuilding

Architect: Unknown

Builder: Unknown

This garage building has a shed roof sloping gently forward. The walls are clad with faux brick rolled asphalt and weatherboard at the corners. There is a single, two-car garage bay with a metal overhead door. There is a central, blind cupola at the front slope of the roof. This building is non-contributing due to extensive alterations.

646. 4545A Chouteau **Building Date:** c.1990 **Photo Log:** N/A

Style: No Style

Building Type: Outbuilding

Architect: Unknown

Builder: Unknown

This modern garage building has a gable front roof and a wide, two-car garage bay with an overhead door. The walls are clad with vinyl throughout. This building is non-contributing due to age.

United States Department of the Interior
National Park Service

**NATIONAL REGISTER OF HISTORIC PLACES
CONTINUATION SHEET**

Section 7 Page 172

Forest Park Southeast Historic District
St. Louis (Independent City), Missouri

647. 4310A Gibson Ave. Building Date: Unknown Photo Log: N/A

Style: No Style

Building Type: Outbuilding

Architect: Unknown Builder: Unknown

This wood frame, gable front garage building has a single, two-car garage bay with a modern overhead door. The roof is clad with rolled asphalt and aluminum siding clads the walls. The alterations to this building have compromised its architectural and historic integrity.

648. 4322A Gibson Ave. Building Date: c.1955 Photo Log: N/A

Style: No Style

Building Type: Outbuilding

Architect: Unknown Builder: Unknown

This shed building has a barrel-shaped roof and is completely clad in corrugated metal. This building is non-contributing due to age.

649. 4397A Gibson Ave. Building Date: c.1915 Photo Log: N/A

Style: No Style

Building Type: Outbuilding

Architect: Unknown Builder: Unknown

This garage building has a flat roof and two, single car garage bays with metal overhead doors. The walls are completely clad with aluminum siding. The integrity of this building has been compromised and is therefore not a contributing resource.

650. 4525A Gibson Ave. Building Date: c.1975 Photo Log: N/A

Style: No Style

Building Type: Outbuilding

Architect: Unknown Builder: Unknown

This short, one story garage building has a flat roof with a single car garage bay at the front façade. The walls are clad with weather board and the building has a concrete foundation. A parapet wall at the left façade is capped with clay coping tiles and is all that remains of the original exterior. This building is non-contributing due to extensive alterations.

651. 4536 Gibson Ave. Building Date: c.1955 Photo Log: N/A

Style: No Style

Building Type: Single Family House

Architect: Unknown Builder: Unknown

This light brick, one-story, single-family house has a shallow pyramidal roof. The two-bay front façade contains an entrance with a concrete stoop and a picture window. This property is non-contributing due to age.

United States Department of the Interior
National Park Service

**NATIONAL REGISTER OF HISTORIC PLACES
CONTINUATION SHEET**

Section 7 Page 173

Forest Park Southeast Historic District
St. Louis (Independent City), Missouri

-
652. 4564A Gibson Ave. **Building Date:** c.1985 **Photo Log:** 157
Style: No Style
Building Type: Outbuilding
Architect: Unknown **Builder:** Unknown
This modern two car garage building has a flat roof, is clad entirely with metal siding, and has a modern overhead door. The building is non-contributing due to age.
653. 1060A Kingshighway **Building Date:** Unknown **Photo Log:** N/A
Style: No Style
Building Type: Outbuilding
Architect: Unknown **Builder:** Unknown
This gable front garage building has a single-car garage bay at the front façade and the roof is clad with asphalt shingles. The building is non-contributing due to age.
654. 1074 Kingshighway **Building Date:** 1906 **Photo Log:** 63, 99, 179
Style: No Style
Building Type: Two Family Flat: End Bays Entrances
Architect: O. R. S. Tabor **Builder:** F. J. Cornwell & Sons
Built as one of three two-family flats in a row, alterations to this building include the removal of one of the front doors, the addition of a full-width concrete front stoop, and the application of stucco to the façade.
655. 4419-4421A Oakland Ave. **Building Date:** c.1990 **Photo Log:** N/A
Style: No Style
Building Type: Outbuilding
Architect: Unknown **Builder:** Unknown
This modern gable end garage building has two, two-car garage bays with overhead doors and the walls are clad with vinyl throughout. The building is one of a set of five in a row and is non-contributing due to age.
656. 4423-4425A Oakland Ave. **Building Date:** c.1990 **Photo Log:** N/A
Style: No Style
Building Type: Outbuilding
Architect: Unknown **Builder:** Unknown
This modern gable end garage building has two, two-car garage bays with overhead doors and the walls are clad with vinyl throughout. The building is one of a set of five in a row and is non-contributing due to age.
657. 4427-4429A Oakland Ave. **Building Date:** c.1990 **Photo Log:** N/A
Style: No Style
Building Type: Outbuilding
Architect: Unknown **Builder:** Unknown
This modern gable end garage building has two, two-car garage bays with overhead doors and the walls are clad with vinyl throughout. The building is one of a set of five in a row and is non-contributing due to age.

United States Department of the Interior
National Park Service

**NATIONAL REGISTER OF HISTORIC PLACES
CONTINUATION SHEET**

Section 7 Page 174

Forest Park Southeast Historic District
St. Louis (Independent City), Missouri

-
658. 4431-4433A Oakland Ave. **Building Date:** c.1990 **Photo Log:** N/A
Style: No Style
Building Type: Outbuilding
Architect: Unknown **Builder:** Unknown
This modern gable end garage building has two, two-car garage bays with overhead doors and the walls are clad with vinyl throughout. The building is one of a set of five in a row and is non-contributing due to age.
659. 4435-4437A Oakland Ave. **Building Date:** c.1990 **Photo Log:** N/A
Style: No Style
Building Type: Outbuilding
Architect: Unknown **Builder:** Unknown
This modern gable end garage building has two, two-car garage bays with overhead doors and the walls are clad with vinyl throughout. The building is one of a set of five in a row and is non-contributing due to age.
660. 4439A Oakland Ave. **Building Date:** c.1915 **Photo Log:** N/A
Style: No Style
Building Type: Outbuilding
Architect: Unknown **Builder:** Unknown
This garage building has a very shallow shed roof sloping slightly forward that is clad with rolled asphalt. The front façade has a single, two-car garage bay with a modern overhead door and the walls are clad with vinyl siding throughout. This building is non-contributing due to insensitive alterations.
661. 4500 Oakland Ave. **Building Date:** Unknown **Photo Log:** 13
Style: No Style
Building Type: Multi-family
Architect: Unknown **Builder:** Unknown
A recent city map shows this lot as recent infill construction, and therefore non-contributing to the District. No description is available.
662. 4519A Oakland Ave. **Building Date:** c.1980 **Photo Log:** N/A
Style: No Style
Building Type: Outbuilding
Architect: Unknown **Builder:** Unknown
This modern two car garage building has a gable front and is entirely clad with vinyl siding. It is non-contributing due to age.
663. 4526-4528 Oakland Ave. **Building Date:** Unknown **Photo Log:** N/A
Style: No Style
Building Type: Multi-family
Architect: Unknown **Builder:** Unknown
A recent city map shows this lot as recent infill construction, and therefore non-contributing to the District. No description is available.

United States Department of the Interior
National Park Service

**NATIONAL REGISTER OF HISTORIC PLACES
CONTINUATION SHEET**

Section 7 Page 175

Forest Park Southeast Historic District
St. Louis (Independent City), Missouri

664. 4526A Oakland Ave. Building Date: c.1990 Photo Log: N/A

Style: No Style

Building Type: Outbuilding

Architect: Unknown

Builder: Unknown

This gable front two-car garage building has asphalt shingles on the roof and is clad with vinyl throughout. It is non-contributing due to age.

665. 4571 Oakland Ave. Building Date: 1901 Photo Log: 95

Style: LATE VICTORIAN: Romanesque Revival

Building Type: ALTERED: Originally - Two Family Flat: Side Bay Recessed Entry; Currently - Single Family Flat

Architect: Unknown

Builder: I. Kuntz & Co.

Shown as a two-story, two-family flat on a Sanborn map, the second story of this building was removed c.1965. Engaged brick columns with a brick archivolt flank the round-arched opening in the right bay, as well as the two windows in the left bay. Plywood covers the upper, arched sections of the windows. Boards cover the basement windows in the façade's limestone foundation.

666. 1093A South Taylor Ave. Building Date: c.1990 Photo Log: N/A

Style: No Style

Building Type: Outbuilding

Architect: Unknown

Builder: Unknown

This large garage building has a flat roof with two, two-car garage bays at the front façade with modern overhead doors. The building is completely clad in vinyl siding. This building is non-contributing due to age.

667. 1109A South Taylor Ave. Building Date: c.1980 Photo Log: N/A

Style: No Style

Building Type: Outbuilding

Architect: Unknown

Builder: Unknown

This modern garage building has a flat roof and is clad entirely with weatherboard. It is non-contributing due to age.

668. 4519A Wichita Ave. Building Date: c.1990 Photo Log: N/A

Style: No Style

Building Type: Outbuilding

Architect: Unknown

Builder: Unknown

This modern gable front two-car garage building has asphalt shingles on the roof and is clad with vinyl throughout. It is non-contributing due to age.

United States Department of the Interior
National Park Service

**NATIONAL REGISTER OF HISTORIC PLACES
CONTINUATION SHEET**

Section 7 Page 176

Forest Park Southeast Historic District
St. Louis (Independent City), Missouri

-
669. 4520A Wichita Ave. Building Date: c.1980 Photo Log: N/A
Style: No Style
Building Type: Outbuilding
Architect: Unknown Builder: Unknown
This modern gable front two-car garage has a gable front roof and a metal overhead door. It is non-contributing due to age.
670. 4530A Wichita Ave. Building Date: c.1980 Photo Log: N/A
Style: No Style
Building Type: Outbuilding
Architect: Unknown Builder: Unknown
This gable front garage building has a two-car garage bay at the front façade with a metal overhead door. The walls are clad in weatherboard. The building is non-contributing due to age.
671. 4531A Wichita Ave. Building Date: c.1990 Photo Log: N/A
Style: No Style
Building Type: Outbuilding
Architect: Unknown Builder: Unknown
This gable front two-car garage building has asphalt shingles on the roof and vinyl siding throughout. It is non-contributing due to age.
672. 4538A Wichita Ave. Building Date: c.1980 Photo Log: N/A
Style: No Style
Building Type: Outbuilding
Architect: Unknown Builder: Unknown
This gable front garage building is completed clad with weatherboard and has a metal overhead door. This building is non-contributing due to age.
673. 4539A Wichita Ave. Building Date: c.1990 Photo Log: N/A
Style: No Style
Building Type: Outbuilding
Architect: Unknown Builder: Unknown
This garage building has a gable front roof clad with asphalt shingles and the walls are clad with vinyl throughout. The front façade has a single, two car garage bay with a modern overhead door. This building is non-contributing due to age.
674. 4542 Wichita Ave. Building Date: Unknown Photo Log: N/A
Style: No Style
Building Type: Multi-family
Architect: Unknown Builder: Unknown
A recent city map shows this lot as recent infill construction, and therefore it is non-contributing to the District. No description available.

United States Department of the Interior
National Park Service

**NATIONAL REGISTER OF HISTORIC PLACES
CONTINUATION SHEET**

Section 7 Page 177

Forest Park Southeast Historic District
St. Louis (Independent City) Missouri

675. 4546 Wichita Ave. Building Date: Unknown Photo Log: N/A
Style: No Style
Building Type: Multi-Family
Architect: Unknown Builder: Unknown
A recent city map shows this lot as recent infill construction, and therefore it is non-contributing to the District.
No description available.

676. 4548 Wichita Ave. Building Date: Unknown Photo Log: N/A
Style: No Style
Building Type: Multi-Family
Architect: Unknown Builder: Unknown
A recent city map shows this lot as recent infill construction, and therefore non-contributing to the District. No
description is available.

677. 4550A Wichita Ave. Building Date: c.1980 Photo Log: N/A
Style: No Style
Building Type: Outbuilding
Architect: Builder: Unknown
This gable front two-car garage building is clad entirely with weatherboard. It is non-contributing due to age.

678. 4552 Wichita Ave. Building Date: c.1965 Photo Log: N/A
Style: Modern: Ranch Style
Building Type: Single Family House
Architect: Unknown Builder: Unknown
This one-story brick house has two bays, with the entrance in the left bay and a tripartite picture window in the
right bay. This building is non-contributing to the District due to age.

United States Department of the Interior
National Park Service

**NATIONAL REGISTER OF HISTORIC PLACES
CONTINUATION SHEET**

Section 7 Page 178

Forest Park Southeast Historic District
St. Louis (Independent City) Missouri

VACANT PROPERTIES

679.	4201	Arco Ave. (historically open space)	706.	4371	Gibson Ave.
680.	4231	Arco Ave.	707.	4380	Gibson Ave.
681.	4233	Arco Ave.	708.	4395	Gibson Ave.
682.	4247	Arco Ave.	709.	4401	Gibson Ave.
683.	4304	Arco Ave.	710.	4403	Gibson Ave.
684.	4307	Arco Ave.	711.	4417	Gibson Ave.
685.	4309	Arco Ave.	712.	4431	Gibson Ave.
686.	4333	Arco Ave.	713.	4439	Gibson Ave.
687.	4451	Arco Ave.	714.	4469	Gibson Ave.
688.	4460	Arco Ave.	715.	4570	Gibson Ave.
689.	4126-4128	Chouteau	716.	4583	Gibson Ave. (historically open space)
690.	4210	Chouteau	717.	1048	Kingshighway Blvd.
691.	4216	Chouteau	718.	1100	Kingshighway Blvd.
692.	4218	Chouteau	719.	1126	Kingshighway Blvd.
693.	4230	Chouteau	720.	4411	Oakland Ave.
694.	4328	Chouteau	721.	4438	Oakland Ave.
695.	4330	Chouteau	722.	4444	Oakland Ave.
696.	4332	Chouteau	723.	4458	Oakland Ave.
697.	4396	Chouteau	724.	4510	Oakland Ave.
698.	4432	Chouteau	725.	4521	Oakland Ave.
699.	4442	Chouteau	726.	4532	Oakland Ave.
700.	4448-4450	Chouteau	727.	4575	Oakland Ave.
701.	4308	Gibson Ave.	728.	1084	South Newstead Ave.
702.	4307	Gibson Ave.	729.	1126	South Taylor Ave.
703.	4337	Gibson Ave.	730.	1045	South Taylor Ave.
704.	4366	Gibson Ave.	731.	4549	Wichita Ave.
705.	4368	Gibson Ave.			

United States Department of the Interior
National Park Service

**NATIONAL REGISTER OF HISTORIC PLACES
CONTINUATION SHEET**

Section Number 8 Page 179

Forest Park Southeast Historic District
St. Louis (Independent City), Missouri

Architect/Builder (continued)

How, Alfred (architect)	Buckley, Thomas J. (builder)	Poertner, C.H. (builder)
Darr, E.A. (builder)	Burgdorf, Herman (architect)	Schumacher, S. O. (builder)
Laherty, Michael (builder)	Christophel, H. (builder)	Boehmer, Otto J. (builder)
Spencer, A.E. (builder)	Cornwell, B. (builder)	Boyer, John D. (builder)
Houser T. L. (builder)	Cornwell (F. J.) & Co. (builder)	Burns, W. C. (builder)
Popp, Oliver J. (architect)	Darr, Frank (builder)	Dougherty, C. (builder)
Shamburg, Henry (architect)	Egan, John (builder)	Hella, G. J. (builder)
Aiple, Albert (builder)	Guth, H.W. (builder)	Bull & Smith Co. (builder)
Beck, August (architect)	Hacker, W.P. (architect)	Cann, W. A. (builder)
Tabor, O.R.S. (builder)	Horman, Louis (builder)	Cavanaugh, M.H. (builder)
Beckemeier, E. H. (builder)	Groves, A.B. (builder)	Bonsac, F.C. (architect)
Becker, Gerhard (builder)	Leahman, George E. (builder)	Howard, Norman (architect)
Berger, R.A. (builder)	Naherly, M. (builder)	McMahon, William (architect)
	Nolte, F. Nothstien, (architect).	Wilhelma, Otto J. (architect)

STATEMENT OF SIGNIFICANCE

The Forest Park Southeast Historic District located in the City of St. Louis, Missouri is significant under National Register of Historic Places Criterion A for the area COMMUNITY PLANNING AND DEVELOPMENT and Criterion C for the area of ARCHITECTURE. The district includes 612 contributing resources (including 92 outbuildings), 65 non-contributing properties (including 48 buildings) and 53 vacant lots. Its period of significance begins with the construction of the earliest extant dwelling in 1890 and continues to 1935, the construction date of the last contributing property. The District is significant in the area of Community Planning and Development for its associations with a significant national and local urban development patterns — emigration to the suburbs. Specifically, the district represents the late nineteenth and early twentieth century phenomenon of the working- and middle-class quest for relief from the crowded and polluted conditions in the older residential sections of St. Louis. As a surviving working class neighborhood located adjacent to public transit lines several miles from the older downtown commercial center, it reflects a significant development pattern in the city. Due to its density, variations on common popular architecture themes from a finite time period, and exclusive concentration of working class residential property types, it has a distinctly homogeneous appearance that differentiates it from older residential neighborhoods in the city's historic core as well from contemporaneous working- and middle-class neighborhoods in the immediate area. The District is also significant in its representation of the conscious effort to separate commercial and manufacturing facilities from residential streets and to relegate them to defined areas that began during this period. Moreover, it is an important reminder that segregation of residential enclaves from other land uses occurred in the creation of working class neighborhoods as well as in upper-middle and upper class neighborhoods. The District is architecturally significant for the number and variety of modest residential building types and styles it contains that collectively

United States Department of the Interior
National Park Service

**NATIONAL REGISTER OF HISTORIC PLACES
CONTINUATION SHEET**

Section Number 8 Page 180

Forest Park Southeast Historic District
St. Louis (Independent City), Missouri

represent an important facet in the evolution of the city's residential architecture during the late nineteenth and early twentieth centuries. The District's residential buildings, often designed as cohesive units and built a block or more at a time, reflect the work of builders and developers who responded to a growing working- and middle-class housing market. In particular, the dwellings in the District represent the complete gamut of late nineteenth and early twentieth century working class residential building types including, single-family, shot gun houses town houses, row houses and two-story, two-, four-, six-, and eight-family flats. In particular, the high number of multi-family residences in the District provides a unique concentration of this property type erected during a specific period. Although few of the buildings within the proposed district are particularly noteworthy as individual structures, as a group they comprise an architecturally significant collection of small-scale residential and neighborhood commercial and institutional building types harmoniously designed over a 40-year period. The District enjoys a high degree of cohesiveness reflecting the large number of properties that retain architectural integrity and dense, homogeneous streetscapes created by uniform lot size and building set-backs, as well as contiguous rows of one- and two-story residences that share the same scale, massing, materials and repetition of architectural styles and detailing. The District is also significant for its simple but picturesque treatments of Late Victorian, Late Nineteenth and Twentieth Century Revival, Late Nineteenth and Early Twentieth Century American Movement, and Twentieth Century Modern Movement architecture. Many of the buildings are simple adaptations of these styles, often combining multiple stylistic idioms of the period in which they were built. Whether expressing conservative design traditions or current architectural fashion, the quality of their brick and stonework and other architectural detailing distinguishes the vast majority of the buildings. In particular, the predominant use of dark brick with contrasting light colored terra-cotta, wood or stone embellishments contributes to the cohesive appearance of the District. With the exception of missing entrance porches or porch elements, most of the buildings retain a high degree of integrity of location, setting, design, materials, workmanship, feelings and associations.

ELABORATION

An understanding of the significance of the resources found in the Forest Park Southeast Historic District requires knowledge of the relationship of the resources to larger historic contexts associated with the development in St. Louis and the evolution of architectural styles in the city. In addition to contextual information relating to the resources themselves, four general thematic contexts relate to the development of St. Louis in the late nineteenth and early twentieth centuries. They are: "The Forest Park Neighborhood History," "Community Planning and Development," "Residential Architecture in the era of the Spreading Metropolis," and "Working Class Residential Property Types."

United States Department of the Interior
National Park Service

**NATIONAL REGISTER OF HISTORIC PLACES
CONTINUATION SHEET**

Section Number 8 Page 181

Forest Park Southeast Historic District
St. Louis (Independent City), Missouri

FOREST PARK SOUTHEAST NEIGHBORHOOD HISTORY

The Forest Park Southeast Historic District was originally part of the *Prairie des Noyers* or “Meadows of the Walnut Trees,” which were commonly-held agricultural fields laid out by the French settlers in 1769. These fields included most of the present day Prairie Groves/Shaw Neighborhood in the City of St. Louis, Missouri [Figure 2: St. Louis Neighborhoods]. The northern section of the Forest Park Southeast Neighborhood was within the *Cul de Sac* common field and the St. Louis Commons. The *Prairie des Noyers* consisted of a series of strips of varying widths cultivated by the European settlers that ran westward from what later became Grand Boulevard to Kingshighway Boulevard. After the Louisiana Purchase, it took the United States government several decades to settle land claim issues in this area dating from the French settlement period. Ultimately, the various French families who retained their property titles sold their tracts to land speculators.⁵

Between 1825 and 1832, Colonel Samuel McRee assembled a 1,000-acre tract in this area. McRee was a retired army officer who began acquiring the parcels when he was Surveyor General of the Missouri and Illinois District. McRee’s property was west of the then St. Louis city limits just east of present day Grand Boulevard and ran to Kingshighway Boulevard. At this time only two roads cut through the McRee land — old Manchester Road (now Vandeventer Avenue) and “New Manchester Road” (present day Manchester Avenue).⁶

In the 1840s, wealthy philanthropist Henry Shaw purchased the southern portion of McRee’s tract along with other parcels in the area. In 1850, the Missouri Pacific Railroad purchased a tract through the area south of Vandeventer Avenue. The expansion of the city limits west of Grand Boulevard in 1855 prompted Shaw and Mary S. Tyler, an owner of adjacent land, to plat three streets in 1857 and to impose deed restrictions prohibiting the construction of factories and other “nuisances.”⁷

However, with the exception of these activities, little development took place in the area until after the Civil War. The area north of Manchester Avenue remained farmland owned by McRee’s widow, Mary. In 1869, Mary McRee subdivided about 320 acres and platted an area called the McRee City subdivision. That area today is bounded by Spring, Vandeventer, Park and McRee avenues. That same year, the City of St. Louis annexed McRee City, stimulating building activity on the north side of the rail lines. Mary McRee also sold 80 acres west

⁵ Jane M. Porter and Mary M. Stiritz, “Tiffany Neighborhood District,” [National Register of Historic Places Nomination Form], 15 October 1986, Missouri Department of Natural Resources Historic Preservation Program Archives, Jefferson City, Missouri, Section 8, 1.

⁶ Ibid.

⁷ Ibid.

United States Department of the Interior
National Park Service

**NATIONAL REGISTER OF HISTORIC PLACES
CONTINUATION SHEET**

Section Number 8 Page 182

Forest Park Southeast Historic District
St. Louis (Independent City), Missouri

of Boyle Avenue to the Laclede Association for development as a racecourse. The racetrack failed soon thereafter and the land sold at auction in 1869.⁸

The City limits expanded west from Grand Boulevard west to Skinker Boulevard in 1876. Included in those boundaries was the newly dedicated 1,292-acre Forest Park. [Figure 1: City of St. Louis Location Map]. An 1878 map of the area shows two farmsteads between Manchester and Chouteau avenues in the area adjacent to Kingshighway Boulevard at the southeast corner of Forest Park. Along the Missouri Pacific Railroad, there was considerable development, particularly in the McRee City area. To the south, Tower Grove Park and Shaw's Missouri Botanical Gardens appear to be a well-landscaped and developed sites, while the surrounding area was largely vacant land except for a few houses on the perimeter streets.⁹

The expansion of the city's transportation lines in the last decades of the nineteenth century had a profound effect on the development of the Forest Park/Tower Grove area. In 1882, the Lindell Company extended its horse-drawn streetcar line westward on Chouteau Avenue and along Kingshighway Boulevard stimulating some development along the line. Three years later, the first transit lines west from Grand Boulevard on Lindell Avenue reached the eastern edge of Forest Park. Before the consolidation of transit services in 1899 as the United Railways Company, several independent companies furnished services to the area. They included: the Market Street branch of the Missouri Railroad, which ran out Old Manchester Road to Tower Grove Avenue; the Tower Grove line on Arsenal Street, a branch of the Union Depot Railroad, which, in the 1890s, terminated at Kingshighway; the Compton and Park streetcar lines developed from the earlier Compton Heights line of the Lindell Railway Company; the Tiffany Line that connected the transit offices and shops at 39th and Park with Chouteau Avenue; and the Manchester Line that was originally part of the Suburban Railway system servicing the county enclaves of Maplewood and Kirkwood.

When the streetcar lines reached Forest Park during the 1880s, wealthy real estate developer, T. A. Scott purchased and platted the Gibson Heights subdivision between Kingshighway Boulevard and Newstead, Chouteau and Swan avenues and marketed it as the city's first "subdivision." Because much of Gibson Heights was across the street from Forest Park and directly accessible to public transit lines, the area was highly desirable. Residential buildings erected between Kingshighway Boulevard and South Taylor Avenue during this period were larger and more expensive than those built south of Manchester and east of Taylor.

⁸ "St. Louis Real Estate in Review," *Glimpses of the Past*, 4 (October-December 1937): 138-39.

⁹ Spence, Jennifer, John Fulmer and Joseph L. Harl. "Records and Literature Search of Fairgrounds Park, Forest Park, O'Fallon Park and Tower Grove Park and Phase I Survey of Proposed Post-Dispatch Lank Sewer Interceptor, Forest Park, St.

United States Department of the Interior
National Park Service

**NATIONAL REGISTER OF HISTORIC PLACES
CONTINUATION SHEET**

Section Number 8 Page 183

Forest Park Southeast Historic District
St. Louis (Independent City), Missouri

About the same time that electrification of local transit lines occurred in 1890, residential development in the Forest Park Southeast Neighborhood began in earnest. Manchester Avenue, also known as the “road to Jefferson City,” began to experience rapid development. In 1892, real estate investors purchased the area east of South Newstead Avenue and developed it under the name of McRee Place. Over the next eight years, contractors erected nearly 500 residences, most on speculation. Between 1890 and 1900, the McRee City neighborhood also became well-populated. By the end of the decade, developers had erected nearly half of the existing buildings in the larger Forest Park Southeast Neighborhood.¹⁰

In the early twentieth century, the neighborhood continued to grow. Factories located into the area north of Chouteau Avenue and Manchester Avenue developed into a thriving neighborhood commercial district. In particular, the Louisiana Purchase Exposition, also known as the 1904 World’s Fair, held in Forest Park, further stimulated development in surrounding neighborhoods. By 1920 over 90 percent of all extant buildings in the neighborhood had been built.

Costs for two-story buildings ranged from \$8,000 to \$13,000 and one-story buildings averaged around \$2,000. The owners of a significant number of the multi-family buildings resided in the neighborhood. Many who applied for the building permits were women who continued to live in the neighborhood after erecting at least two buildings. A selective review of census records indicates that many of the property owners were of German and Italian descent. Occupations listed for residents in the District include: grocers, florists, clerks, woodworkers, butchers, school teachers, an undertaker, a salesman, a station engineer and a river boat captain, carpenters, millwrights, machinists, a glass bender, a brass polisher, house painters, electricians and policemen.

COMMUNITY PLANNING AND DEVELOPMENT

By virtue of the establishment of the city along the bluffs of the Mississippi River, the City of St. Louis’ development patterns always included spreading development to the west across flat river bottom and rolling prairie land. The need for railroad lines to utilize the gradual rise in grade found along the river corridor and the separation of the city from its surrounding county in 1875 further defined the city’s growth and settlement patterns.¹¹ Historians divide the development of St. Louis into five discrete phases based on general temporal periods. They include: 1) the “Original Urban Landscape” – communities founded in the Colonial period before the Louisiana Purchase of 1803; 2) “Central St. Louis” – the older neighborhoods closely clustered around

Louis City, Missouri.” March 1996, Missouri Department of Natural Resources Historic Preservation Program Archives. Jefferson City, Missouri, 17.

¹⁰ Porter and Stiritz, 1-2.

¹¹ Tim Fox, *Where We Live A Guide to St. Louis Communities* (St. Louis: Missouri Historical Society Press, 1995. 1.

United States Department of the Interior
National Park Service

**NATIONAL REGISTER OF HISTORIC PLACES
CONTINUATION SHEET**

Section Number 8 Page 184

Forest Park Southeast Historic District
St. Louis (Independent City), Missouri

downtown; 3) "The Spreading Metropolis" – more distant urban neighborhoods built in the late nineteenth and early twentieth century; 4) "The Suburbs" – newer towns outside the city limits; and 5) "Communities Beyond" – smaller communities that have remained outside the urban region.¹² The District has strong associations with the era of the "Spreading Metropolis"

From 1764 to 1803, St. Louis was an European outpost with only minimal planning at the edge of a wilderness. The first Euro-American inhabitants relied on their common traditions in the design of their village and in the conveyance of property. Their traditional town plan was an integrated arrangement of public and private spaces with both rural and urban functions. Although Auguste Chouteau platted the first blocks of the village of St. Louis in 1874, the area beyond followed traditional European agricultural patterns. The earliest farmers laid out long, narrow commonly held agricultural fields between present-day Grand Boulevard and Kingshighway Boulevard in the 1760s. Today, the irregular streets north of Arsenal reflect the arrangement of these fields. Later in 1836, the city designed the area to the south on a grid with Arsenal as one axis. These two designs converge at Grand Boulevard, accounting for changes in direction of some streets and the skewed grid in some areas. Developers started dividing the prairie in 1805, but people only moved into pockets near work sites such as coal mines or along transportation corridors.¹³

By the nineteenth century, St. Louis began to acquire the appearance of an American city. Land use became specialized with areas divided into industrial, commercial, retail and residential sections. Within this pattern, the workplace both created and preserved neighborhoods. While the wealthy had access to private transportation – horse and carriage – that allowed them to reside away from the noise and pollution of the commercial and industrial areas, most people lived within easy walking distance of their job site. Consequently, densely built residential neighborhoods surrounded work sites along the river and, later, railroad tracks. The presence of residential streets stimulated retail and service businesses to locate near residences at corners and along the busiest roads. The presence of these services, in turn, stimulated the erection of more residences. The new residences encouraged more commercial development.¹⁴ Today much of the evidence of this historical pattern no longer exist as a result of post-World War II urban renewal programs and the creation of interstate highway systems. Only fragments of these larger early nineteenth century neighborhood systems remain intact.

¹² Ibid., 2.

¹³ Jeffrey E. Smith, "St. Louis Historic Contexts," *A Preservation Plan for St. Louis, Volume 1* (St. Louis: City of St. Louis Heritage and Urban Design Division Preservation Section, 1995), 47-48.

¹⁴ Fox, 3.

United States Department of the Interior
National Park Service

**NATIONAL REGISTER OF HISTORIC PLACES
CONTINUATION SHEET**

Section Number 8 Page 185

Forest Park Southeast Historic District
St. Louis (Independent City), Missouri

THE "SPREADING METROPOLIS"

A third type of neighborhood emerged in the late nineteenth and early twentieth century during the era of the "Spreading Metropolis." These were urban neighborhoods within the city limits located several miles away from the city's historic downtown. Residential development near the city's expanding edges in St. Louis resulted from the same conditions that stimulated the growth of hundreds of "suburban" tracts in American cities across the country in the late nineteenth and early twentieth century. Dislike of crowded, noisy, polluted conditions of the older city core, made new, outlying neighborhoods appealing to increasing numbers of the working and upper-middle classes.

The construction of new housing additions required the presence speculative developers to provide the initial capital for the purchase, subdivision and marketing of large farm holdings such as the McRee and Tyler lands. Successful development also depended upon accessible public utilities and transit systems that attracted builders and residents.

The Forest Park Southeast District has direct associations with these typical late nineteenth and early twentieth century development patterns in St. Louis. The District also marks the appearance of one of the first working class streetcar suburbs of the Central West End area. *[Figure 1: City of St. Louis Location Map]*

Late Nineteenth Century Development Patterns

In 1870, most of the land west of Grand Boulevard was agricultural. By 1900, only the land on the city's western and southwestern boundaries remained undeveloped. The boom in building occurred as the city's population grew from 160,773 in 1870 to 575,238 in 1900.¹⁵ Where once the city's leaders thought the 1875 boundaries would contain all the growth the city needed, it was apparent within several decades that little rural land within the city existed and the migration from the city's historic core would continue beyond the city limits.

As early as the 1860s, the wealthy citizens of St. Louis, able to afford their own private transportation (carriages and horses), developed private residential enclaves away from the central city area. These neighborhoods, designed and platted by civil engineers, often took the form of gated private streets with their own maintenance and security crews. Their designs often included paved streets and sidewalks, ornamental landscape elements and small parks. By the 1880s private streets were a unique feature of St. Louis' upper middle-class and upper-class neighborhoods, a practice that continued well into the twentieth century. Most were north of Lindell Avenue, a

¹⁵ "St. Louis Property Types," 187.

United States Department of the Interior
National Park Service

**NATIONAL REGISTER OF HISTORIC PLACES
CONTINUATION SHEET**

Section Number 8 Page 186

Forest Park Southeast Historic District
St. Louis (Independent City), Missouri

self-imposed dividing line that removed these elite private residential enclaves from commercial and working class residential intrusions.¹⁶

As mass transportation networks evolved, more modest homes and neighborhoods followed the same general pattern of residents relocating to new subdivisions on the outskirts of town and commuting into the city for work, shopping and services. Streetcar and cable car lines allowed working- and middle-class citizens an expanded choice of residential locations. The Missouri Railway Company ran the city's first horse-drawn streetcars in 1859. Almost 20 years later, the company's narrow-gauge streetcar line stimulated suburban development northward as well as westward. Cable-powered cars arrived in 1886. It was, however, the switch to electric streetcars that truly expanded the city's transportation network.¹⁷

As the city grew, the "outskirts" moved farther and farther from downtown. New streetcar line extensions reached farther into St. Louis County, with new residential subdivisions following close behind. And just as the neighborhoods established in the last decade of the nineteenth century and the early years of the twentieth century owe their locations, in part, to the streetcar and, later, the automobile, commercial areas developed along transit corridors as well. The widespread network of streetcars transformed the arterial streets on which they ran into commercial zones. Streets such as Grand and Manchester avenues and Kingshighway Boulevard evolved into retail commercial corridors providing convenient services to the increasing number of mass transit riders.¹⁸

The Forest Park Southeast Historic District is an excellent example of this development. An important stimulus to the establishment of the neighborhood was a system of electric street car service on the main streets in that area. The 1889-opening of the Grand Boulevard viaduct, in particular, provided easy access and streetcar connections between the new "western" subdivisions and the rest of the city. It should also be noted that other forces stimulated development in the area. While new and expanding forms of transportation hastened a continuing pattern of residential settlement away from the downtown areas, the presence of recreational amenities like Forest Park and Tower Grove Park, also stimulated the location of transit lines which, in turn, drew tenants and homeowners from their old neighborhoods to new residential areas such as the Forest Park Southeast Historic District. With transit systems in place and a population increase of 29 percent in the previous decade,¹⁹ real estate speculators felt safe purchasing the land from property owners who had assembled large tracts in the mid-nineteenth century. The District's first homes appeared in the 1890s, and construction accelerated after the end of the Panic of 1893. Within the next decade or so, builder/developers platted small subdivisions and a neighborhood emerged. The 1908 Sanborn Fire Insurance Map shows the area encompassed by the Forest Park Southeast

¹⁶ Smith, 49.

¹⁷ Ibid., 17.

¹⁸ Smith, 17-18.

United States Department of the Interior
National Park Service

**NATIONAL REGISTER OF HISTORIC PLACES
CONTINUATION SHEET**

Section Number 8 Page 187

Forest Park Southeast Historic District
St. Louis (Independent City), Missouri

Historic District almost completely developed. The neighborhood's neat middle-class detached houses and multi-family living units offered a life removed from the hustle, grime, smoke, and cramped living of the neighborhoods to the east, and represented the most recent installment in the city's residential expansion westward.

Moreover, the District is significant as a unique surviving example of a residential land-use specifically allocated to the working class in the Central West End District. Neighborhoods for the affluent upper and middle class to the north and west include private streets and visual buffer zones between commercial and residential neighborhoods. Because of the relatively small triangular area created by the commercial thoroughfares of Chouteau, Kingshighway and Manchester, and their related commercial and industrial intrusion in the surrounding area, the highest and best use for the land now included in the District and in the surrounding blocks was as working class housing. Because of mid-twentieth century highway construction, institutional expansion and urban renewal programs, the District is significant as a surviving intact neighborhood in the area. There are other surviving working class enclaves in the surrounding area, such as neighborhoods near Tower Grove Park to the south. However, these neighborhoods have a different appearance and configuration due to the physical and contextual peculiarities and historic development of their immediate area. While some similar architecture styles and building types occur in these neighborhoods, they do not have the variety of single and multiple family property types and stylistic treatments, nor the density found in the Forest Park Southeast Historic District – all a result of development parameters associated with the District's size and proximity to specific historic commercial and transportation corridors and the designs of the variety of builders and architects over a finite period of time.

Twentieth Century Planning Innovations

By the beginning of the twentieth century, St. Louis, like other industrial cities, lacked cohesiveness, order, and aesthetic amenities. As the city grew throughout the nineteenth century, it engulfed other communities, merging their land use patterns and infrastructure into its own as well as creating new suburban areas. City residents and new neighborhoods spread out farther and farther with each decade. As the new century got underway, the city's leaders introduced the new concepts of city planning and landscape design in an effort to curb the urban chaos that emerged during the industrialization and rapid growth during the late nineteenth century.²⁰

This transition mirrored that of other cities at this time. Beginning with the 1893 Columbian Exposition at Chicago, the civic leaders of America enthusiastically embraced what became known as the City Beautiful Movement. The movement had its foundation in the philosophies of the Paris *Ecole des Beaux-Arts*, which trained an entire generation of architects and designers in classical building forms, and the progressive reform movement that repudiated the social models of the nineteenth century and sought to create safe, clean and healthy

¹⁹ Porter and Stirtz, 1.
²⁰ Smith, 51-52.

United States Department of the Interior
National Park Service

**NATIONAL REGISTER OF HISTORIC PLACES
CONTINUATION SHEET**

Section Number 8 Page 188

Forest Park Southeast Historic District
St. Louis (Independent City), Missouri

environments for the working poor as well as the elite. The progressive's belief in city planning as a solution to urban ills had its roots in the concept that changing people's environment would improve not only their health but also their behavior. Thus, the new movement incorporated the disciplines of architecture, planning and landscape design to create orderly, healthy and aesthetically pleasing cities.

Beginning with the Civic Improvement League, founded in 1901, and continuing with the City Plan after 1910, St. Louis decision-makers worked to enhance the quality of housing; to beautify the city's commercial centers and parks, and to improve public transportation, recreation and cultural life.²¹ Under the direction of noted landscape architect George Kessler, the city began an effort to impose order on the city through a comprehensive plan joining the city with a system of streets and boulevards and at the same time inaugurating improvements to the city's water and sanitation systems. The first step was a plan to correct the piecemeal design of Kingshighway into a broad, landscaped boulevard that ringed the city. Not coincidentally, this corresponded with the city's preparation to host the Louisiana Exposition to be held in 1904 in Forest Park, which had Kingshighway as its eastern boundary. In 1902, the city spent \$277,000 on street and sewer repairs and paved its dirt thoroughfares, including Lindell Avenue the entrance to the fair's location in Forest Park.²²

After the Fair and development of the Kingshighway plan, the city embarked upon its first comprehensive city plan leading to further phased improvements in infrastructure, land use and civic landscaping. One immediate benefactor of these events was the neighborhood surrounding the Forest Park, including the developing Forest Park Southeast Neighborhood. Paved thoroughfares and other amenities only enhanced the area as a location for residence.

The 1910 census showed St. Louis to be the fourth largest city in the country, behind New York, Chicago and Philadelphia. The city at this time began to move beyond Forest Park. Streetcars, trains and the automobile carried people on a daily basis between "bedroom communities" in the surrounding county and the city. In the period from 1910 to the entry of the United States in World War I, 92 new buildings appeared in the District. The restriction on imported building materials during the war, and the fear of inflation after the war, slowed housing starts. By 1920, residential development increased. This building activity reflected a period of active development of apartment buildings that began in 1908 and continued until 1930. In the first two decades of the twentieth century, most of the construction occurred on the city's expanding edge. A large number of apartments

²¹ Ibid., 51, 56.

²² Ibid. 51.

United States Department of the Interior
National Park Service

**NATIONAL REGISTER OF HISTORIC PLACES
CONTINUATION SHEET**

Section Number 8 Page 189

Forest Park Southeast Historic District
St. Louis (Independent City), Missouri

constructed at this time were in the vicinity of Tower Grove Park and Forest Park. All were near streetcar lines.²³ In the 1920s, the city's new suburbs expanded beyond the city limits, the city's population fell while the county population doubled. The final spurt of construction in the District occurred between the end of World War I and 1925. During this period contractors erected 41 buildings. Between the onset of the Great Depression and the end of World War II, only a few new buildings appeared in the District.

The District continued to function as working class neighborhood until the post-World War II period when government funded loans for suburban development created a mass exodus of blue- and white-collar workers from the city to the suburbs. At the same time, demolition associated with development of an interstate freeway system and urban renewal programs leveled entire neighborhoods in the city's older neighborhoods destroying the Forest Park Southeast Neighborhood's physical links with other neighborhoods in the immediate area. With the loss of physical connections, any economic synergy the Forest Park Southeast neighborhood enjoyed with the surrounding commercial and industrial centers declined. Within a decade, the buildings that once housed tradesmen, civil servants, factory workers and schoolteachers became the home of the city's working poor and indigents.

RESIDENTIAL ARCHITECTURE IN THE ERA OF THE SPREADING METROPOLIS

One characteristic of the neighborhoods associated with the era of "The Spreading Metropolis," was a recognizable, more uniform appearance due to more homogenous architecture and land uses than those found in the older central city. "Most of these neighborhoods were exclusively residential, reflecting conscious efforts to separate business and industry from residential streets and allocate them in their own defined areas. Homes and apartments often built a block or more at a time reflected the work of builders and developers who sought to supply their clients with a tidy, quiet environment free from the noise and soot of downtown."²⁴ At the edges of such developments, busy streets like Manchester Avenue in the Forest Park Southeast Neighborhood provided new sources of shopping and employment making city residents even less dependent on downtown services.

Like most of the city's residential neighborhoods prior to the adoption of a zoning ordinance in 1918,²⁵ title covenants dictated set-backs from the street, a two-story height limit and masonry construction. This is important in understanding the significance of the Forest Park Southeast District. It was not until almost three decades after development began in the District, that the city enacted zoning plans mirroring the self-imposed "restrictions" that

²³ Judith P. Little and V-J Bass, "Delmar Loop-Parkview Garden District," [National Register of Historic Places Nomination Form], 12 January 1984, Missouri Department of Natural Resources Historic Preservation Program Archives, Jefferson City, Missouri, Section 8, 5.

²⁴ Fox, 4.

United States Department of the Interior
National Park Service

**NATIONAL REGISTER OF HISTORIC PLACES
CONTINUATION SHEET**

Section Number 8 Page 190

Forest Park Southeast Historic District
St. Louis (Independent City), Missouri

the District's real estate developers enacted to protect their investments. It is even more significant in view of the fact that St. Louis was second only to New York among the major American cities to adopt industrial/residential zoning,²⁶ something the developers of the Forest Park Southeast Neighborhood consciously established in the late nineteenth century.

Overwhelmingly a multi-family residential enclave, the District has visual unity created by buildings erected for similar costs featuring uniform lot sizes, setbacks, height, scale, and materials; the repetition of architectural styles; and the quality of masonry construction and ornamental detailing. With the exception of a commercial storage building facing onto Chouteau Avenue, neighborhood commercial buildings within the District are one and two stories in height, maintaining the predominant scale of the residential buildings in the neighborhood. Ground floor space was largely reserved for shops, while the upper stories were used for offices, studios or apartments. Church buildings sit on large corner lots on east-west streets.

The houses and apartments erected in the nation's new suburban subdivisions in the late nineteenth and early twentieth century offered improvements over the residential building stock in the older city neighborhoods. They provided front yards, individual street-front entrances and porches, carriage houses and later, garages, as well as fashionable architectural detailing.²⁷ Their architectural styles and the stylistic adaptations of local builders reflect the dynamic tension in the early twentieth century between traditional and progressive styles. Americans responded to nostalgia as represented by the popularity of English prototypes and the American styles of the eastern seaboard. The European-based revival styles represented tradition, affluence and good taste while the American colonial styles provided practical restraint. The new "honest" and "useful"²⁸ styles, such as the early twentieth century Prairie and Craftsman houses associated with the Modern American Movement reflected a utilitarian practicality, particularly in the design of the homes of the American working- and middle-classes. Both the traditional revival and the modern Arts and Crafts-based styles were a reaction to the excessive and eclectic ornamentation of the Victorian Era.

Just as important as the architectural styles in defining the character of the District are the building plans, forms, and materials. The vast majority of the residential buildings within the District are variations on recurring architectural themes and include detached single-family houses, multi-family flats, row houses, multi-family walk-ups and low-rise apartments. With the exception of one-story "shot-gun" folk houses, the majority of the District's residences are two-story buildings with two- or three-bay façades. The height of the buildings has direct

²⁵ The Missouri Supreme Court ruled the ordinance unconstitutional six years later.

²⁶ Smith, 51, 56

²⁷ Porter and Stiritz. Section 8, p. 1.

²⁸ Parkview Agents, *Urban Oasis* (St. Louis: Boar's Head Press, 1979), 1.

United States Department of the Interior
National Park Service

**NATIONAL REGISTER OF HISTORIC PLACES
CONTINUATION SHEET**

Section Number 8 Page 191

Forest Park Southeast Historic District
St. Louis (Independent City), Missouri

associations to their period of construction and reflects the fact that before the creation of zoning ordinances after World War I, there was a height limitation of two floors for residential structures. All have narrow fronts and long, side elevations in keeping with the narrow lots. All but a few are masonry structures, the overwhelming number are of dark brick. This is not unusual in St. Louis. Beginning in the 1850s, when a fire destroyed blocks of buildings and caused millions of dollars in damage, the city required masonry construction of its buildings. Before the advent of zoning and building codes in the twentieth century, property deeds in many new developments in the city required masonry construction. Consequently, the District visually conveys feelings and has direct associations with the preponderance of brick structures dating from the mid-nineteenth century that shaped the city's appearance in the late nineteenth and early twentieth centuries.²⁹

Designed for the city's growing middle-class and built by developers who anticipated the desirability of the area as a place of residence and neighborhood commerce, all of these buildings reflect the evolution of architectural styles and the technological changes in construction that occurred in the late nineteenth and early twentieth centuries. In addition to these forces, they reflect architectural practices unique to St. Louis.

Late Nineteenth Century Architecture and Technology

In American cities in the last half of the nineteenth century, immigrants, laborers and newly arrived rural white and black factory workers crowded into shacks lining ravines, tall tenements and boardinghouses. Those with better paying jobs lived in row houses and small "flats," while the increasing number of the middle- and upper-classes opted for detached cottages, town houses, rural villas or substantial masonry mansions.

The urban population explosion following the Civil War continued until the twentieth century and resulted in rapidly changing architectural styles. The rich and robust Italianate, Second Empire and Romanesque styles with their exuberant designs appealed to the citizens of the prosperous post-Civil War period. In city or town, there was a perceived and psychological need to make order from the chaos of the war and the early settlement period. In rural and urban communities, elected officials commissioned the leveling of bluffs, the erection of bridges and the paving of streets. Citizens voted bond issues to install gas, electricity and telephone lines. New concerns for public health and safety resulted in fire and building codes and the creation of water and sewer systems. Innovations — indoor plumbing, central heat and gas light — created a demand for change.

This level of construction was possible because of the increasing industrialization of building technology and a newly developed rail freighting system that transported materials for long distances from their manufacturing centers. Mass-produced building materials included brick, cut stone, pressed brick, plate glass, cast iron,

United States Department of the Interior
National Park Service

**NATIONAL REGISTER OF HISTORIC PLACES
CONTINUATION SHEET**

Section Number 8 Page 192

Forest Park Southeast Historic District
St. Louis (Independent City), Missouri

gingerbread, and turned, cut and pierced wood. Architects and the popular builders' guides utilized both traditional and new materials in a variety of combinations to create a rich and dramatic effect.

Each architectural sub-type had its own combination of materials and treatments. Popular wall materials during this period included dark-red, industrially-produced brick, dark glazed brick and pressed brick; pale blue, tan, gray and frosty white limestone, brownstone, and dark granite – carved and incised, smooth or rough-faced – as well as horizontal clapboard and ornamental shingles. Decorative materials included terra-cotta cast in decorative patterns and incised, chamfered, carved and turned wood; gray, green, blue and red slate tiles; and wrought and cast iron.

Architectural styling for even the simplest of the residential buildings erected in St. Louis in the late nineteenth and the early twentieth century was closely aligned with the prevailing architectural styles of the day. The buildings in the District represent a typical cross-section of styles found in the late nineteenth century and the first 25 years of the twentieth century in Midwestern communities. Identified by their plan and form, the vast majority of these buildings feature little, if any, academic architectural styling. Even the larger buildings had simple treatments, although ornamentation alluded more strongly to a specific architectural style.³⁰

During the late Victorian period in St. Louis, the size and design of residences expanded. Replacing the popular and entrenched Italianate style, the Second Empire style became established in the city in the 1870s.³¹ The defining element of the style is the mansard roof: a double-pitched roof that has a flat upper slope and steep lower slants that terminate in a decorative cornice. Dormers are often present in the steep roof, which had slate shingles. Although the style declined at the end of the century, a number of adaptations continued to occur in commercial and multi-family buildings. In the District, examples can be found of both styles. The use of the mansard roof on residential buildings created a third attic story that extended a short distance toward the back of the building, enough to create additional space in a neighborhood that had a residential height restriction of two stories. Both two-story and one-story examples exist of dwelling space within the attic space created by the roof form. In addition to this treatment, many of the flat roof buildings featured mansard-like roofs applied to the parapet area. The District has nine Italianate residential buildings (Photograph #21, 4200-08 Chouteau Avenue) and four Second Empire buildings (Photograph #26, 4300-06 Chouteau Avenue).

In the 1880s, the Romanesque Revival style began to appear in large, single family residences and in large, multi-family flats. The early examples incorporated a variety of full arches at the windows, doors and cornices, and

³⁰ Specific examples of the various styles and building types are referenced in the description of the District in Section 7, and include references to photographs of representative buildings.

³¹ "St. Louis Property Types," 188.

United States Department of the Interior
National Park Service

**NATIONAL REGISTER OF HISTORIC PLACES
CONTINUATION SHEET**

Section Number 8 Page 193

Forest Park Southeast Historic District
St. Louis (Independent City), Missouri

usually had dark red brick walls, and high dressed limestone foundations and sills.³² By the last decade of the century, the Romanesque Revival residence became more restrained. As applied to multi-family buildings, brickwork and narrow stonecourses, as well as the ever present full arch recessed entrance and window surrounds became the character-defining elements of the style. The District includes 37 buildings reflecting a variety of examples of the style as applied to modest single and multi-family dwellings. (Photograph # 12, 4459-61 Oakland Avenue). All feature the use of dark brick walls, elegant brickwork and contrasting light limestone foundations, sills and belt courses. Restrained versions that reference the style include the use of full arch windows, a recessed entrance on the first story and segmental or flat arch fenestration on the second story.

The Queen Anne style also became popular in the city in the 1880s. While brick houses of this style were rare in most cities, because of the City's fire ordinance, the availability of brick and the high number of skilled brick masons in the city, most Queen Anne houses in St. Louis were brick.³³ Like their popular frame cousins, they feature an asymmetrical façade, a variety of roof forms, projecting bays, turrets, and elaborate combinations of brickwork, pressed brick and terra-cotta. In the District, those used for single-family and multi-family housing at the turn-of-the-century are restrained versions. While they have quality brickwork, most reference the style in the asymmetrical arrangement of the façade, a full height projecting bay window culminating in a turret, steep roofs, dormers, and sometimes a gable-front bay. There are 10 Queen Anne houses in the district (Photograph #113, 4547 Arco Avenue).

Italian Renaissance (Renaissance Revival) residential buildings appeared in St. Louis near the end of the nineteenth century. The popularity was due, in part, to the French designs that appeared at the World's Fair in Chicago in 1893 and the growing popularity at this time of revival styles.³⁴ As they appear in the District, they are restrained flat-roof versions, usually of light-colored brick with arched fenestration on the first story and simpler rectangular windows on the second. The symmetrical design always features a slightly projecting center entrance bay. They have high foundations of dressed coursed limestone or brick veneer. Narrow stonecourses between floors creates a horizontal emphasis. Brickwork often mimics quoins and appears at corners and in the foundation area. There are nine examples of the style in the District (Photograph # 115, 4445-47 Gibson Avenue). The style was particularly applicable to the large row houses and flats.

With the wide variety of Victorian and Revival styles popular in St. Louis at the end of the nineteenth century, it is not surprising that architects and builders combined these elements in their designs for middle- and working class housing. Because late Victorian architecture was a reaction to the rigidity of the earlier Georgian and Greek

³² Ibid., 189.

³³ Ibid.

³⁴ Ibid., 192.

United States Department of the Interior
National Park Service

**NATIONAL REGISTER OF HISTORIC PLACES
CONTINUATION SHEET**

Section Number 8 Page 194

Forest Park Southeast Historic District
St. Louis (Independent City), Missouri

Revival architecture, architects and builders alike felt comfortable mixing different architectural styles, particularly in the design of residences.

In addition to the single-family house, St. Louis had, by the late nineteenth century, a number of urban housing forms. The Second Empire, Queen Anne and Romanesque Revival styles all adapted quite successfully to the town house building type. In the Second Empire variation, the mansard roof was the defining element. As noted earlier, many of the District's buildings had a mansard roof only on the front elevation and parapet walls continued up a full story on each side elevation. Queen Anne Townhouses are rare in the city, but several restrained versions can be found in the District. One of the most popular styles for the town house was the Romanesque Revival style. Unlike the Richardsonian Romanesque houses of the wealthy in St. Louis, the town house version incorporated the use of arched motifs around doors and windows, without the style's characteristic deep window recesses. The most distinguishing element of these buildings is the quality and profusion of the brickwork ornamentation.³⁵ In addition to these high-style treatments, a number of the late nineteenth century town houses found in the District are simple symmetrical designs reminiscent of the Federal style.

Two National Folk House building types appear in the District. Scattered among the dark red brick buildings with flat roofs and shaped parapets are a few Gable-Front houses. All are of frame construction with brick or wood wall cladding. More prevalent are the Shotgun houses. With the exception of the Italian Renaissance idiom, these one-story brick buildings can be found with elements of all the Late Victorian styles. The great majority borrow from a number of styles. With a few exceptions all feature parapets, some with exaggerated forms. A few have mansard roof forms, some of which may be historic alterations. In the District, Gable-front houses are striking due to their clustering along streetscapes and the variations in design and ornamentation. The grouping in the western part of the District on Arco Avenue is particularly significant for the wide variety of high style and builder designed examples.

Early Twentieth Century Architecture and Construction Technology

The rapidly expanding industrial economy at the turn-of-the-century created burgeoning job opportunities throughout the nation, which created a growing middle-class consumer generation. The new lifestyle and the effects of the machine age created nostalgia for traditional decorative arts and a quest for new ways of relating interior and exterior space. At the same time, there was a return to the simple architectural styles of the eighteenth century. These trends reflected diverse undercurrents combining the Arts and Crafts movement in England, the availability of mass produced building materials, Japanese aesthetic principles, and a repudiation of the excesses of Victorian art and architecture. Beginning in the late nineteenth century stylistic interpretations of older Euro-

³⁵ Ibid., 194-195.

United States Department of the Interior
National Park Service

**NATIONAL REGISTER OF HISTORIC PLACES
CONTINUATION SHEET**

Section Number 8 Page 195

Forest Park Southeast Historic District
St. Louis (Independent City), Missouri

American period houses gained popularity.³⁶ The historic eclectic movement began when European-trained architects began to design houses for wealthy clients in the United States based on relatively pure copies of earlier styles. The architecture of the Colombian Exposition of 1893 further accelerated the movement. By the first decades of the twentieth century, Colonial and Classical Revival styles, as well as adaptations of Mediterranean and French styles enjoyed increasing popularity.

During the early years of the twentieth century, the new and distinctly American Craftsman and Prairie School styles also appeared and quickly began to overshadow the eclectic movement. Unlike their predecessors, the form and ornament of these houses was devoid of historical references. One- and two-story treatments, usually applied to the twentieth century Prairie four-square and bungalow residential forms, successfully competed with the historically-based revival styles between 1900 and 1920. The Prairie School style developed from the work of a creative group of Chicago architects, influenced by the early designs of Frank Lloyd Wright and Louis Sullivan. The work of two Californians, Charles Sumner Greene and Henry Mather Green, inspired the popular Craftsman house. The brothers practiced architecture together from 1893 to 1914. Around 1903 they began to design simple Craftsman type bungalows, based on the designs and treatments of the English Arts and Crafts Movement. Popular architectural publications and pattern books quickly popularized the style and the one-story Craftsman house becoming the most popular and fashionable smaller house in the country.³⁷

Only a few buildings in the District reflect the popular Prairie School and Craftsman residential style. Extant twentieth century residences in the district do not include the four-square or bungalow building types — two important vehicles for the style in the early twentieth century. There are nine Craftsman style residences in the district (Photograph # 89, 4519 Oakland Avenue). There are a few buildings that utilize stylistic elements of the two styles such as horizontal emphasis, hipped roofs, exposed rafter ends, battered porch supports, and vertical muntins.

By 1900, the decline of the major Victorian architectural styles became apparent in St. Louis. Beaux-Arts, Arts and Crafts, Tudor and Georgian Revival styles began to replace the Italianate, Second Empire and Romanesque Revival models. Beginning in the first decade of the twentieth century, many of the city's wealthier homeowners began to choose Chateausque style architecture based on French Renaissance models for their new homes. Others built grand mansions in the style of the Beaux-Arts Classicism popularized by the 1893 Chicago World's Fair and reinforced at the 1904 St. Louis Worlds Fair. The more modest middle-class housing reflected other Revival Styles. Perhaps the most popular was the Colonial Revival Style that came to prominence in the United States during the last decades of the nineteenth century, and remained a popular source of residential design

³⁶ Virginia and Lee McAlester, *A Field Guide to American Houses* (New York: Alfred A Knopf, 1985), 319.

³⁷ *Ibid.*, 440, 453.

United States Department of the Interior
National Park Service

**NATIONAL REGISTER OF HISTORIC PLACES
CONTINUATION SHEET**

Section Number 8 Page 196

Forest Park Southeast Historic District
St. Louis (Independent City), Missouri

thereafter. In the Forest Park Southeast Historic District, there are 40 Colonial Revival (Photograph #121, 4538 Arco Avenue) buildings. Typical Colonial Revival motifs include an end-bay entrance portico with plain or fluted, round or square wood columns, doors with fanlight transoms and sidelights, pronounced cornices with dentils, pedimented roof dormers and windows with segmental or flat arches, often with keystones.

The Tudor and Jacobethan Revival styles, with their origin in English architecture of the 16th century, featured houses and apartment buildings clad in brick with a prominent front gable roof, dormers and casement windows. An identifying element of style is the use of decorative half-timbering applied to stucco-sheathed walls, which references the heavy timber framing in Medieval designs. The use of false half-timbers, particularly in gables and bay windows, became widespread in the early twentieth century, and appeared in the design of residential buildings of all sizes and forms. A few of the multi-family buildings in the District have a prominent front gable with half timbering. Closely related to the Tudor style in its origins and use of materials is the Jacobethan Revival style. It is a hybrid, combining elements from Elizabethan and Jacobethan buildings of England. Defining characteristics include brick walls with stone trim and distinctively shaped windows, gables, chimneys, parapets. In the District, references to the style occur in the use of brick walls with stone trim, crenellated parapets, and decorative stone tabs. The District contains three examples of these styles. The largest and most well defined example is the multi-family complex at, 4531-29 Chouteau Avenue (Photograph #53).

The Spanish and Mission Revival styles have their origins in the seventeenth century Spanish Colonial missions of the southwest. Its most prominent features are low-pitched, red tile roofs with curvilinear shaped parapets, and stuccoed wall surfaces.³⁸ In the District, this revival style is referenced in the use of low-pitched, false front structural elements with red tile and an absence of sculptural ornament applied to the brick elevations. One commercial building in the District represents this popular style (Photograph #71, 4301-03 Arco Avenue).

Three Late Gothic Revival Churches are the only representation of this refinement of the mid-nineteenth century Gothic Revival style. (Photograph #61, 1124 Kingshighway Boulevard).

The Modern Movement's Art Deco style appeared in St. Louis from 1920-1940. Characterized by smooth wall surfaces, flat roofs, horizontal belt courses and asymmetrical façades, the style repudiated classical form and decoration. Used sparingly, ornamentation was geometric and executed in low relief. In St. Louis, the Art Deco style was rarely used in single-family buildings but gained popularity in multi-family residences. Nevertheless, it is not as prevalent as other styles due to the fact that most of the city was developed by the end of the first decade of the century. It appears sporadically, usually in large public buildings.³⁹ Only one multi-family residential

³⁸ "St. Louis Property Types," 236.

³⁹ Ibid., 237, 257.

United States Department of the Interior
National Park Service

**NATIONAL REGISTER OF HISTORIC PLACES
CONTINUATION SHEET**

Section Number 8 Page 197

Forest Park Southeast Historic District
St. Louis (Independent City), Missouri

building reflects Art Deco influences in vague verticality created by brick work and an unadorned brick façade. In contrast, the District's Lambskin Temple at 1042-1056 South Kingshighway Boulevard, constructed in 1927, is a high style example of the style. (Photograph # 64 and #102).

Local Stylistic Adaptations

In addition to buildings with high style architectural treatments, the majority of the residential buildings in the District reflect the restrained stylistic treatments applied to housing for the working classes during this period. The District contains 356 buildings classified as Historical Eclecticism sub-types due to the presence of a number of stylistic references popular when the building was erected (Photograph # 101, 4445 Arco Avenue, Photograph # 106, 4564 Gibson Avenue., Photograph # 120, 1083 S. Taylor) or by the presence of very simple treatments that reference a particular style. These stylistic references are not strong or pronounced enough to qualify as pure styles, but characteristics of the style can be identified as such. Examples include: Romanesque Revival references (Photograph # 90 far right, 4527 Oakland Avenue and Photograph # 68 far left, 4331 Arco Avenue); Colonial Revival references (Photograph # 105, 4563 Chouteau Avenue., and Photograph # 32, 4378 Chouteau Avenue); Mission Revival references (Photograph # 57 second from the left, 4554 Chouteau Avenue); and Prairie Style/Arts and Crafts references (Photograph # 117, 4527 Wichita Avenue, Photograph # 114, 4552 Chouteau Avenue).

In addition, there are a number of buildings that have no stylistic references. They include National Folk House forms such as the example at 4420 Chouteau Avenue (Photograph # 124). Others have a classifiable form with restrained ornamentation such as tapestry brick building at 1120-22 S. Taylor Avenue (Photograph # 119).

The St. Louis Preservation Plan identifies a classification of single family houses called "Shaped Parapet Single Family Houses" which it defines as "a brick one-story house type with a front shaped parapet" with one or two bays. The plan notes that they enjoyed popularity between 1900 and 1920, and that "the earliest have recessed entries and Romanesque Revival detail; later houses had a small one-story porch. A distinctive feature of these houses is the use of decorative or glazed bricks to enliven the front facade."⁴⁰ Examples of residences incorporating these identifying characteristics, in particular the use of a shaped parapet in front of a flat roof and decorative glazed bricks in the façade, are common among buildings with Late Victorian and Revival style references. The use of decorative parapets is almost universal in the District, reinforcing the cohesiveness of the District. With the exception of the handful of buildings featuring the Second Empire mansard roof, the Mission Revival tiled roof or the vernacular gable-front house; the remainder of the residences in the District, including multi-family buildings, has shaped parapets. As such, it is difficult to classify these features as a sub-style. As

⁴⁰ Ibid., 241.

United States Department of the Interior
National Park Service

**NATIONAL REGISTER OF HISTORIC PLACES
CONTINUATION SHEET**

Section Number 8 Page 198

Forest Park Southeast Historic District
St. Louis (Independent City), Missouri

they appear in the District, they merely reference roof form and ornamentation patterns found in a large number of the residential and commercial buildings in the District.

20th Century Modernization

During the District's initial period of development, indoor plumbing, central heating, electric wiring and gas stoves changed the lives of not only the wealthy but also of the middle-class wage earner. Room arrangements put the kitchen of the servantless working class household in communication with other private spaces and opened house interiors to space, light and garden views. And, as the privy and the barn for horse and dairy cow disappeared, the back yard featured some amenities such as gardens and seating areas along with the coal shed and clothesline. By the twentieth century, the automobile garage replaced the dairy barn. The remaining garages and storage sheds in the District provide clues to the evolution of the outbuildings from fuel storage sheds and shelters for animals and carriages to meeting the needs of the automotive age. By the end of the first decade of the twentieth century, building permits for the demolition of wooden sheds and the construction of brick garages begin to appear. At the same time, building permits for new residential units include detached garages. The size of these ancillary buildings reflects the units for which they were built. Detached single-family houses have small, one-bay garages. Duplexes have two bay garage buildings, Four Family Flats have parking structures to accommodate four cars. Like their predecessors, the carriage house and barn, they are oriented to the brick alleys that bisect each block.

Although a wide variety of new building materials emerged in the first decades of the twentieth century, middle- and working class residential architecture did not use the hand-crafted ceramic tile, leaded and stained glass, wrought iron and hand-finished wood ornament that were popular Arts and Crafts building materials. And, even though industrial technology made poured concrete, concrete cinder blocks, stucco on metal lath, steel framing, glass blocks and other mass-produced materials affordable, most dwellings continued to be built of traditional materials in traditional ways.⁴¹

ARCHITECTS AND BUILDERS

Research identified approximately 140 architects and/or builders as designers who contributed to the design of the buildings in the District. Most were active in development of residential neighborhoods in the surrounding area.⁴²

⁴¹ Ibid.

⁴² Building Permits. City of St. Louis. Missouri; Bass, V-J. National Register of Historic Places Nomination Form "Parkview Historic District." April 1985. Missouri Department of Natural Resources Historic Preservation Program Archives. Jefferson City, Missouri.; Landmarks Association of St. Louis Inc. "Skinker-DeBaliviere/Catlin Tract/Parkview Local Historic District Certification City of St. Louis Ordinance 57688; Amendment Pending-Board Bill 634." May 1984.

United States Department of the Interior
National Park Service

**NATIONAL REGISTER OF HISTORIC PLACES
CONTINUATION SHEET**

Section Number 8 Page 199

Forest Park Southeast Historic District
St. Louis (Independent City), Missouri

A review of the building permits for the District reveals several architect-builders who played an important role in the appearance of the district. With the exception of individuals who hired local contractors to erect buildings in the district, the majority of buildings were speculative. Where a particular architect or builder is present, there is, more often than not, an association with a real estate company as well. Most of those frequently listed as architect/builder in the District also appear as the original owner.

- Among those conducting a significant amount of business in the District during its first 40 years were: Frank Arnold, also listed on building permits as Arnold & Sons, Arnold Construction Company and Arnold Contracting Company. Based on a review of existing building permits, Arnold appears to have associations with over 39 buildings in the District. The buildings are scattered throughout the District and date to a period between 1900 and 1923. He appears to have erected buildings on speculation as well as under contract with a developer or individual owner.
- Residences designed and built by Alfred How, who is listed on the building permits as an architect/builder, appear in concentrated patterns within the district. Perhaps the most notable are the series of shotgun houses in the 4400 block of Arco Avenue. How's buildings include 4418, 4422, 4426-30, 4456 Chouteau Avenue; 4400, 4406, 4409-11, 4430, 4450-52 Gibson Avenue; 4425-41, 4448-52 and 4522 Arco Avenue; 1079 and 1073 Taylor Avenue; and 4414-18 Oakland — all built between 1894 and 1911.
- E. Spencer erected 18 buildings in the District between 1904 and 1912. Spencer worked for individual clients and with the Brennan Brothers Realty Company as well as purchasing lots and building on them. His buildings include the dwellings at 4424-46, 4544-46, 4545-47, 4547-51, and 4562 Oakland Avenue; 4342, 4514 and 4467-71 Arco Avenue; 4477 and 4566 Gibson Avenue; and 4530, 4540, and 4547 Wichita Avenue.
- Builders Frank J. and Fred Darr erected 20 buildings for individual clients. Some appear to be speculative. All date to the period 1895-1927 and include buildings at 4420, 4439, 4449, 4557, and 4458 Oakland Avenue; 4112 Chouteau Avenue; 4415, 4421-23, 4425-27, 4435-37, 4424 and 4444 Gibson Avenue; 4538 and 4540 Arco Avenue; and 1117-23 Taylor Avenue. The Christophal family lived in the District and erected five buildings at 4513-21 Gibson Avenue between 1891 and 1899.
- Research identified a number of architects who designed buildings in the District. August Beck designed the buildings at 4533 Oakland Avenue; 4334, 4516 and 4323 Arco; 4402 Chouteau; 4308 Gibson; and 4444-48

United States Department of the Interior
National Park Service

**NATIONAL REGISTER OF HISTORIC PLACES
CONTINUATION SHEET**

Section Number 8 Page 200

Forest Park Southeast Historic District
St. Louis (Independent City), Missouri

Arco Avenue in the early 1920s. F. C. Bonsac, a well-known architect in the city at the turn-of-the-century, designed the buildings at 4467-69 Arco Avenue in 1897.

- Herman J. Burgdorf erected the buildings at 4525 and 4554 Gibson Avenue and 4411 Oakland Avenue between 1905 and 1909. Burgdorf began his career in St. Louis as a draftsman at A. M. Baker around 1885. The 1892 directories list him as an architect with Baker. By the late 1890s, he was a sole practitioner and continued his practice until around 1920 when he became president of the Burgdorf Motor Company.
- Norman B. Howard is known for his designs of small commercial buildings and designed the Trade Realty Building at 4503 Arco in 1925. William P. McMahon, a native of St. Louis, was born in 1876 and started his own practice in 1907 specializing in medium-priced houses, flats and apartments. He worked with builder/developer A. E. Spencer and designed the building at 4564 Chouteau Avenue.
- Edward F. Nolte, designer of the Lambskin Masonic building at 1025 Kingshighway Boulevard, was connected with the architectural firm of L. Cass Miller for five years before going into his own practice in 1894. Nolte collaborated with Preston Bradshaw and later with Fred Nauman. Of German descent, Nolte incorporated stylistic features that were characteristic of the Art Nouveau Movement in Germany. The Art Deco Lambskin Masonic Temple at 1025 Kingshighway is listed on the National Register for its significance in architecture.
- Oliver J. Popp worked as an architect in St. Louis from the 1890s to the early 1940s. He designed the properties at 4565 Oakland; 1084 Kingshighway; 4509, 4512 and 4515 Chouteau Avenue in 1923 for Real Estate Developer H. L. Schaeffer.
- Henry J. Schaumburg designed three buildings at 4525-27 Chouteau Avenue in 1905. Shamburg was born in Kansas in 1872 and practiced architecture in St. Louis from around 1900 to 1924. He is known for his residential designs of houses and flats.
- Otto J. Wilhelma who designed the building at 4408-10 Gibson in 1902 is known for the dozen buildings he designed that are contributing elements to the Compton Highlands Historic District and the 1904 Strassberger Conservancy.

By virtue of the number of buildings they design in confined periods of time, these architects and master builders played a major role in the appearance of continuity in the District, as well as the almost whimsical juxtaposition of similar stylistic treatments incorporating mirror images, and subtle variations on a theme.

United States Department of the Interior
National Park Service

**NATIONAL REGISTER OF HISTORIC PLACES
CONTINUATION SHEET**

Section Number 8 Page 201

Forest Park Southeast Historic District
St. Louis (Independent City), Missouri

The architectural significance of the District lies in its embodiment of the distinctive characteristics of both styles of buildings predominant in urban residential development in the late nineteenth and early twentieth century in St. Louis. In particular, the District is significant for the variations in architectural styles of multi-family dwellings. As a group, the District's buildings form a significant and distinguishable entity, delineated by clear boundaries and architecturally unified by common materials, scale, siting, period of construction and repetition of architectural details.

WORKING CLASS RESIDENTIAL PROPERTY TYPES

Simple National Folk House forms traditionally housed the nation's working classes in both rural and urban areas in the eighteenth and nineteenth centuries in the United States. After the Civil War, there was an explosion in the scale of houses, as well as the varieties of house design. This was particularly true of the affluent citizens of St. Louis who wanted their houses to reflect their economic status. Their new detached residences reflected the popular architectural styles. At the same time housing for the city's middle classes mimicked that of the affluent on a smaller scale. The Queen Anne cottage, a one-story house with restrained Queen Anne massing and details appeared in middle-class neighborhoods. The shotgun house continued to house the city's working class. The late Victorian version often borrowed high style architectural elements but retained its traditional folk house form and plan. In St. Louis, the late nineteenth and early twentieth century versions often had higher roofs creating a story-and-a-half attic use.

By the late nineteenth century, working class neighborhoods in St. Louis included the simple, single family detached buildings with a single entrance on the primary façade. Sub-types of this vernacular houses found in the District include the Single Family House (Photograph # 124, 4420 Chouteau Ave.); the Single Family Town House (Photograph # 20, 4144 Chouteau Ave.); and the one-story Shotgun House (Photograph # 18, 4427 Arco Ave.). Variations on these building types continued into the twentieth century. The gable-front folk house often incorporated craftsman bungalow details and features. The shotgun house began to feature a shaped parapet that enjoyed popularity until the 1920s.

Nevertheless, by the late nineteenth century the detached one-family dwelling was not the home of most of the nation's wage earners. The two- to six-family flat and row houses was home to thousands of families. And, by the early decades of the twentieth century, multi-family "walk-ups" and low-rise apartment buildings appeared. The large number of multi-family units in Forest Park Southeast Historic District reflects the prevalence and variety of the multi-family working class housing type erected in St. Louis during this period. As executed in the district, they share common plans and façade designs.

United States Department of the Interior
National Park Service

**NATIONAL REGISTER OF HISTORIC PLACES
CONTINUATION SHEET**

Section Number 8 Page 202

Forest Park Southeast Historic District
St. Louis (Independent City), Missouri

Flats share common walls and all rooms in a unit are on one floor. Those found in the District feature separate individual entrances and living units on one floor. The typical arrangement is a door on the front façade that opens directly into the first floor apartment, while a separate door on the same façade accesses the upper floor unit by an interior stair. Two-Family Flats found in the District include a variety of façade designs including those with a central recessed entrance (Photograph # 104, 4428 Chouteau Avenue); a shared side bay entrance porch (Photograph # 114, 4552 Chouteau Avenue); a side bay recessed entry, (Photograph # 120, 1083 S. Taylor Avenue); a full-width porch, (Photograph # 94, 4556-58 Oakland Avenue); and end bay entrances, (Photograph #107, 4559 Wichita Avenue). Four-Family Flats are a variation on the same theme. They feature recessed central entrances that are either shared (Photograph #115, 4445-47 Gibson Avenue) or paired (Photograph # 118, 4544-46 Oakland Avenue); a shared central entrance porch that is accessed by the same set of stairs or separate steps (Photograph # 100, 4435-37 Gibson Avenue); and individual paired entrance porches on end bays (Photograph # 12, 4455-59 Oakland Avenue).

Six- and Eight-Family Flats incorporate all of these variations. (Photograph # 125, 4559 Oakland Avenue). Also known as Multi-Family Flats, this residential building type also appears primarily in the Skinker-DeBaliviere and Academy neighborhoods in northwest St. Louis. Generally the exteriors of these buildings have defined stylistic detailing, often exhibiting Arts and Crafts, Prairie School Colonial Revival and Jacobethan stylistic influences. Usually situated on a corner lot, the buildings may be of several different configurations, but all have separate entrances for each unit.

Row Houses in the District reflect a common design found in other neighborhoods in the city. They have three or more two-story units that share a common wall; each unit has an individual entrance. (Photograph # 109, 4424-36 Arco Avenue; Photograph # 155, 4419-37 Oakland Avenue; and # 126 4515-20 Chouteau Avenue).

Multi-Family Walk-Ups were ubiquitous in St. Louis during the first two decades of the twentieth century.⁴³ They have a single common entrance and may have two, four, six or eight units composed of stacked one-floor units with a common central interior stair hall. (Photograph # 98, 4500 Wichita Avenue).

Low-Rise Apartment Buildings have up to five stories and are larger than the Multi-Family Walk-Up. These buildings feature a common entrance with apartments accessed off a long, double-loaded corridor. Larger versions can have several common entrances to the buildings. (Photograph # 147, 4580 Wichita Ave. and Photograph # 53, 4531-39 Chouteau Ave.)

⁴³ Smith, 245.

United States Department of the Interior
National Park Service

**NATIONAL REGISTER OF HISTORIC PLACES
CONTINUATION SHEET**

Section Number 8 Page 203

Forest Park Southeast Historic District
St. Louis (Independent City), Missouri

The Forest Park Southeast Historic District, is significant in the number and variety of representative examples of all of these working class residential property types. As such they are a noteworthy assembly of not only representative examples of each of the types but also, because of the large number of each of the types, demonstrate the evolution of their design and stylistic treatments. Located in a residential setting, with scattered religious institutional and small neighborhood commercial business at strategic corners, the buildings and streetscapes of the District communicate not only information about late nineteenth and early twentieth century architecture and building forms, they also are physical reminders of the age of the streetcar suburb and the migration of working class families out of the city's center to residential enclaves located along the city's mass transit corridors. As cultural resources, their simple design treatments and utilitarian plans reflect their associations with the continuum of the city's urban housing property types and as part of a larger evolving built environment.

United States Department of the Interior
National Park Service

**NATIONAL REGISTER OF HISTORIC PLACES
CONTINUATION SHEET**

Section number 7, 8 Page 204

Forest Park Southeast Historic District
St. Louis (Independent City), Missouri

FIGURE 1: CITY OF ST. LOUIS LOCATION MAP



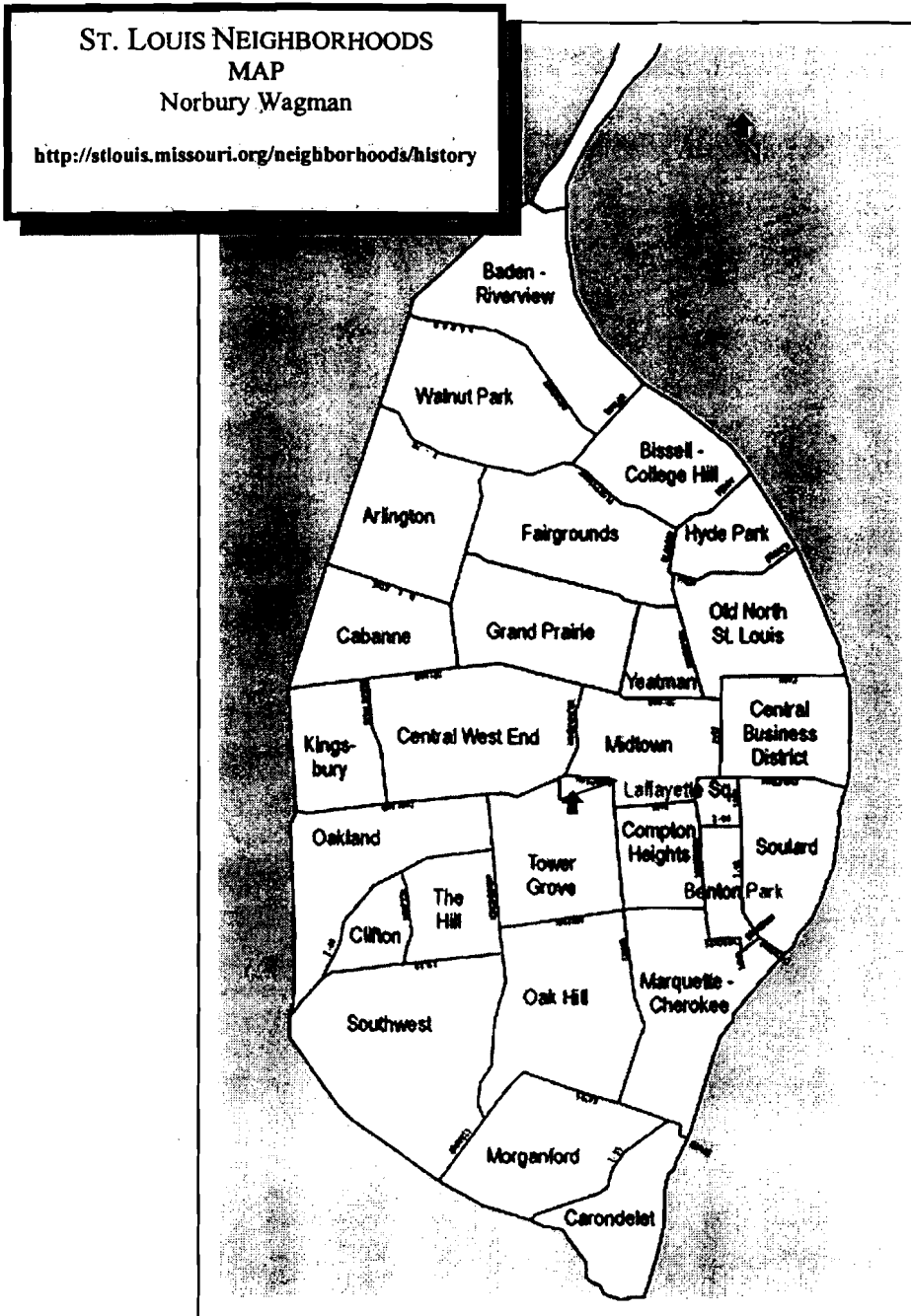
United States Department of the Interior
National Park Service

**NATIONAL REGISTER OF HISTORIC PLACES
CONTINUATION SHEET**

Section number 7, 8 Page 205

Forest Park Southeast Historic District
St. Louis (Independent City), Missouri

FIGURE 2: ST. LOUIS NEIGHBORHOOD DISTRICT



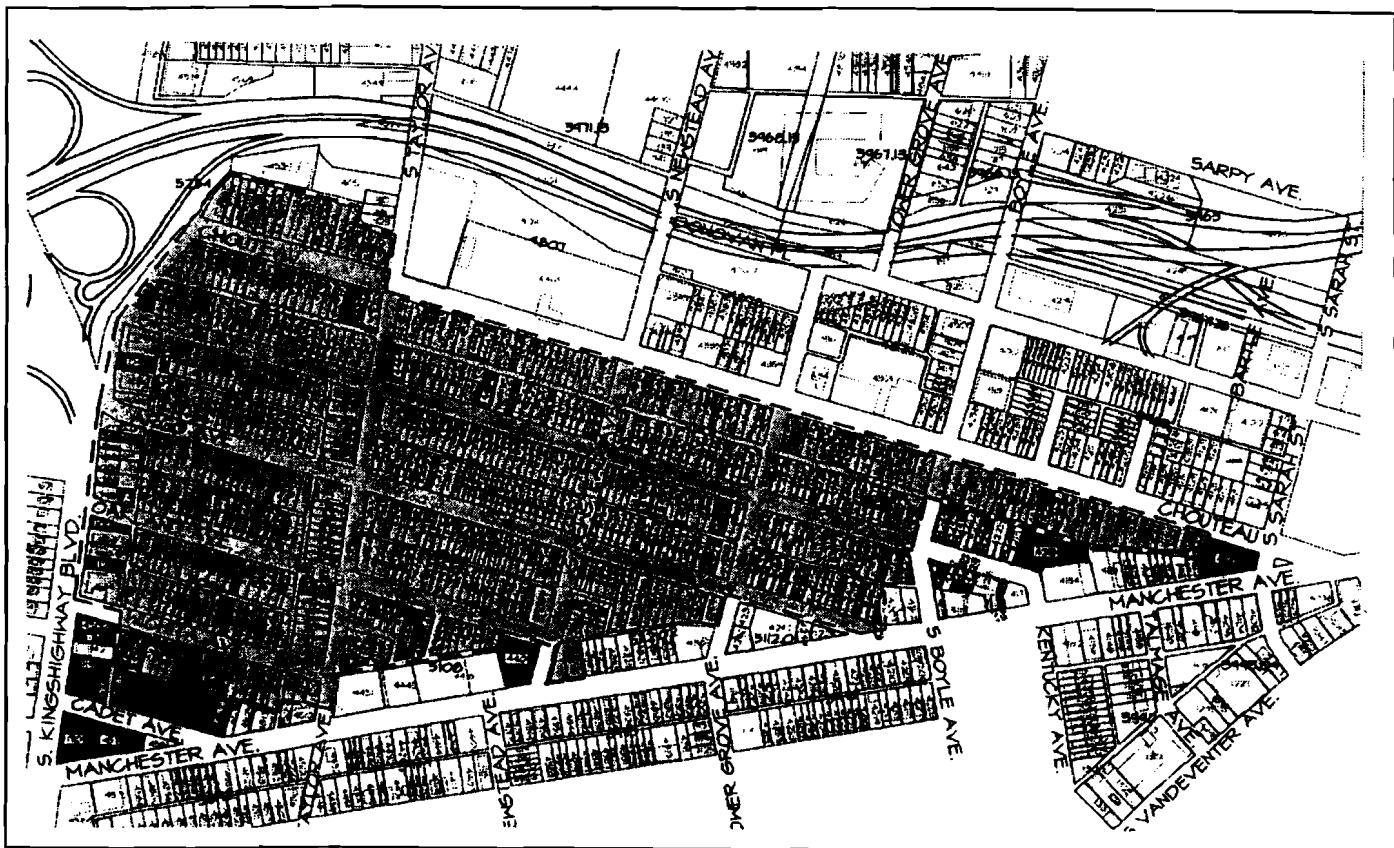
United States Department of the Interior
National Park Service

**NATIONAL REGISTER OF HISTORIC PLACES
CONTINUATION SHEET**

Section number 7, 8 Page 206

Forest Park Southeast Historic District
St. Louis (Independent City), Missouri

FIGURE 3: FOREST PARK SOUTHEAST HISTORIC DISTRICT BOUNDARIES



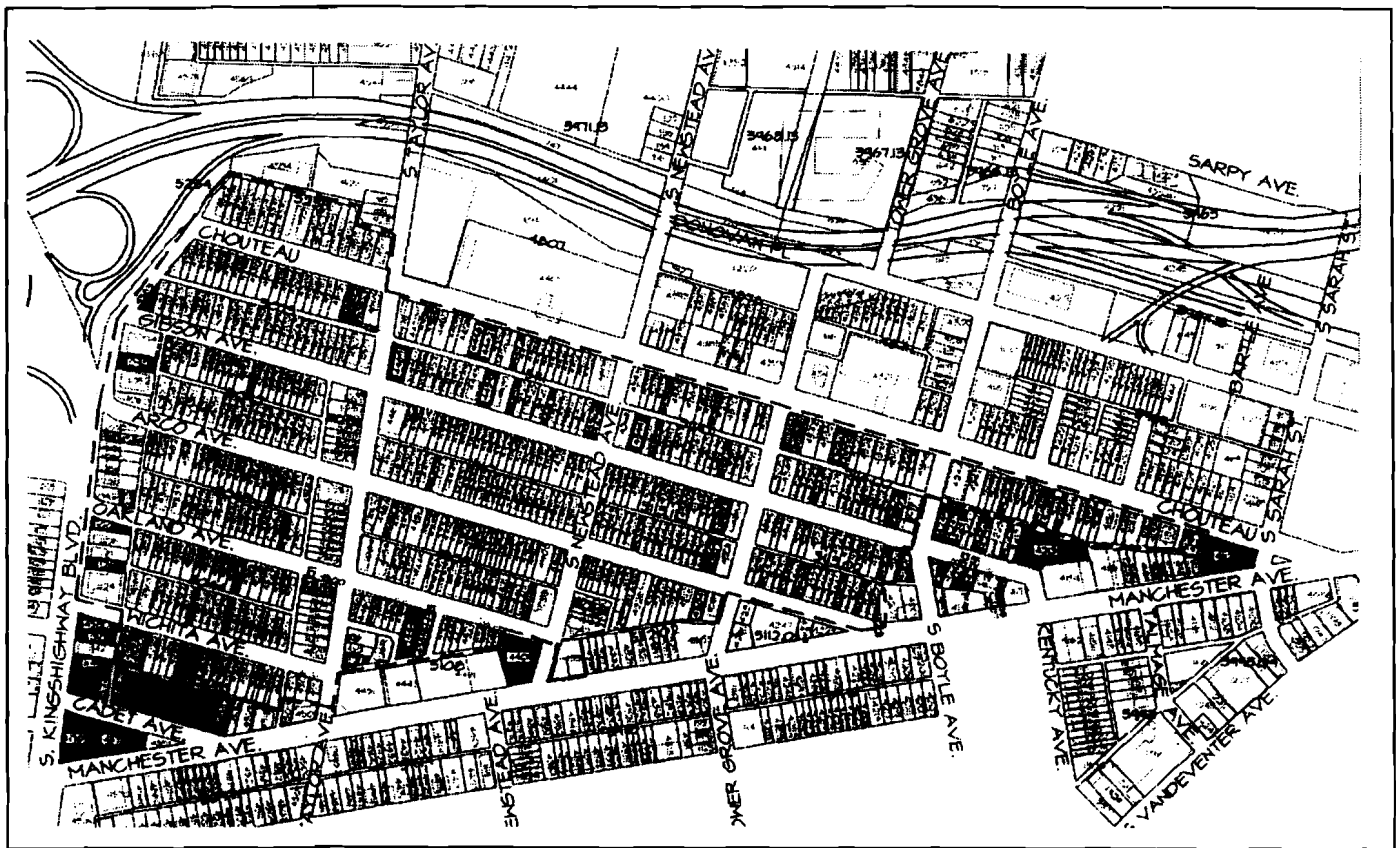
United States Department of the Interior
National Park Service

**NATIONAL REGISTER OF HISTORIC PLACES
CONTINUATION SHEET**

Section number 7, 8 Page 207

Forest Park Southeast Historic District
St. Louis (Independent City), Missouri

FIGURE 4: DISTRICT STREET SYSTEM



United States Department of the Interior
National Park Service

**NATIONAL REGISTER OF HISTORIC PLACES
CONTINUATION SHEET**

Section number 9 Photographs Page 208

Forest Park Southeast Historic District
St. Louis (Independent City), Missouri

BIBLIOGRAPHY

Bass, V-J. National Register of Historic Places Nomination Form "Parkview Historic District." April 1985. Missouri Department of Natural Resources Historic Preservation Program Archives. Jefferson City, Missouri.

Building Permits. City of St. Louis, Missouri. City Hall.

Dacas, Joseph A. and James W. Buel. *A Tour of St. Louis; of the Inside Life of a Great City*. St. Louis: Western Publishing Co., 1878.

Farmer, Don, "How to Get More Money to Save More People - The Tower Grove Park Problem." *St. Louis Globe-Democrat*. July 2, 1961.

Flannery, Toni, "Survey Records Henry Shaw's Park and Garden." *St. Louis Post-Dispatch*. August 18, 1974.

Fox, Tim. ed., *Where We Live A Guide to St. Louis Communities*. St. Louis: Missouri Historical Society Press, 1995.

Landmarks Association of St. Louis Inc. "Skinker-DeBaliviere/Catlin Tract/Parkview Local Historic District Certification City of St. Louis Ordinance 57688; Amendment Pending-Board Bill 634." May 1984. Missouri Department of Natural Resources Historic Preservation Program Archives. Jefferson City, Missouri.

Little, Judith P. and V-J. Bass. National Register of Historic Places Nomination Form "Delmar Loop-Parkview Garden's District." August 1983. Missouri Department of Natural Resources Historic Preservation Program Archives. Jefferson City, Missouri.

Parkview Agents. *Urban Oasis*. St. Louis: Boar's Head Press, 1979.

Porter, Jane M and Mary M Stiritz, National Register of Historic Places Nomination Form "Tiffany Neighborhood District" 15 October, 1986. Missouri Department of Natural Resources Historic Preservation Program Archives. Jefferson City, Missouri.

Prim, James Neal. *Lion of the Valley: St. Louis Missouri*. Boulder, CO: Pruett Publishing Company, 1981.

Insurance Maps of St. Louis, Missouri. New York: Sanborn Fire Maps.

"St. Louis Real Estate in Review." *Glimpses of the Past*. St. Louis: Missouri Historical Society 4, October-December 1937.

Smith, Jeffrey E. "St. Louis Historic Contexts." *A Preservation Plan for St. Louis, Volume 1*. St. Louis: City of St. Louis Heritage and Urban Design Division Preservation Section, 1995.

Spence, Jennifer, John Fulmer and Joseph L. Harl. "Records and Literature Search of Fairgrounds Park, Forest Park, O'Fallon Park and Tower Grove Park and Phase I Survey of Proposed Post-Dispatch Lank Sewer Interceptor, Forest Park, St. Louis City, Missouri." Prepared for Metropolitan St. Louis Sewer District and St. Louis City, Park Division by Archaeological Research Center of St. Louis. March 1996.

United States Department of the Interior
National Park Service

**NATIONAL REGISTER OF HISTORIC PLACES
CONTINUATION SHEET**

Section number 9 Photographs Page 209

Forest Park Southeast Historic District
St. Louis (Independent City), Missouri

Toft, Carolyn Hewes. "Central West End Local Historic District." Landmarks Association of St. Louis. March 14, 1989. Missouri Department of Natural Resources Historic Preservation Program Archives. Jefferson City, Missouri.

Wafer, Deborah B. National Register of Historic Places Nomination Form "Dundee Place, Tiffany Neighborhood." May 1986. Missouri Department of Natural Resources Historic Preservation Program Archives. Jefferson City, Missouri.

Wayman, Norbury L. *History of St. Louis Neighborhoods*. St. Louis: St. Louis Community Development Agency, 1978.

United States Department of the Interior
National Park Service

**NATIONAL REGISTER OF HISTORIC PLACES
CONTINUATION SHEET**

Section number 10 Page 210

Forest Park Southeast Historic District
St. Louis (Independent City), Missouri

GEOGRAPHICAL DATA

Verbal Boundary Description: See Scale Map of District

Boundary Justification:

Historic residential land use, and the highest density and the integrity of the resources determined the proposed boundaries and they reflect a clear visual delineation that separates the group of resources from the surrounding area. The use of major streets and parcel lot lines as boundaries define these patterns. While the south side of Chouteau Avenue retains sufficient architectural integrity, the north side (with the exception of the block between Kingshighway and Taylor avenues) suffered considerable demolition, new construction and loss of integrity resulting in the inability to communicate its historic associations and evolution. A review of building permits and current conditions along Manchester Avenue indicates a wider time-span of construction of commercial buildings associated with commercial development on major thoroughfares. The extant buildings dating to more than 50 years in age has shared associations with the neighborhood but contains a different mix of resource types, time periods and commercial contexts than the adjacent residential enclave. Residential resources south of Manchester that were erected around the same time as those in the proposed District north of Manchester are similar but, because of modern intrusions, demolition, and integrity issues, as well as the barrier created by the Manchester commercial strip, they cannot be included as contiguous resources under National Register guidelines. Resources east of Sarah Avenue do not reflect the residential character of the proposed district. The western side of Kingshighway Boulevard is either commercial development or forms the boundary for part of Forest Park.

Geographical Data (continued)

- 5. 1/5 7/3/8/4/1/0 4/2/7/8/6/5/0
- 6. 1/5 7/3/8/1/8/5 4/2/7/8/7/0/0
- 7. 1/5 7/3/8/1/3/0 4/2/7/8/7/6/5
- 8. 1/5 7/3/8/1/6/5 4/2/7/9/2/1/5

United States Department of the Interior
National Park Service

**NATIONAL REGISTER OF HISTORIC PLACES
CONTINUATION SHEET**

Section number 10 Page 211

Forest Park Southeast Historic District
St. Louis (Independent City), Missouri

PHOTOGRAPHIC LOG

Photographs 1-128

Photographer: Jon Taylor, Independence, Missouri
Date of Photograph: September 15, 2000

Photographs 129 - 182

Photographer: Kerry Davis
Date of Photograph: August 15, 2001

Location of Original Negatives: Forest Park Southeast Community Development Corporation
4464 Oakland Avenue
St. Louis, Missouri 63110

Picture Number	Camera View	Street Address / Intersection
1.	Northeast	Northeast corner of Newstead and Manchester; 4351, 4341, 4339, 4337 Manchester.
2.	Northeast	4351 Manchester and 1092 Newstead
3.	Northeast	4341, 4339, 4337, 4325, 4317 Manchester
4.	Northwest	4419 and 4421 Oakland
5.	Northwest	4427 Oakland and beyond; the continuation of a long building
6.	Southwest	4428, 4430 and 4432 Oakland
7.	Southeast	4432, 4430, and 4428 Oakland
8.	Southeast	Vacant lot at 4438 and 4432 Oakland
9.	Southwest	4446, 4448 and 4450 Oakland
10.	Northwest	4453, 4451, and 4449 Oakland
11.	South	4454 and 4456 Oakland
12.	Northeast	4459 and 4455 Oakland
13.	Southwest	4500 and 4514 Oakland
14.	Southeast	4464 and 4460 Oakland
15.	West	From Chouteau and Manchester; Sarah Street in the foreground
16.	West	From Chouteau and Manchester; Sarah Street in the foreground
17.	Southwest	Southwest corner of Boyle and Chouteau; 4300 Chouteau
18.	Northwest	4427 Arco
19.	Northwest	4159 Manchester
20.	Southeast	4150, 4148 and 4144 Chouteau
21.	Southwest	4200-4210 Chouteau
22.	Southwest	Vacant lots flanking 4214 Chouteau
23.	Southwest	4220, 4224 and 4228 Chouteau
24.	Southwest	4232, 4234, and 4238 Chouteau
25.	Southwest	4242 and 4244 (B.C.S. Moving) Chouteau
26.	Southwest	4306, 4308, 4310-4312, 4316-4318, and 4320-4322 Chouteau
27.	Southwest	4326, 4328-4332, 4336, and 4342-4344 Chouteau
28.	Southwest	Vacant lot next to 4350 Chouteau, which is burned out.

United States Department of the Interior
National Park Service

**NATIONAL REGISTER OF HISTORIC PLACES
CONTINUATION SHEET**

Section number 10 Page 212

Forest Park Southeast Historic District
St. Louis (Independent City), Missouri

29.	Southwest	4360 Chouteau
30.	Southeast	4350 Chouteau
31.	Southwest	4364, 4368, and 4370 Chouteau
32.	Southwest	4378, 4380, and 4382 Chouteau
33.	Southwest	4382-4388 Chouteau
34.	Southwest	Four parcels listed as 4398 Chouteau
35.	Southeast	Southeast corner of Chouteau and Newstead; 4398 Chouteau
36.	Southwest	Southwest corner of Chouteau and Newstead; 4400 and 4408 Chouteau
37.	Southwest	4408 Chouteau
38.	Southwest	Chouteau streetscape; 4408-4440 Chouteau
39.	Southwest	4410-4412, 4416, and 4418 Chouteau
40.	Southwest	4420-4422, 4426, 4428, and 4430 Chouteau
41.	Southwest	4432 (vacant lot), 4436-4440, and 4442 and 4448 (two vacant lots) Chouteau
42.	Southwest	Vacant lots (4442 and 4440), 4454, 4456, 4460, and 4464 Chouteau
43.	Southwest	4454, 4456, 4460, and 4464 Chouteau
44.	Southwest	4470 and 4476 Chouteau
45.	Southwest	Southwest corner of Chouteau and Taylor (4500 Chouteau), shows 4508 Chouteau which is an infill property with siding
46.	Southeast	4466, 4470, and 4476 Chouteau
47.	Southwest	Infill housing at 4506 through 4510 Chouteau
48.	Southwest	4514 -4520 Chouteau
49.	West	4517 and 4521 Chouteau
50.	West	4525, 4527, 4529, 4531 Chouteau and beyond
51.	Southwest	4514, 4516, 4518-4520, 4522, and 4524 Chouteau
52.	Southwest	4528, 4532, and 4534 Chouteau
53.	North	4531-4539 Chouteau
54.	Southwest	4540, 4544, and 4546 Chouteau
55.	Northwest	4541, 4545 and 4547 Chouteau
56.	Northwest	4551, 4553, 4557 Chouteau
57.	Southwest	4552, 4554, 4558, 4560 Chouteau
58.	South	4570 Chouteau
59.	Northwest	4515 and 4517 Chouteau
60.	Southwest	4460, 4464, 4466 Chouteau
61.	Northeast	1124 Kingshighway
62.	Northeast	1110 Kingshighway
63.	Northeast	Northeast corner of Kingshighway and Oakland; 1092, 1086, 1084, 1080, 1076, and 1074 Kingshighway
64.	Northeast	1060, 1052, and 1034 Kingshighway
65.	Northeast	Northeast corner of Newstead and Arco; 4341, 4343, 4345, 4349 Arco
66.	Southeast	Southeast corner of Newstead and Arco; 4344-4348, 4342, 4340, 4338, 4336, 4334 Arco
67.	Northeast	4341, 4339, 4335, 4333, 4331, 4329, and 4327 Arco
68.	Northeast	4331, 4329, 4327, 4323, 4321, 4319, and 4317 Arco
69.	Northeast	4321, 4319, 4317, 4313, and 4311 Arco
70.	Southeast	4320, 4318, 4316, 4312 Arco

United States Department of the Interior
National Park Service

**NATIONAL REGISTER OF HISTORIC PLACES
CONTINUATION SHEET**

Section number 10 Page 213

Forest Park Southeast Historic District
St. Louis (Independent City), Missouri

71.	Northeast	Vacant lot and 4301 Arco
72.	Northeast	4251 Arco; Northeast corner of Arco and Tower Grove
73.	Southwest	1069 Tower Grove; Southwest corner of Arco and Tower Grove
74.	Southwest	Southwest corner of Gibson and Boyle; 4306, 4308, and 4310 Gibson
75.	Northwest	1017-1027 Boyle
76.	Northwest	4309, 4311, 4317, and 4319 Gibson
77.	Southwest	4332-4334, 4336, 4338, 4342, 4346, 4350, and 4352 Gibson
78.	Northwest	4325, 4327, 4329, 4335, 4339, 4341 Gibson
79.	Southwest	4352, 4350, 4346, 4342 Gibson
80.	Southeast	4350, 4352 Gibson
81.	Northeast	4351 Gibson
82.	Northwest	4367, 4363, 4361 Gibson
83.	Northwest	4373, 4375, 4379, 4381, 4385, and 4387 Gibson
84.	Southwest	4384, 4386, 4390, 4392, 4396, and 4398a-d Gibson
85.	Northeast	Northeast corner of Gibson and Newstead; 4399 Gibson
86.	Southeast	Southeast corner of Gibson and Newstead; 4398a-d
87.	Southwest	Southwest corner of Gibson and Newstead; 4400, 4402, 4406, and 4408 Gibson
88.	Northwest	Northwest corner of Gibson and Newstead; 4401 and 4403 (vacant lots), 4405, 4409, 4411, 4413 Gibson
89.	Northwest	4519 and 4517 Oakland
90.	Northwest	4527, 4529, 4533, 4535, 4537, 4539 and 4541 Oakland
91.	Southwest	4530, 4532 (vacant lot), 4536, 4538 Oakland
92.	Northwest	4541, 4545, 4549, 4553, and 4555 Oakland
93.	Northwest	4553, 4555, 4557, and 4559 Oakland
94.	Southwest	4556, 4558, 4560 and 4562 Oakland
95.	Northwest	4571-4569 Oakland
96.	Southeast	4464 Gibson; Southeast corner of Gibson and Taylor
97.	South	4532 Chouteau
98.	Southwest	4500 Wichita
99.	Northeast	1074 South Kingshighway
100.	North	4435-4437 Gibson
101.	Northwest	4445 Arco
102.	East	1054 South Kingshighway
103.	Southeast	4570 and 4568 Arco
104.	Southwest	4426, 4428 and 4430 Chouteau
105.	Northeast	4563 Chouteau
106.	South	4560 and 4564 Gibson
107.	North	4559 Wichita
108.	Southwest	4580 Wichita (now vacant lot)
109.	Southwest	4424-4436 Arco
110.	South	4530 Wichita
111.	South	4422, 4424 and 4426 Gibson
112.	Northwest	4417 Arco
113.	North	4547 Arco

United States Department of the Interior
National Park Service

**NATIONAL REGISTER OF HISTORIC PLACES
CONTINUATION SHEET**

Section number 10 Page 214

Forest Park Southeast Historic District
St. Louis (Independent City), Missouri

114.	South	4552 Chouteau
115.	North	4445-4447 Gibson
116.	Northwest	4421-4435 Oakland
117.	North	4527 Wichita
118.	Southwest	4544-4546, 4548 and 4550 Oakland
119.	Northeast	1120-1122 South Taylor
120.	West	1083 South Taylor
121.	South	4538 Arco
122.	West	1083 South Newstead
123.	Southeast	4564 Arco
124.	Southwest	4420 Chouteau
125.	Northwest	4559-4563 Oakland
126.	Southwest	4514-4520 Chouteau
127.	Southwest	Southwest corner of Arco and South Taylor; 1071 and 1075 South Taylor
128.	Blank	Blank
129.	Southwest	4400, 4402, 4408, 4410 and 4412 Arco
130.	Northwest	4401, 4403, 4405, 4409, 4411, 4413, 4417 and 4419 Arco
131.	Northeast	4349, 4345, 4343, 4341, 4339, 4335 and 4329 Arco
132.	Southeast	4348-4344, 4342, 4340, 4338, 4336, 4334 and 4330 Arco
133.	Northwest	1057 and 1055 South Taylor and beyond
134.	Northeast	4471, 4467, 4463 and 4461 Arco
135.	Southwest	4514, 4518, 4520 and 4522 Arco
136.	Northwest	4517, 4521, 4523 and 4525 Arco
137.	Northwest	1093, 1091, 1089, 1087, 1085, 1083, 1079, 1075 and 1071 South Taylor
138.	Southeast	4534, 4532, 4530 and 4528 Gibson
139.	Northwest	4539, 4541 and 4545 Gibson
140.	Southwest	4514, 4518, 4520, 4522, 4526 Gibson and beyond
141.	Northwest	4501, 4507, 4513, 4515, 4517 and 4519 Gibson
142.	Southwest	1035, 1041 South Taylor and beyond
143.	Northeast	4469 (vacant lot), 4467, 4465-4463, 4459, 4457, 4453 Gibson and beyond
144.	Northwest	4501 Wichita; 1121 and 1117 South Taylor and beyond
145.	Northwest	4401A Arco (outbuilding)
146.	Northwest	4232A and 4234A Chouteau (outbuildings)
147.	Northwest	4200A and 4202A Chouteau (outbuildings)
148.	Northeast	4384A Chouteau (outbuilding)
149.	Northeast	4408A Chouteau (outbuilding)
150.	Southeast	4349A Gibson (alley and outbuilding)
151.	Northwest	4361A Gibson (alley and outbuilding)
152.	Southeast	4525A Chouteau (outbuilding)
153.	Southwest	4517A Chouteau (outbuilding and brick alley)
154.	Northwest	1015 South Taylor and alley
155.	Southwest	4549A, 4551A, 4553A Gibson (outbuildings)
156.	Southwest	4575A Gibson (outbuilding)
157.	Northwest	4565A, 4567A and 4571A Arco; 4564A, 4566A Gibson (outbuildings and brick alley)

United States Department of the Interior
National Park Service

**NATIONAL REGISTER OF HISTORIC PLACES
CONTINUATION SHEET**

Section number 10 Page 215

Forest Park Southeast Historic District
St. Louis (Independent City), Missouri

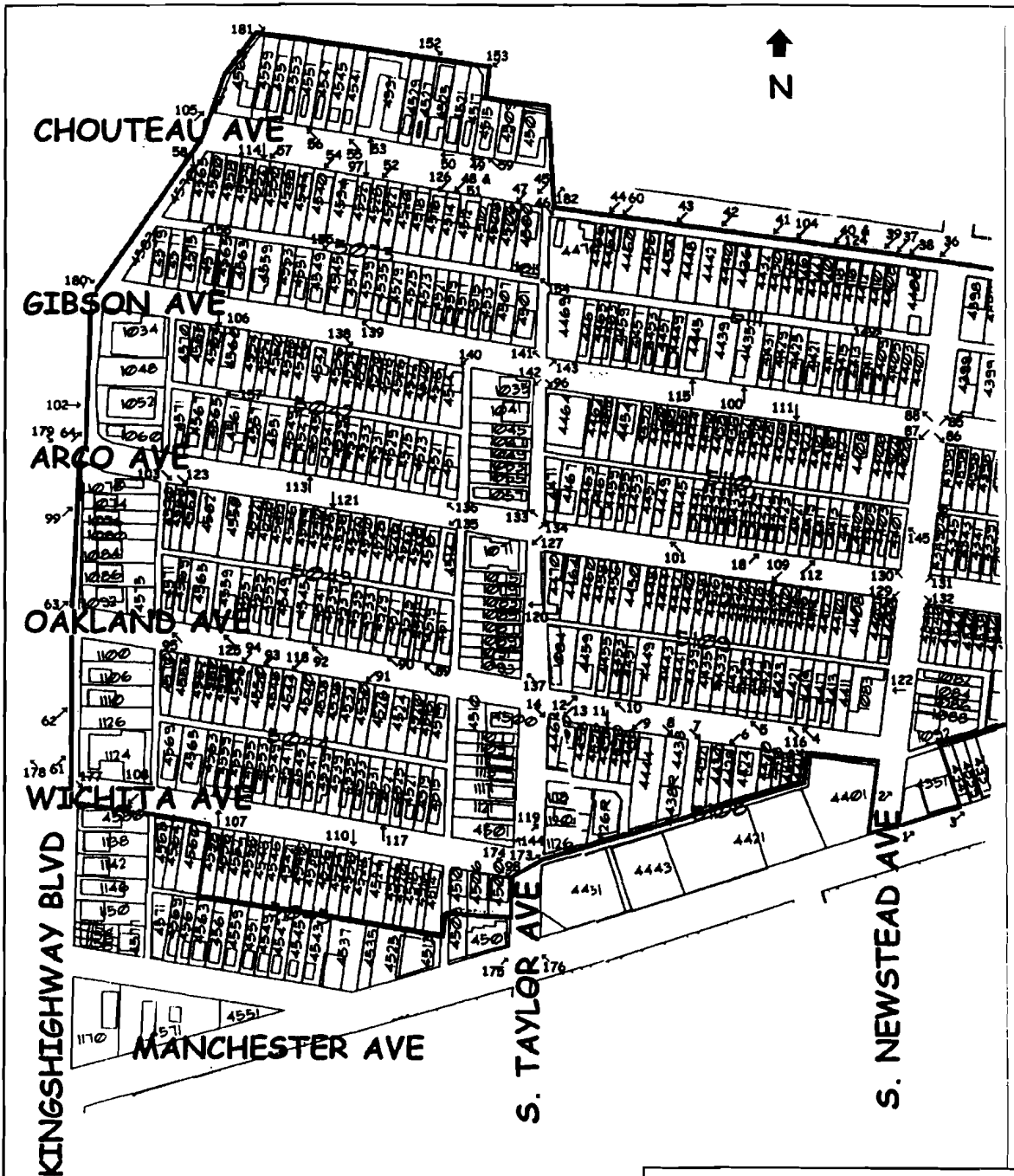
158.	Southeast	Southeast corner of South Boyle and Gibson; 4234 and 4232 Gibson
159.	Southwest	Southwest corner of South Boyle and Gibson; 4300, 4306 and 4308 Gibson
160.	Northeast	Corner of South Boyle and Gibson
161.	Southeast	4232 and 4224 Gibson and beyond
162.	Northeast	4151, 4145, 4143, 4139, 4137 and 4135 Manchester and beyond
163.	Northwest	4121 and 4127 Manchester and beyond
164.	Southwest	4122, 4134, 4138 and 4140 Chouteau
165.	Northwest	4301, 4303, 4307 and 4321 Chouteau
166.	Southwest	4148, 4150, 4154, 4200, 4202, 4206 and 4214 Chouteau
167.	Northwest	4207 and 4209 Arco and beyond
168.	Northeast	4243, 4241, 4239, 4235 and 4227-4229 Arco and beyond
169.	Northwest	4217, 4219 and 4221 Arco and beyond
170.	Northeast	4251, 4249, 4247 and 4243 Chouteau and beyond
171.	Northwest	4375 and 4379 Chouteau and beyond
172.	Northeast	1092 and 1088 Newstead, an alley, and beyond
173.	Northeast	1120 and 1126R South Taylor
174.	Southwest	4500 and 4506 Wichita and beyond
175.	Northeast	Northeast corner of South Taylor and Manchester; 4451 Manchester
176.	Northwest	Northwest corner of South Taylor and Manchester; 4501 Manchester; 4500 and 4501 Wichita
177.	Southeast	Vacant lots on the Southeast corner of Wichita and Kingshighway Boulevard
178.	Northwest	1135, 1133, 1129, 1125, 1121, 1117, 1111, 1109 and 1101 Kingshighway Boulevard
179.	Southeast	1074, 1076, 1080, 1084, 1086 and 1092 Kingshighway Boulevard
180.	Southeast	Southeast corner of Kingshighway and Gibson; 1034 Kingshighway
181.	Southeast	Alley, 4557A and 4545A Chouteau (outbuildings)
182.	Northeast	Northeast corner of Chouteau and South Taylor

United States Department of the Interior
National Park Service

**NATIONAL REGISTER OF HISTORIC PLACES
CONTINUATION SHEET**

Section number 10 Page 216

Forest Park Southeast Historic District
St. Louis (Independent City), Missouri



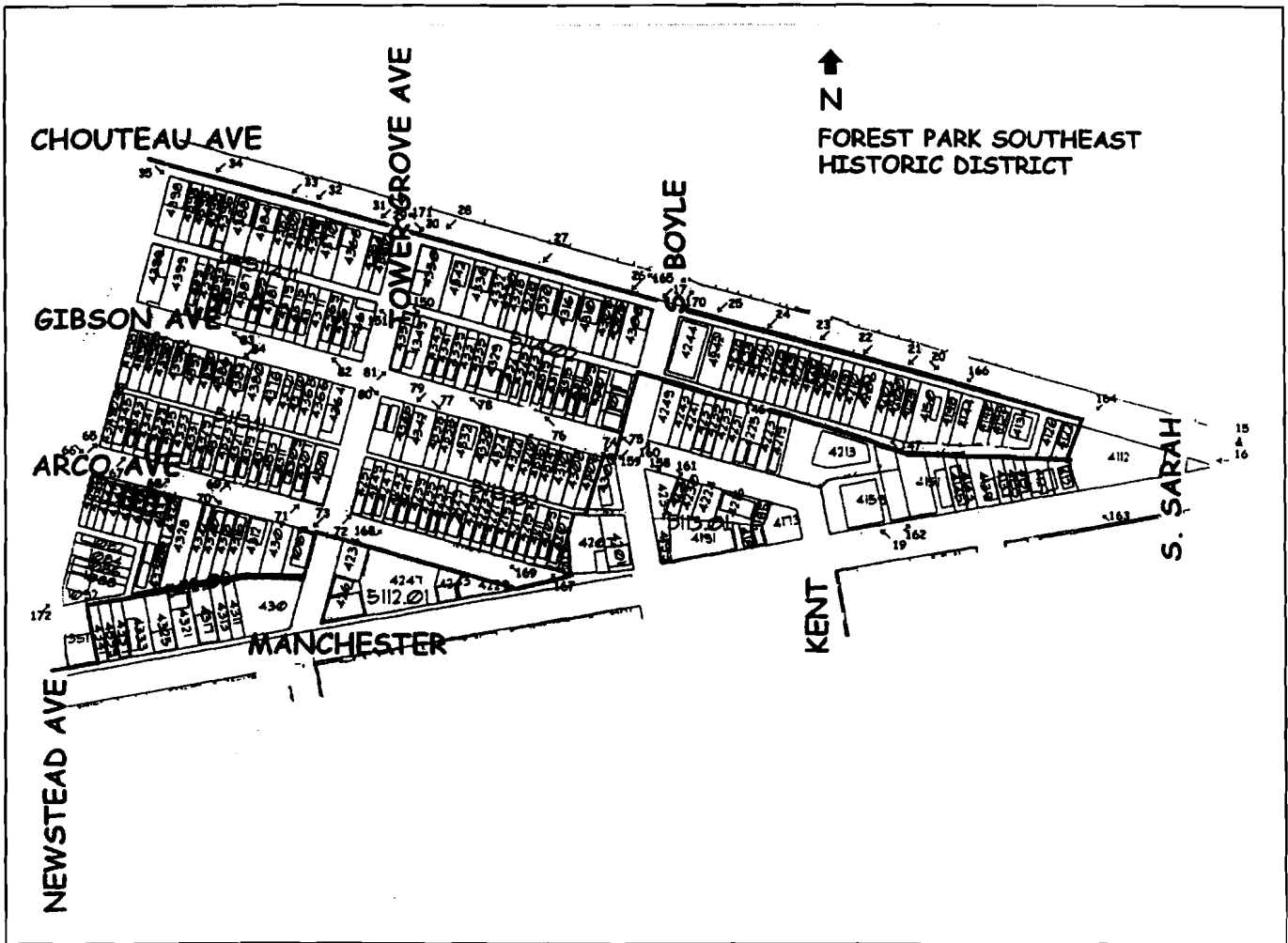
Photographic Sketch Map
Forest Park Southeast Historic District -
West Section

United States Department of the Interior
National Park Service

**NATIONAL REGISTER OF HISTORIC PLACES
CONTINUATION SHEET**

Section number 10 Page 217

Forest Park Southeast Historic District
St. Louis (Independent City), Missouri



**Photographic Sketch Map
Forest Park Southeast Historic District -
East Section**



FOREST PARK
SOUTHEAST
HIST. DISTRICT
ST. LOUIS,
ST. LOUIS COUNTY

MISSOURI
UTM
1-15/738260/
4279215
2-15/738640/
4279160
3-15/739340/
4278580
4-15/735970/
4278760
5-15/738410/
4278650

6-15/738185/
4278700
7-15/738130/
4278765
8-15/738165/
4279215

INTERIOR GEOLOGICAL SURVEY, RESTON, VIRGINIA-1993

ROAD CLASSIFICATION

- Primary highway, hard surface _____
- Secondary highway, hard surface _____
- Light-duty road, hard or improved surface _____
- Unimproved road -----
- Interstate Route ○ U. S. Route ○ State Route



QUADRANGLE LOCATION

Revisions shown in purple compiled from aerial photographs taken 1988-90 and other sources. This information not field checked. Map edited 1993 Information shown in purple may not meet USGS content standards and may conflict with previously mapped contours Purple tint indicates extension of urban areas

CLAYTON, MO.
38090-F3-TF-024

1954
REVISED 1993
DMA 7961 III NE-SERIES V879

**United States Department of the Interior
National Park Service**

**National Register of Historic Places
Continuation Sheet**

Section number _____ Page _____

SUPPLEMENTARY LISTING RECORD

NRIS Reference Number: 01001360

Date Listed: 12/20/01

Forest Park Southeast Historic District, St. Louis
Property Name

County

MO
State

Multiple Name

This property is listed in the National Register of Historic Places in accordance with the attached nomination documentation subject to the following exceptions, exclusions, or amendments, notwithstanding the National Park Service certification included in the nomination documentation.



Signature of the Keeper



Date of Action

Amended Items in Nomination:

"Other Name" and "Name of Related Multiple" should be marked "N/A."

Section 8: Page 179, line four, should read, ". . . , 65 non-contributing properties (including 48 outbuildings)"
Page 202, bottom, identification of Photo #147 is incorrect; the photo numbered 147 shows outbuildings, not a apartment building.

This was confirmed by the National Register staff of the Missouri SHPO.

DISTRIBUTION:

- National Register property file
- Nominating Authority (without nomination attachment)







































4155















































1000 1/2 E. 1st St. N. 1898






























































































































LAMB SKIN TEMPLE


APARTMENTS























































128

9-7-05

Forest Park Southwest
Historic District

missing photo

128











































































































DO NOT
ENTER









Central Institute
for the Deaf

A black and white photograph showing the Central Institute for the Deaf building in the background. The building has a textured, brick-like facade and the name "Central Institute for the Deaf" is prominently displayed in large, bold letters. In the foreground, a chain-link fence runs across the frame, with a concrete sidewalk in the lower right corner. A utility pole stands in the middle ground, and several trees are scattered throughout the scene. The sky is overcast.

