

United States Department of the Interior  
National Park Service

For NPS use only

National Register of Historic Places  
Inventory—Nomination Form

received

date entered

See instructions in *How to Complete National Register Forms*  
Type all entries—complete applicable sections

1. Name

historic Lots 5, 6, 13 and West Half of Lot 14 of Pierre Chouteau Jr's.  
Subdivision of the Sarpy Tract

and or common Central Webster Historic District

2. Location

street & number \_\_\_\_\_ not for publication

city, town Webster Groves \_\_\_\_\_ vicinity of

state Missouri code 29 county St. Louis code 189

3. Classification

Category	Ownership	Status	Present Use
<input checked="" type="checkbox"/> district	<input type="checkbox"/> public	<input checked="" type="checkbox"/> occupied	<input type="checkbox"/> agriculture
<input type="checkbox"/> building(s)	<input checked="" type="checkbox"/> private	<input type="checkbox"/> unoccupied	<input type="checkbox"/> commercial
<input type="checkbox"/> structure	<input type="checkbox"/> both	<input type="checkbox"/> work in progress	<input type="checkbox"/> educational
<input type="checkbox"/> site	<b>Public Acquisition</b>	<b>Accessible</b>	<input type="checkbox"/> entertainment
<input type="checkbox"/> object	<input type="checkbox"/> in process	<input checked="" type="checkbox"/> yes: restricted	<input type="checkbox"/> government
	<input type="checkbox"/> being considered	<input checked="" type="checkbox"/> yes: unrestricted	<input type="checkbox"/> industrial
	<input checked="" type="checkbox"/> N/A	<input checked="" type="checkbox"/> no	<input type="checkbox"/> military
			<input type="checkbox"/> museum
			<input type="checkbox"/> park
			<input checked="" type="checkbox"/> private residence
			<input type="checkbox"/> religious
			<input type="checkbox"/> scientific
			<input type="checkbox"/> transportation
			<input type="checkbox"/> other:

4. Owner of Property

name (See attached)

street & number

city, town \_\_\_\_\_ vicinity of \_\_\_\_\_ state

5. Location of Legal Description

courthouse, registry of deeds, etc. St. Louis County Recorder of Deeds

street & number 7900 Forsyth

city, town Clayton state Missouri 63105

6. Representation in Existing Surveys

title Central Webster  
Historic District

has this property been determined eligible?  yes  no

date 1984  federal  state  county  local

depository for survey records Webster Groves City Hall, Building Commissioner's Office

city, town Webster Groves state Missouri 63119

## 7. Description

### Condition

excellent  
 good  
 fair

deteriorated  
 ruins  
 unexposed

### Check one

unaltered  
 altered

### Check one

original site  
 moved date \_\_\_\_\_

### Describe the present and original (if known) physical appearance

The Central Webster Historic District is a residential area located at the geographic and historic center of Webster Groves. It consists of 140 acres containing 299 buildings, mostly single family frame houses, two or two and one-half stories high. A random variety of architectural styles popular with middle and upper middle class suburban commuters from the 1860s through the 1920s - the optimistic expansion years from just after the Civil War until the Great Depression - march in a cyncopated rhythm across open expanses of lawn with an uninterrupted canopy overhead of trees one hundred and two hundred years old.<sup>1</sup>

Six main streets in the district - Lockwood, Swon and Jackson, and Gray, Elm and Plant - follow lot lines laid out in 1845, when Pierre Chouteau, Jr. subdivided the Gregoire Sarpy Land Grant into forty-acre lots.<sup>2</sup> The Central Webster Historic District is made up of three and a half of those 40-acre lots in the center of Chouteau's subdivision. Smaller roads through those lots reflect nine later subdivisions.


### Subdivisions in the District<sup>3</sup>

Mary Gore Subdivision	1866
Frances L. Plant Subdivision	1869
William E. Plant Subdivision	1883
Swon Place Subdivision	1884
Watt's Subdivision	1885
Alexander Russell Subdivision	1887
Waverly Park Subdivision	1888
Oak Terrace Subdivision	1909
Elm Place Subdivision	1911

The oldest houses in the district were built on large, deep lots along the north-south avenues - Gray, Gore, Elm, Maple and Plant. Set back sometimes as far as 100 or 200 feet from the street, on lots 70 or 80 feet wide,<sup>4</sup> currently zoned to have a minimum of 10 or 15 thousand square feet, these houses are unique examples of frame Queen Anne houses with irregular roofs, bay windows, towers, turrets and wide open front porches; Shingle Style houses with rock foundations and gambrel roofs or Queen

**United States Department of the Interior  
National Park Service**

**National Register of Historic Places  
Inventory—Nomination Form**



CENTRAL WEBSTER

Continuation sheet HISTORIC DISTRICT

Item number 7

Page 1

Anne towers and projections; frame Italianate house with carved wood brackets under the eaves of their low hip roofs and frame Victorian vernacular houses. An unusual French style house was built on Maple in 1893, with a high stone basement and an open porch wrapping around all sides. It has four tall chimneys and two stories of dormers like a French chateau. It was built for William Beattie whose St. Louis company manufactured paneled interiors for banks and fine residences.


From the turn of the century through the boom of the Twenties, local developers resubdivided the empty lots along east-west Jackson Avenue on the south and Cedar Avenue on the north and created subdivision at Oak Terrace and Elm Place and speculatively filled in the smaller lots with American Foursquare houses - simple, two story, frame boxes lifted out of the center of Queen Anne confusion with hip roofs and open front porches; Craftsman house of frame or shingles with broad eaves supported by wood brackets or exposed rafters and windows which have many small panes over one large pane; and bungalows - one and a half story honeymoon cottages - covered with dark stained shingles or stucco with broad gable roofs, broad eaves, exposed rafters and front porches enclosed waist high.

Utilities, paved streets and granitoid sidewalks were laid throughout the district during the first decade of the twentieth century. The Monday Club, a one story Craftsman building was built at the corner of Cedar in 1911, and its Art Deco addition was designed by Harris Armstrong in 1929. Bristol School, a two story brick Jacobethan elementary school was designed by William B. Ittner in 1920 to replace an old frame schoolhouse on Gray Avenue. Ittner was known throughout the United States for his beautiful St. Louis schools.

The Central Webster Historic District was all built up by the time of the Great Depression and has changed very little in over fifty years. Of the 299 buildings in the district, nine are non-contributing: Three one and a half story brick houses built in the 1950's - one on Gray Avenue and two on Maple Avenue; a modern, split-level, brick and frame house with large expanses of windows, built on Maple Avenue in the 1950's; three like houses - brick on the first floor, frame on the second story - built on one large lot at the corner of Plant and Swon in the 1960's; a four story, red brick apartment with shutters on the windows and a porte cochere supported by large white columns in front of the main entrance on Gore Avenue and a small, prefabricated one and a half story house at the corner of Cedar and Elm, built in 1976.

United States Department of the Interior  
National Park Service

National Register of Historic Places  
Inventory—Nomination Form



Continuation sheet CENTRAL WEBSTER  
HISTORIC DISTRICT

Item number 7

Page 2

Except for the newest little house at Cedar and Elm, the non-contributing buildings blend aesthetically with the historic district and are labeled non-contributing because of their age.

Property owners in the Central Webster Historic District have always been middle and upper middle class families with an appreciation for turn of the century architecture so most of the houses in the district are well preserved and not drastically altered on the exterior.


In 1984, when plans for a four lane highway along Elm Avenue threatened to destroy the nostalgic atmosphere of the area, the residents created a local historic district with the same boundaries as those of the proposed National Register District. The residents adopted Guidelines for Preservation for the Central Webster Historic District - which insure that the Central Webster Historic District will always reflect the essence of Webster Groves - an early commuter suburb developing around the turn of the century near the railroad station and the street car line. The highway project has been set aside.

FOOTNOTES

1. Records at the City Clerk's Office in the Webster Groves City Hall indicate that in 1976 the Missouri Department of Conservation certified four Bicentennial Trees in the short block of Oak Terrace.
2. City of St. Louis Deed Book T4; pp. 89 - 90.
3. Plats of Subdivisions on Microfiche at Webster Groves City Hall, Department of Public Works.
4. Webster Groves Zoning Ordinance on file at the City Clerk's Office, Webster Groves City Hall.
5. John W. Leonard; The Book of St. Louisans; (St. Louis: The St. Louis Republic, 1906); p. 44.

United States Department of the Interior  
National Park Service

National Register of Historic Places  
Inventory—Nomination Form



CENTRAL WEBSTER

Continuation sheet HISTORIC DISTRICT

Item number 7

Page 3


6. "Civic Improvements"; The Kate Moody Collection of Webster Groves History; at the Missouri Historical Society.

7. Clarissa Start; Webster Groves; (Webster Groves: City of Webster Groves, 1976); pp. 149-151.

8. John Albury Bryan; Missouri's Contribution to American Architecture; (St. Louis: The St. Louis Architectural Club, 1928); p.82.

United States Department of the Interior  
National Park Service

National Register of Historic Places  
Inventory—Nomination Form



Continuation sheet Central Webster Historic District Item number 7 Page 4

1. 3 East Cedar Noncontributing  
Built in 1976

1 story rectangle with low gable roof. High brick foundation. Rough cedar board and battens stained green above bricks.

2. 17 East Cedar  
Built in 1894

1 1/2 story, vernacular frame house with steep gable roof and large hip dormer each side. 1st floor is shiplap siding, asbestos shingle above 1st floor. Pent roof across front first floor becomes a shed roof over the screened in porch projecting on the west half of the front. Dentils under the eaves of the roof and the dormers.

3. 21 East Cedar  
Built in 1890

2 story, frame, Victorian vernacular L shaped house with gable roof and one story cross gable projection on each side. Fishscale shingles in 2 story gable, rest of house sided with vinyl. Windows are 2 over 2. Eaves of gable on east projection extend to make shed roof over open porch filling in the L on the east side of front.

4. 25 East Cedar  
Built in 1902


2 1/2 story, frame American Foursquare with hip roof and rubble foundation. Gable dormer on front, hip dormer on east. Porch across front has been removed and replaced with flat roof supported by tall wood posts over a brick slab. Large aluminum windows, 1 over 1. House covered with asbestos shingles.

5. 29 East Cedar  
Built in 1905

2 1/2 story, frame, American Foursquare with rubble foundation, hip roof and dormers front and west. House covered with gray asbestos shingles. Open porch across front has flat balustraded roof supported by slender wood posts. Windows are 1 over 1.

United States Department of the Interior  
National Park Service

National Register of Historic Places  
Inventory—Nomination Form



Continuation sheet Central Webster Historic District Item number 7 Page 5

6. 103 East Cedar  
Built in 1920

1 1/2 story, stucco bungalow with broad gable roof and broad eaves. Open porch across front has broad gable roof supported by square stucco posts. Windows are 4 or 6 vertical panes over 1.

7. 107 East Cedar  
Built in 1920

1 1/2 story, stucco bungalow with broad gable roof with broad eaves and exposed rafters. Large gable dormers each side. Screened porch across front with broad gable roof supported by square stucco posts. Windows are 4 or 6 vertical panes over 1 with brick sills.

8. 111 East Cedar  
Built in 1920

1 1/2 story, stucco bungalow with broad gable roof with broad eaves. Screened porch across front with broad gable roof supported by square stucco posts. Windows are 4 or 6 vertical panes over 1 with brick sills.

9. 113 East Cedar  
Built in 1908


2 1/2 story brick vernacular house with gable roof, broad eaves and small gable dormer on west side. Front gable is rubble stucco and timbers and overhangs 2nd story supported by wood purlins. Wide front windows are 12 over 1. Side windows have arched lintels. Open porch across front has shed roof supported by tapered fluted wood posts. 2 story addition across back and on west side is sided with cedar shingles.

10. 117 East Cedar  
Built in 1908

2 1/2 story, brick vernacular house with gable roof and small gable dormer west side. Front gable is rubble stucco and timbers and overhangs 2nd story supported by wood purlins. Broad front windows are 12 over 1. Replacement window on 1st floor. Side windows have arched lintels. Open porch across front has shed roof supported by wrought iron posts. Permastone foundation on front. Fluted wood frame and wood transom around front door.

United States Department of the Interior  
National Park Service

National Register of Historic Places  
Inventory—Nomination Form



Continuation sheet Central Webster  
Historic District

Item number 7

Page 6

11. 125 East Cedar  
Built in 1923

1 1/2 story, brick, vernacular house with cross gable slate roof. 1 story brick vestibule with slate gable roof projects on west side of front with aluminum storm door set into stucco filling in the brick arched opening with a limestone keystone. Small brick gable on east side of front articulates the screened porch which projects on the front half of the east side of the house. The front and back screen openings are arched with a limestone keystone. There is an arched double hung window in the center of the front gable with a limestone keystone and functional board shutters. 1 story projection on west side has a shed roof. Functional board shutters.

12. 10 East Cedar  
Built in 1904

1 1/2 story, frame, L-shaped, Dutch Colonial house with cross gambrel roof and rubble foundation. Small shed dormers on each side. Windows are 2 over 2. Open porch with low hip roof supported by square wood posts across projection of L on west side of front.

13. 16 East Cedar  
Built in 1929

1 1/2 story, brick Dutch Colonial house with gambrel roof and large shed dormer across front. Broken pediment pierces eaves supported by large carved brackets above front door and sidelights on east end of front. Concrete deck with wrought iron railing across front.


14. 22 East Cedar  
Built in 1935

1 1/2 story brick house with gable roof and 3 gable dormers on front. Small portico with hip roof supported by groups of 3 wood posts in front of center front door.



**United States Department of the Interior  
National Park Service**

**National Register of Historic Places  
Inventory—Nomination Form**



Continuation sheet    Central Webster Historic District    Item number    7    Page    7

15.    28 East Cedar  
      Built in 1934

2 story, painted shingle, Colonial Revival house with gable roof. Square portico in front of center front door has flat balustraded roof supported by square fluted wood posts.

16.    104 East Cedar  
      Built in 1925

1 1/2 story, stucco, Tudor Revival house with steep, slate gable roof and broad shed dormers recessed into roof on each side. 1 story stucco vestibule with gable roof projects on east side of front with heavy segmental arched door articulated with Terra Cotta quoins and hood mold.

17.    108 East Cedar  
      Built in 1925

2 story, stucco, L-shaped Spanish Colonial house with red tile gable roof. 1 story projection on east side has red tile gable roof. Tall stucco tapered chimneys have red tile gables and square holes on sides for smoke. Casement windows with timber lintels and board shutters. Shallow 1 story projection on west side with shed tile roof. Flagstone terrace with brick and wrought iron railing fills in L on east side of front. Front door is articulated with Terra Cotta molding. Palladian window with twisted columns in frame on 1st floor of L projection on west side of front has wrought iron railing in front of it. French doors above it have wooden balcony in front.

18.    15 West Cedar  
      Built in 1900


2 story, frame, Victorian Vernacular, L-shaped house with cross gable roof and rubble foundation. Vinyl siding. 2 story bay window with octagonal roof on east side. 1 story open porch with shed roof across east half of front supported by turned posts and ornamental barge boards. Transom above front door.

19.    17 West Cedar  
      Built in 1891

2 1/2 story, frame, Queen Anne house with hip roof, rubble foundation and cross gable projections each side. Windows in pairs, 1 over 1. 1 story open porch across front with shed roof

United States Department of the Interior  
National Park Service

National Register of Historic Places  
Inventory—Nomination Form



Continuation sheet Central Webster Historic District Item number 7 Page 8

supported by square wood posts connected by inverted wood scallops.

20. 21 West Cedar  
Built in 1890

2 1/2 story, Frame, Queen Anne house with hip roof, rubble foundation and cross gable projections on each side. Vinyl siding. Windows in pairs, 1 over 1. 1 story open porch across front and screened across east side. Shed porch roof supported by square wood posts connected by inverted wood scallops. Enclosed porch with casement windows and shed roof above porch on east side.

21. 109 West Cedar  
Built in 1878

2 story, frame, L-shaped, Vernacular house with cross gable roof. 1 story shed roof projection across back. House is covered with asbestos shingles. Windows are 2 over 2. 1 story section with shed roof fills in the L on the front and shed roof projects over front door and is supported by wrought iron posts.

22. 115 West Cedar  
Built in 1887


2 story, frame, Victorian vernacular house with cross gable roof and hip roof corners over the corners of the front. Gable projection on the east. House is covered with painted shingles. Windows are 3 over 1. Door on west front has small portico with flat roof and wrought iron balustrade supported by wrought iron posts.

23. 119 West Cedar  
Built in 1888

2 story, vernacular, frame house with cross gable roof. Shed roof kitchen across back. 2 story bay window on east side. 1 story sunroom addition with flat roof projects on east side. Windows are 9 over 1, usually in pairs, and have cornice above frame. Door on west of front has broken pediment gable above it supported by wood brackets.

United States Department of the Interior  
National Park Service

National Register of Historic Places  
Inventory—Nomination Form



Continuation sheet Central Webster Historic District Item number 7 Page 9

24. 123 West Cedar  
Built in 1891

2 story, T-shaped, vernacular, frame house with cross hip roof and rubble foundation. Shiplap siding. Italianate windows, 2 over 2. Open porch across front with hip roof supported by turned wood posts.

25. 125 West Cedar  
Built in 1909

2 1/2 story, Shingle Craftsman house with gable roof, broad eaves and exposed rafters. 2 stories of screened porches across front with hip roofs, 1st floor porch has pent roof. 1 story oriels with shed roof on east and west sides.

26. 2 West Cedar  
Built in 1922

1 1/2 story brick bungalow with a broad gable roof and a broad gable dormer in the center of the front. The eaves of the roof extend over an open porch across the front supported by stucco piers. Windows are 4 vertical panes over 1.

27. 8 West Cedar  
Built in 1894

2 story frame vernacular house with a cross hip roof and a rubble foundation. 1 story screened porch across front with a hip roof. Side windows are 2 over 2. Front windows are large 1 over 1, many panes, and 1 with sidelights and transom with metal awning.

28. 12 West Cedar  
Built in 1916

1 story frame bungalow with broad gable roof, broad eaves, and shed roof attached to eaves across front supported by tall square wood posts. Windows are 9 over 1. Front porch and front yard have been replaced with brick courtyard and front of house with brick veneer on foundation.


29. 14 West Cedar  
Built in 1892

2 story frame, vernacular house with cross hip roof and rubble foundation. 1 story open porch on west side of front and

**United States Department of the Interior  
National Park Service**

**National Register of Historic Places  
Inventory—Nomination Form**

Central Webster  
Historic District



Continuation sheet Historic District Item number 7 Page 10

projecting to west with hip roof and pediment above front door. Pediment has fish scale shingles. Windows 2 over 2 on sides and on front large with many panes or 1 over 1 with sidelights. 1 story bay window on west side.

30. 18 West Cedar  
Built in 1905

2 1/2 story, brick, vernacular house with flaired hip roof and large flaired hip dormers each side. 1 story open porch across front with hip roof supported by plain columns and dentils under eaves of porch roof. Pediment pierces porch roof over double front door and transom. Windows have segmental arched lintels. 2 1/2 story bay window with cross gable roof on east side.

31. 22 West Cedar  
Built in 1886

2 story, frame vernacular house with tall, steep gable roof stepped back in 3 main sections. Fishscale shingles fill in gable and there are ornamental brackets supporting eaves at front corners. 1 story open porch with hip roof across front and east has plain tapered columns and ornamental railing. 2 story shed roof addition along west side. Windows are 2 over 2. Large screened porch with shed roof projects on 2nd floor rear east.

32. 32 West Cedar  
Built in 1923


1 1/2 story, frame, Dutch Colonial house with gambrel roof and broad shed dormers across front and back. Center front door has broken pediment piercing eaves on roof above it. Segmental arched French doors on first floor, front east corner.

33. 110 West Cedar  
Built in 1907

1 1/2 story, frame, vernacular house with steep gable roof, broad eaves and a large gable dormer each side. Porch across front has been screened in and enclosed on west to make vestibule. Low hip porch roof is supported by broad frame piers. Porch piers and entire house are covered with cedar shingles. 1 story bay window on east side. Family room addition and sunroom above it across back have shed roof.

**United States Department of the Interior  
National Park Service**

**National Register of Historic Places  
Inventory—Nomination Form**



Continuation sheet Central Webster Historic District Item number 7 Page 11

34. 118 West Cedar  
Built in 1907

1 1/2 story, frame vernacular house with steep gable roof, broad eaves and a large gable dormer each side. Open porch across front has low hip roof supported by square wood posts. 1 story bay window on east side. Family room addition on back and sunroom above it have hip roofs and vinyl siding. Windows on front have small diamonds above large panes.

35. 124 West Cedar  
Built in 1908

2 story, shirtwaist American Foursquare with a hip roof with eaves so broad as to suggest a Prairie Style influence. Wall dormers on each side have very low hip roofs. Open porch across front has low hip roof supported by plain tapered columns. Windows are 3 over 1. One story oriel with shed roof on east side. Shingles of 2nd story flaired above clapboards of first story.

36. 128 West Cedar  
Built in 1912

2 1/2 story, American Foursquare with hip roof, broad eaves and large hip dormer in center of front. House is covered with stucco. Windows are 8 over 1. One story stucco addition on east with hip roof.

37. 132 West Cedar  
Built in 1910


2 story, frame, American Foursquare with hip roof and broad eaves. Porch across front removed and replaced with shed roof supported by wrought iron posts. Windows are 8 over 1. First floor oriel with shed roof on east.

38. 138 West Cedar  
Built in 1911

2 1/2 story Shingle style house with gable roof, broad eaves and gable dormer on center front roof. 1 story enclosed porch with shed roof across front. Oriel windows 1st floor east side and 2nd floor front.

United States Department of the Interior  
National Park Service

National Register of Historic Places  
Inventory—Nomination Form



Continuation sheet Central Webster Historic District Item number 7 Page 12

39. 142 West Cedar  
Built in 1913

2 1/2 story Craftsman house, T-shaped with cross gable roof and broad eaves. Dark shingles 1st floor, stucco above. Windows are 8 over 1. One story shingle vestibule with gable roof projects under center of main gable with front door and sidelights.

40. 30 S. Elm  
Built in 1901

2 1/2 story frame venacular Queen Anne (yellow) with hip roof and cross gable projection on front hip dormer on south, 2 story bay on south, 1 story front porch, 2nd story sunroom on back supported by posts.

41. 32 S. Elm  
Built in 1890

2 1/2 story frame rectangle with hip roof, rectangular portico with flat roof over front door in center.

42. 102 S. Elm  
Built in 1857

1 story, cross gable, white frame cottage.

43. 104 S. Elm  
Built in 1924


1 1/2 story white frame gable bungalow, shed dormer front and back, enclosed screened porch across center of front, rubble foundation.

44. 110 S. Elm  
Built in 1924

1 1/2 story, white frame Dutch Colonial, shed dormers front and back, concrete foundation.

United States Department of the Interior  
National Park Service

National Register of Historic Places  
Inventory—Nomination Form



Central Webster

Continuation sheet Historic District

Item number 7

Page 13

45. 114 S. Elm  
Built in 1924

2 story stucco house with cross hip roof, porte cochere under north projection, concrete foundation.

46. 118 S. Elm  
Built in 1925

1 1/2 story frame Dutch Colonial, shed dormers front and back, concrete foundation, 1 story portico with gable roof over center front door.

47. 124 S. Elm  
Built in 1882

2 1/2 story white frame Queen Anne with cross gable roof, 1 story open porch across front, carved panels in frieze under projecting gable on front, 1 story bay on south side, rubble foundation.

48. 140 S. Elm  
Built in 1898

2 1/2 story white frame Queen Anne with hip roof, cross gable projections and gable dormers, 1 story porch across front with gable over door, carved frieze in gable. Rubble foundation.

49. 144 S. Elm  
Built in 1925

2 story dark stained shingle house with low hip roof and broad eaves, almost Prairie Style, hooded portico over front door and fanlight, concrete foundation.


50. 148 S. Elm  
Built in 1884

2 1/2 story dark stained shingle Queen Anne, steep cross gable roof with front L projection. 1 story open porch filling in front 1 and wrapping around south, 2 story sun porches on back. 1 story bay on north, decorative brackets under eaves, rubble foundation.

**United States Department of the Interior  
National Park Service**

**National Register of Historic Places  
Inventory—Nomination Form**

Central Webster  
Historic District



Continuation sheet

Item number

7

Page

14

51. 160 S. Elm  
Built in 1919

2 1/2 story white frame house, hip roof, 2 hip dormers front and back, 2 stories of sun porches with shed roof on south, gable portico over front door in north bay. Concrete foundation.

52. 164 S. Elm  
Built in 1883

2 1/2 story pink frame Queen Anne house, steep hip roof, 2 1/2 story projecting gable bay on front and south, 1 story gable addition on south, brackets under eaves, decorative bargeboards at corners of bays, stick patterns in gables, rubble foundation.

53. 206 S. Elm  
Built in 1887

2 1/2 story white frame Queen Anne, cross hip roof with projecting cross gables on front and north, square portico with flat roof in front of center door with sidelights and transom. Rubble foundation.

54. 212 S. Elm  
Built in 1907

2 1/2 story frame Queen Anne, broad gable roof, shingles in gable front and back, hip dormers on sides, wide bay window 1st floor, 2 oriels 2nd floor, 1 story open porch across front, 1 story hip addition back, rubble foundation, tennis court.

55. 226 S. Elm  
Built in 1889

2 1/2 story frame Queen Anne, steep hip roof and cross gable projections, fish scale shingles above first floor, concrete and rubble foundation, 1 story porch across south side of front with pediment over door in center bay, swimming pool.


56. 238 S. Elm  
Built in 1888

2 1/2 story yellow frame Queen Anne, cross hipped roof with cross gable projections, decorative bargeboards under eaves of gables, 1 story porch across front with gable over center front door. Rubble foundation.



United States Department of the Interior  
National Park Service

National Register of Historic Places  
Inventory—Nomination Form



Central Webster

Continuation sheet Historic District

Item number 7

Page 15

57. 304 S. Elm  
Built in 1928

2 story painted shingle cottage with cross hip roof, 1 story hip roofed projection on north, 1 story hip portico in front of door on south of front, concrete foundation.

58. 310 S. Elm  
Built in 1888

2 1/2 story frame house (green) with gable roof, front door with leaded sidelights and broken pediment on north side of front, 1 story screened porch with flat roof on north, 1 story sunroom with flat roof on south.

59. 324 S. Elm  
Built in 1888

2 1/2 story white frame Queen Anne, broad steep hip roof with projecting cross gables on each side, shingle in gable ends, small gable dormers, 1 story open porch wraps with 3 sides with pediment over center front door, flaired stair railing, rubble foundation.

60. 340 S. Elm  
Built in 1908

2 1/2 story Tudor craftsman house with a saltbox gable roof, 1st floor dark stained clapboards, 2nd and 3rd story stucco. Eaves of gable project over 1 story sunroom on north, 2 story 1/2 timber gable bay window projects in center of front, gable dormers on sides. Concrete foundation.

61. 348 S. Elm  
Built in 1935


1 1/2 story frame and shingle cottage with flaired cross gable roof. Pedimented portico over center front door, concrete foundation.

62. 354 S. Elm  
Built in 1910

1 1/2 story dark stained, gable roof, bungalow with hip projection on south side of front, eaves project over front porch

**United States Department of the Interior  
National Park Service**

**National Register of Historic Places  
Inventory—Nomination Form**



Continuation sheet Central Webster  
Historic District

Item number 7

Page 16

on north, large shed dormers front and back, concrete foundation,  
1 story gable projection on south.

63. 356 S. Elm  
Built in 1910

1 1/2 story dark shingle, gable bungalow, large shed dormers  
front and back, front porch recessed under north half of front.  
Concrete foundation.

64. 374 S. Elm  
Built in 1910

1 1/2 story dark shingle, gable bungalow. Large shed  
dormers front and back, front porch recessed under south half of  
front. Concrete foundation. (Same as 356 S. Elm - but faces  
south).

65. 23 S. Elm  
Built in 1871

2 1/2 story, frame, Queen Anne house with a hip roof and  
gable dormers on each side. 1 story open porch across front with  
hip roof supported by square wood posts. Rubble foundation.

66. 27 S. Elm  
Built in 1906

2 1/2 story, frame house, hip roof with cross gable across  
back and gable dormer on front. Enclosed front porch under 2nd  
story. Rubble foundation.

67. 35 S. Elm  
Built in 1901


2 1/2 story, square frame American Foursquare house, vinyl  
siding, hip roof, cross gables front and back, dormers on sides.  
Rubble foundation.

68. 41 S. Elm  
Built in 1901

2 1/2 story, square frame, American Foursquare house covered  
with stucco. Hip roof cross gable front and back, dormers on  
sides, 1 story front porch. Rubble foundation.

**United States Department of the Interior  
National Park Service**

**National Register of Historic Places  
Inventory—Nomination Form**



Central Webster

Continuation sheet Historic District

Item number 7

Page 17

69. 125 S. Elm  
Built in 1911

1 1/2 story dark stained frame bungalow with steep gable roof, shed dormers front and back, front porch across front under eaves, concrete foundation.

70. 129 S. Elm  
Built in 1916

2 story, dark stained frame house, 2nd story shingles, with cross hip roof, broad eaves, concrete foundation, screened porch across front.

71. 135 S. Elm  
Built in 1911

1 1/2 story, dark stained shingle Craftsman house with steep gable roof and shed dormers each side, gable projects over front porch with 4,12-light windows and exposed purlins.

72. 137 S. Elm  
Built in 1909

1 1/2 story, dark stained, shingle, Craftsman house, low gable roof front, gambrel in back with shed dormers front and back, eaves extend over open front porch, concrete foundation.

73. 139 S. Elm  
Built in 1902


1 1/2 story gable cottage, blue vinyl siding, cross gable dormers front and back, eaves project over enclosed screened porch across front, 1 story hip roof addition on south, concrete foundation.

74. 145 S. Elm  
Built in 1909

2 1/2 story dark stained shingle, Craftsman house, gable roof with broad eaves, stucco gable, shed dormers each side, enclosed screened front porch. Concrete foundation.

United States Department of the Interior  
National Park Service

National Register of Historic Places  
Inventory—Nomination Form



Continuation sheet Central Webster  
Historic District

Item number 7

Page 18

75. 151 S. Elm  
Built in 1907

1 1/2 story frame Dutch Colonial house with 2 hip dormers front and back, stenciled frieze under eaves, concrete foundation.

76. 157 S. Elm  
Built in 1907

1 1/2 story dark stained frame Dutch Colonial with cross gable dormers each side, 1 story open porch across front and around south, concrete foundation.

77. 161 S. Elm  
Built in 1904

2 1/2 story, dark stained shingle Queen Anne, low hip roof, hip and gable dormers, broad eaves. Oriel windows front and north, 1 story round bay window northeast corner, 1 story screened porch across front and around south with gable over north front door, concrete foundation.

78. 167 S. Elm  
Built in 1907

1 1/2 story stucco bungalow with gable roof and broad eaves, 1 story open front porch under low gable roof, front covered with wood panelling under porch, large picture window on front with 28 lights, concrete foundation.

79. 205 S. Elm  
Built in 1884

2 1/2 story, shingle Queen Anne, hip roof with cross gables over projecting bays and hip dormers, 1 story bay window north front, 1 story open porch on south and south front. Rubble foundation.


80. 211 S. Elm  
Built in 1920

1 1/2 story white stucco craftsman bungalow, broad gable roof with broad eaves supported by brackets and exposed rafters, large gable dormers each side, 1 story gable front porch in front of center front door.

**United States Department of the Interior  
National Park Service**

**National Register of Historic Places  
Inventory—Nomination Form**

Central Webster  
Historic District



Continuation sheet

Item number

7

Page

19

81. 225 S. Elm  
Built in 1922

2 1/2 story painted shingle house with gable roof, concrete foundation, small federal style door with broken pediment in center bay. 2 stories screened porches on south side.

82. 235 S. Elm  
Built in 1924

2 1/2 story white frame house with cross hip roof, broad eaves, shed dormers on sides, string course between 1st and 2nd story, 2nd story shorter than 1st, windows 8/8, federal door with side lights and fanlight on south side, 2 stories of screened porches on south. Concrete foundation.

83. 237 S. Elm  
Built in 1920

2 1/2 story brick house with gable roof, 2 gable dormers front and back, 2 story sunroom and screened porch with shed roof on south, hooded portico over center front door with sidelights and fanlight, brick quions.

84. 311 S. Elm  
Built in 1922

2 1/2 story white stucco house with gable roof, 1 story gable portico over front door in center, 1 story gable roofed sunroom on south, concrete foundation.

85. 321 S. Elm  
Built in 1922


2 story white frame house, gable roof, federal door with broken pediment over sidelights and fanlight in center bay.

86. 327 S. Elm  
Built in 1912

1 1/2 story stucco Craftsman house, with broad flaired gable roof and broad eaves. Shingles in gable ends, casement windows, front entrance recessed on south side. Concrete foundation.

**United States Department of the Interior  
National Park Service**

**National Register of Historic Places  
Inventory—Nomination Form**



Continuation sheet Central Webster Historic District Item number 7 Page 20

87. 359 S. Elm  
Built in 1924

1 1/2 story frame Dutch Colonial, shed dormers front and back, 2 story sun rooms with shed roof on south, 1 story gabled projection for front door. Concrete foundation.

88. 369 S. Elm  
Built in 1922

1 1/2 story tan stucco bungalow with gable roof, flaired eaves over screened front porch and large shed dormers front and back. Concrete foundation.

89. 375 S. Elm  
Built in 1910

1 1/2 story Craftsman bungalow with gable roof, dark stained clapboards with half timbering in gables, large gable dormer front and back. 1 story open porch across front, large screened porch across back.

90. 5 Elm Place  
Built in 1911

1 1/2 story Dutch Colonial covered with white stucco, gambrel roof, half timbering in gambrel, squared rubble foundation. 2 shed dormers front and back. 1 story open porch across front with flat roof supported by wood posts. Pediment over center of porch roof. 1 story hip roof addition on back.

91. 7 Elm Place  
Built in 1911

1 1/2 story Dutch Colonial house with a gambrel roof. House is covered with stucco painted red and there are timbers in the gambrel end. The first floor of the front is covered with a brick veneer. There is a brick porch across the front and white stucco posts support a sunroom with hip roof above the porch. Windows are 12 over 1.


92. 9 Elm Place  
Built in 1912

2 story frame Craftsman house with gable roof and broad eaves, concrete foundation. 1st story is clapboard, 2nd story is

United States Department of the Interior  
National Park Service

National Register of Historic Places  
Inventory—Nomination Form

Central Webster  
Historic District



Continuation sheet

Item number

7

Page 21

shingle - all painted yellow. Shallow oriel in center of front and shingles above it project over a side string course supported by purlins. There is a porch across the front with a hip roof supported by square posts. Porch is enclosed waist high. Windows are 9 over 1.

93. 11 Elm Place  
Built in 1912

2 story Craftsman house with cross gable roof and broad eaves. Clapboards 1st floor, shingles above - all painted light beige. Open porch across front has been modernized with large clapboard piers supporting the second story and outlining the large, rectangular, floor to ceiling openings. The second story above the porch is shingles with 3 triple casement windows and a small octagonal window in the gable. Original windows are 6 over 1.

94. 15 Elm Place  
Built in 1912

2 story, shingle Craftsman house with gable roof and broad eaves. Open porch across front has shed roof supported by shingle posts. There is a sunroom with a low hip roof and casement windows on top of the porch roof. The shingles are painted and windows are 6 over 1.

95. 21 Elm Place  
Built in 1896

1 1/2 story, frame vernacular house, covered with asbestos siding. Front facing gable roof with shed wall dormers each side. Tall windows, 2 over 2. Open porch across front and around east side with hip roof supported by square wood posts. No porch floor.


96. 25 Elm Place  
Built in 1912

2 story Craftsman shirtwaist house with cross gable roof and broad eaves. Clapboards on 1st floor, painted shingles above. Triple windows on front, 6 over 1. Front door is in stepped back projection on west side with shed roof portico supported by wood post in front of it. There is a one story shed roof addition on the east side.

**United States Department of the Interior  
National Park Service**

**National Register of Historic Places  
Inventory—Nomination Form**

Central Webster  
Historic District



Continuation sheet    Item number    Page    22

97. 16 Elm Place  
Built in 1912

1 1/2 story, dark stained, Craftsman house with a cross gable roof. Front eaves of gable extend farther down than back eaves and front eaves flair into a shed roof over a porch enclosed waist high across east 2/3 of front. There is a shed dormer on the east of front and a cross gable projects slightly on west. Clapboards 1st floor, shingles above. Windows are 9 over 1.

98. 18 Elm Place  
Built in 1912

2 story, irregular shaped, shirtwaist Craftsman house with cross gable roof and broad eaves. Shingles above clapboards are painted. windows are 6 over 1. Front door is set back on west projection with shed roof portico in front supported by wrought iron post. Screened porch on east side has shed roof with sunroom above it with shed roof and casement windows. Wrought iron fence along 2 sides of front yard.

99. 24 Elm Place  
Built in 1912

2 story, shirtwaist, Craftsman house with gable roof and broad eaves. Clapboards 1st floor, shingles 2nd, painted same color. Oriel with shed roof in center of 2nd floor. Open porch across front has been removed. Broad gable porch roof is supported by 3 wood posts sitting on brick slab. Basement foundation has brick veneer on front. Front door has been replaced. Windows are 6 over 1.


100. 28 Elm Place  
Built in 1912

2 story, painted shingle Craftsman house with gable roof and broad eaves. Shingles in gable are flaired over a wide wood string course supported by purlins. 2nd story oriel is supported by large wood brackets. Portico with hip roof in front of front door on west side of front. Windows are 9 over 1.



**United States Department of the Interior  
National Park Service**

**National Register of Historic Places  
Inventory—Nomination Form**



Continuation sheet Central Webster Historic District Item number 7 Page 23

101. 30 Elm Place  
Built in 1912

2 story frame, Colonial Revival, vernacular house with a gable roof. An open porch with a shed roof has been cut into the south side of the house and projects to the south. Windows are 9 over 9 and have wood keystones above their frames on the first floor. Center front door with pilaster has pedimented portico in front supported by square wood posts.

102. 24 S. Gore  
Built in 1870

1 1/2 story, gray, frame cottage with many additions and rubble foundation. Original front roof was mansard now has gable projection on north of front and shed projection containing recessed front door on south of front. There is a gable addition behind the original mansard section and a gambrel addition behind that. There is a four foot high wrought iron fence across front and front half of north property line.

103. 36 S. Gore  
Built in 1899

2 1/2 story, yellow, frame, Queen Anne house with hip roof and rubble foundation. Large gable dormer on front and hip dormers on sides, sided with wood shingles. Cross gable projection on south side. One story, open porch with shed roof across front supported by tapered, grooved wood posts and capitals. Small sunroom projects over north half of front porch.

104. 40 S. Gore  
Built in 1902


2 1/2 story, white frame house with gable roof and rubble foundation. Shed dormer on front. 1 story open porch with shed-hip roof across front and around south side. 2 stories of open porches across back with shed roof.

105. 44 S. Gore  
Built in 1902

2 1/2 story, frame Queen Anne house with cross hip roof and rubble foundation. Large gable dormer on front, hip dormer on south. 1 story open porch with shed-hip roof across front and

United States Department of the Interior  
National Park Service

National Register of Historic Places  
Inventory—Nomination Form



Continuation sheet Central Webster  
Historic District Item number 7 Page 24

south side supported by tapered, grooved wood posts. Sleeping porch with shed roof and casement windows above porch on south side. Front door has arched leaded window.

106. 100 S. Gore  
Built in 1887

2 story, white frame, Victorian vernacular house with cross gable roof and concrete foundation. Gabled dormer on front and gable projection on south sided with fish scale shingles. 1 story screened porch with hip roof across front with balustraded balcony in center.

107. 108 S. Gore  
Built in 1922

1 1/2 story, frame, Dutch Colonial with gambrel roof and concrete foundation, broad shed dormer on front, 2 story shed addition cross back.

108. 110 S. Gore  
Built in 1922

1 1/2 story, frame Dutch Colonial with a gambrel roof and concrete foundation. Broad shed dormers front and back and 1 story shed roof addition across back.

109. 112 S. Gore  
Built in 1887


2 story, frame, Victorian vernacular, L-shaped house with cross gable roof and rubble foundation. Front door and transom recessed under southwest corner of front. Two stories of open, gallery porches with shed roof fill in L on south side.

110. 118 S. Gore  
Built in 1889

2 story, frame, Victorian vernacular, T-shaped house with cross gable roof and rubble foundation. Decorative gable dormer in center of front. Gables sided with Fish scale shingles. 1 story bay window and porte cochere on north. Front door recessed into south half of center front. 1 story screened porch with shed roof on south.

**United States Department of the Interior  
National Park Service**

**National Register of Historic Places  
Inventory—Nomination Form**



Central Webster

Continuation sheet Historic District

Item number 7

Page 25

111. 128 S. Gore  
Built in 1881

2 story Victorian vernacular house with cross gable roof and rubble foundation. Dark stained shingle siding. Shed roof entry way on north corner of front. 2 story shed roof addition on north and modern shed addition projecting on rear north. 1 story wall replaced with glass on north side.

112. 130 S. Gore  
Built in 1912

2 1/2 story dark stained frame house with gable roof. Shingles in gable on front. Front windows in pairs. Concrete foundation. Hip portico supported by wrought iron posts in front of front door and sidelight on north front. 1 story addition with hip roof on south side.

113. 138 S. Gore  
Built in 1908

2 story, frame, Dutch Colonial house with gambrel roof and large cross gable dormers on each side. Concrete foundation. 1 story rectangular oriel on north side of front with hip roof. Open portico with hip roof projects in front of door on south half of front. Painted shingles in gambrel.

114. 140 S. Gore  
Built in 1908


2 story, frame Dutch Colonial with gambrel roof, painted shingles in gambrel and large cross gable dormers on each side. Concrete foundation. 1 story open porch across front with hip roof supported by plain columns. 2 story addition with shed roof on back projecting north.

115. 146 S. Gore  
Built in 1908

2 story, frame, Dutch Colonial with large cross gable dormers on each side. Concrete foundation. 1 story screened porch with hip roof across front and south. Plain columns support porch roof.

United States Department of the Interior  
National Park Service

National Register of Historic Places  
Inventory—Nomination Form



Central Webster  
Historic District

Continuation sheet

Item number 7

Page 26

116. 150 S. Gore  
Built in 1912

2 1/2 story frame Craftsman house with gable roof and concrete foundation. Dark brown asbestos siding on 1st floor, gray asbestos siding on 2nd floor. Windows are 12 over 1. 1 story enclosed porch with shed roof across front.

117. 156 S. Gore  
Built in 1912

2 story, square, frame house with hip roof and concrete foundation. Broad eaves. 1 story screened porch with hip roof across front.

118. 160 S. Gore  
Built in 1907

2 1/2 story dark stained shingle Queen Anne with steep gable roof and concrete foundation. Half timbered stucco in gable. Broad eaves with exposed rafters. Large gable dormer on north. Open porch with hip roof supported by plain columns across front. 2 story bay window on south.

119. 166 S. Gore  
Built in 1909


2 1/2 story Shingle style house with gable roof and concrete foundation. Broad eaves supported by carved brackets. 2 shed oriels on north. Cross gable projection on front with gable portico supported by heavy wood posts, brackets and open timbers in front of door, sidelights and transom with gable oriel above. 1 story bay window on front. Shingles are flaired over a string course at the base of both stories. 1 story gable addition on south.

120. 200 S. Gore  
Built in 1924

1 1/2 story white shingle cottage with long steep gable roof and a large shed dormer from the crest of the roof on the south side. Concrete foundation. Large battered brick chimney runs up center of front. Doors set into arched frames articulated in brick on each side of front, south door and sidelights in a one story gable projection. Carved brackets at corners of eaves.

United States Department of the Interior  
National Park Service

National Register of Historic Places  
Inventory—Nomination Form



Continuation sheet Central Webster  
Historic District

Item number 7

Page 27

121. 208 S. Gore  
Built in 1922

2 story brick house with slate gable roof, white cornice; windows 6 over 6 with functional shutters. Entrance on south side under portico with flat roof supported by square posts.

122. 214 S. Gore  
Built in 1922

1 1/2 story white frame Craftsman house with gable roof and concrete foundation. Large hip dormer on front. Broad, flaired eaves. Center front door with sidelights and fanlight recessed under hipped extension of eaves supported by large wood braces. One story oriel on north side. 2 oriels under pent roof on south side. Windows 6 over 1.

123. 220 S. Gore  
Built in 1885

2 1/2 story white frame Queen Anne house with Mansard roof and rubble foundation. 2 story rectangular tower on north front corner with a steep, flaired hip roof. Large, flat dormer on front and south. Cross gable dormer on north. Large double doors and transom in center of front. 1 story open porch with shed and hip roof supported by plain columns across south and center of front and around south side.

124. 230 S. Gore  
Built in 1885


2 1/2 story dark shingle style Queen Anne house with gable cross hip roof and rubble foundation. Hipped projection on center of front has large arched fanlight dormer continuing lines of 2nd story oriel. 1 story porch with shed roof in front of door, sidelights and transom on north of front. 2 stories of enclosed porches project on south with shed roof on 2nd floor and pent roof on 1st.

125. 238 S. Gore  
Built in 1926

2 story white frame house with gable roof and concrete foundation. 1 story sunroom with flat balustraded roof projects

United States Department of the Interior  
National Park Service

National Register of Historic Places  
Inventory—Nomination Form



Central Webster

Continuation sheet Historic District

Item number 7

Page 28

on south side. Large grooved pilasters support cornice with wrought iron balustrade over center front door, sidelights and transom.

126. 302 S. Gore  
Built in 1886

2 1/2 story frame Queen Anne house, covered with vinyl siding, with steep hip roof and rubble foundation. Octagonal hip roof projects over 2 story bay window on north and on south. Cross gable projects on south and there are two gable dormers on front with windows surrounded by East Lake carving. Ridges on roof are copper and there is a carved frieze and fancy brackets under the eaves. A 1 story open porch with a hip roof supported by plain columns across the front curving in a semi-circle around the north side.

127. 310 S. Gore  
Built in 1884

2 1/2 story Victorian vernacular frame house with a cross gable roof, aluminum siding and a rubble foundation. It has an open porch with a hip roof supported by square posts across the front wrapping around both sides. The entrance is on the south side of the front projection. Windows are 4 over 1. 1 story shed roof addition across back.

128. 320 S. Gore  
Built in 1910


2 1/2 story dark shingle style house with hip roof and broad eaves. Large hip dormers each side. 2nd story flairs over string course between 1st and 2nd story. Large oriels each side of 2nd story of front. 1 story screened porch with hip roof across front and around north. Windows 6 over 1. Concrete foundation.

129. 360 S. Gore  
Built in 1915

2 1/2 story white stucco Craftsman house with cross gable slate roof with broad eaves and wide returns. 1 story open porch with a broad gable roof supported by wide stucco posts is across front. Windows are 4 over 1. 1 1/2 story bay window with gable roof on north. Floor plan is L-shaped.

United States Department of the Interior  
National Park Service

National Register of Historic Places  
Inventory—Nomination Form



Continuation sheet Central Webster Historic District Item number 7 Page 29

130. 368 S. Gore  
Built in 1913

2 1/2 story Craftsman house with broad gable roof with broad eaves and exposed rafters. 1st floor is dark stained wood clapboards, above is stucco and timbers. Windows arranged in pairs or triplets are 8 over 1. Front door with sidelights and transom is on north side of front under small cornice. 1 story addition with shed roof and casement windows is on south side.

131. 372 S. Gore  
Built in 1923

2 story frame house with hip roof and broad eaves. Arched door on north side of front has gable roof supported by brackets above it. Some windows are 6 over 1. Those on south end are casement. Vinyl siding.

132. 376 S. Gore  
Built in 1917

1 1/2 story bungalow with broad gable roof and broad cross gable over front porch. 1st floor is dark stained shingles, 2nd floor is stucco and timbers. Tapered wood posts support front porch roof. Windows are 3 or 5 over 1.

133. 55 S. Gore - Non-contributing  
Built in 1965

4 story brick apartment building, rectangular with a flat roof. 16 bays on the front and four bays on the side. A flat balustraded porte cochere supported by large fluted columns projects in front of the center front entrance.

134. 113 S. Gore  
Built in 1909

2 story, square, frame house with hip roof and concrete foundation. Hip dormer on front. Vinyl siding on first floor, painted shingles on 2nd floor. 1 story open porch with hip roof across front. 1 story addition with gable roof on back.

United States Department of the Interior  
National Park Service

National Register of Historic Places  
Inventory—Nomination Form


Central Webster  
Historic District

Continuation sheet

Item number

7

Page 30



135. 115 S. Gore  
Built in 1909

2 story square frame house with hip roof and concrete foundation. Hip dormer on front vinyl siding. 1 story open porch with hip roof across front.

136. 117 S. Gore  
Built in 1924

2 story, square frame house with hip roof and concrete foundation. Hip dormer front. Asbestos siding. 1 story enclosed porch with hip roof across north half of front. Porch roof extends across south half of front making covered walkway. 2 story addition with flat roof on south side.

137. 119 S. Gore  
Built in 1869

2 story frame Italianate house with low hip roof and rubble foundation. Carved wood brackets under eaves. 2 story bay window on south. 1 story addition with hip roof on north and 1 story addition with hip roof across back.

138. 123 S. Gore  
Built in 1914

2 1/2 story frame Craftsman house with steep gable roof and broad eaves with exposed rafters. Concrete foundation. Clapboards 1st floor, shingles 2nd floor and half timbers in gables. Screened porch with hip roof across front.

139. 131 S. Gore  
Built in 1896

2 story frame Queen Anne house with hip roof and cross gable projections. Rubble foundation. Small pedimented gable dormer on front. Bay window on south half of front 1st floor under gable projection. 1 story porch with hip and shed roof across front. Very large colored glass window on 2nd floor north side.


140. 135 S. Gore  
Built in 1908

2 story Dutch Colonial house with cross gambrel roof and concrete foundation. Brick 1st floor, half timber stucco 2nd



**United States Department of the Interior  
National Park Service**

**National Register of Historic Places  
Inventory—Nomination Form**



Central Webster  
Historic District

Continuation sheet

Item number

7

Page 31

floor. Windows are 4 vertical panes over 1. 1 story screened porch with hip roof supported by plain columns across front.

141. 139 S. Gore  
Built in 1908

2 story Dutch Colonial house with cross gambrel roof and concrete foundation. Brick 1st floor, half timber stucco 2nd floor. Windows are 4 vertical panes over 1. 1 story screened porch with hip roof supported by plain columns across front.

142. 143 S. Gore  
Built in 1908

2 1/2 story, white, frame Queen Anne with hip roof and cross gable pedimented projections on each side. Pedimented gable dormer on front. Concrete foundation. 1 story open porch with hip roof supported by plain columns across front and around south with pediment over front door, sidelights and transom on north half of front. Hip portico supported by columns in front of door in north projection.

143. 145 S. Gore  
Built in 1920

1 1/2 story stucco bungalow with broad gable roof and exposed rafters. Broad gable dormer on front. Front door and small open porch recessed under north half of front. Garage with flat parapet roof attached on north side basement level.

144. 151 S. Gore  
Built in 1909


2 1/2 story white frame Craftsman house with cross gable roof and concrete foundation. Half timber and stucco in gables. Windows are 12 over 1. Broad eaves with exposed rafters. Front door on north side of front has a flat pseudo Colonial pediment above it. 1 story screened porch with flat balustraded roof on south side.

145. 219 S. Gore  
Built in 1891

2 story frame house with gable roof and rubble foundation. 1 story enclosed porch projection on north side of front with gable roof flaired on north side. Half timbering in gables.

**United States Department of the Interior  
National Park Service**

**National Register of Historic Places  
Inventory—Nomination Form**



Central Webster  
Historic District

Item number 7

Page 32

Continuation sheet

Casement windows. Gable dormer on north. 1 story rectangular bay window with hip roof on south.

146. 231 S. Gore  
Built in 1900

2 1/2 story dark stained shingle style Craftsman house with steep gable roof, half timbering in gables, gable eaves supported by brackets, shed dormers each side. Concrete foundation. Dark clapboards 1st floor, shingles 2nd floor, flaired over string course. 2 stories of sunrooms with flat roof on south. Half timbered gable pediment supported by large wood braces over front door and transom. Large square portico with flat balustraded roof on north side.

147. 303 S. Gore  
Built in 1887

2 1/2 story white frame Queen Anne with hip roof and cross gable projections and rubble foundation. Fish scale shingles in gables and carved brackets at corners of eaves. 1 story open porch with shed roof across front. 1 story bay window with hip roof on south. Front door has sidelights and fanlight.

148. 307 S. Gore  
Built in 1916


2 1/2 story dark stained Craftsman house with cross gable roof, broad eaves and concrete foundation. 1st floor wide clapboards, 2nd floor shingles. 1 story enclosed porch with gable and shed roof on south side. Broad gabled oriel on front. 9 over 1 windows. Entrance on north side under flat roof supported by wood braces.

149. 315 S. Gore  
Built in 1923

1 1/2 story white frame Dutch Colonial house with gambrel roof and concrete foundation. Broad shed dormers front and back. Pent roof across front with hood supported by wood braces piercing center of pent roof over door. Segmental arched French doors on either side of front. 1 story open porch with gable roof on north.

United States Department of the Interior  
National Park Service

National Register of Historic Places  
Inventory—Nomination Form



Central Webster  
Historic District

Continuation sheet

Item number

7

Page 33

150. 319 S. Gore  
Built in 1905

1 1/2 story white frame Queen Anne house with cross gable roof and rubble foundation. 1st story clapboard, 2nd story shingle. 1 story open porch with hip roof across front.

151. 323 S. Gore  
Built in 1923

1 1/2 story frame bungalow with broad gable roof, broad eaves and concrete foundation. Broad gable dormer front and back. Screened porch under roof of south half of front.

152. 331 S. Gore  
Built in 1908

2 1/2 story white frame Queen Anne with broad gable roof, broad eaves and concrete foundation. Half timbering in gables. Gable dormer on front contains Palladian window. 1st story wide clapboard, 2nd story shingles, flaired at story line. 1 story porch with shed roof supported by large columns across front, open on north half screened on south half. Balustraded balcony cut into center of porch roof in front of 2nd story oriel.

153. 339 S. Gore  
Built in 1914

2 story, white stucco, Craftsman house with hip roof and broad eaves supported by wood brackets. Small, flaired hip portico supported by wood posts in front of front door. Shutters surround front door. Wrought iron railing around brick front steps. One story enclosed screen porch with hip roof on south side. Windows are 12 over 1.

154. 345 S. Gore  
Built in 1922

2 story, white stucco house with hip roof, broad eaves and exposed rafters. 2 bays of French doors on front and front door with sidelights, fanlight and broken pediment portico are in north bay of front. Windows are casement. One story sunroom addition with arched French doors and flat roof is on south side.

United States Department of the Interior  
National Park Service

National Register of Historic Places  
Inventory—Nomination Form

Central Webster  
Historic District


Continuation sheet

Item number

7

Page

34



155. 353 S. Gore  
Built in 1915

1 1/2 story, stucco, Craftsman bungalow with broad gable roof and broad eaves. Large gable dormer (5 bays) on front. Large double doors are recessed in center of front. Windows are 4 over 1 and those for 1st floor front room are arranged in 3's. Dark brown wood trim articulates the windows and door and eaves.

156. 359 S. Gore  
Built in 1920

1 1/2 story stucco and timber bungalow with broad, front facing gable roof with broad eaves and large cross gable wall dormer on north and oriel on south. 1 story porch with broad gable roof across front has been enclosed with 2 large picture windows and carved wood door. Weathered wood paneling has been applied to front porch and side dormers and deck projecting on front to create appearance of a swiss chalet. Painted wood crests are at corners on front.

157. 363 S. Gore  
Built in 1912

2 1/2 story Craftsman house with broad gable roof and broad eaves supported by wood brackets under gable. 1st story is shingle, 2nd story is stucco and flaired shingles supported by brackets fill in gable. Windows are in pairs - 4 triangles over 1 pane. Hip roof portico projects in front of front door and side lights on north side of front. Vinyl siding on front.

158. 375 S. Gore  
Built in 1922

2 story, frame, Colonial Revival house with hip roof and broad eaves. Front door in center with leaded sidelights and fanlight under gable roof supported by brackets. One bay on each end is stepped back. South end has French doors. Windows on 1st floor are arranged in threes, those on 2nd floor are in pairs.

159. 20 Gray  
Built in 1920

2 1/2 story, brick, H-shaped, Jacobethan school with a cross gable slate roof with flaired eaves and exposed rafters. There is a criss-cross tapestry pattern to the bricks in the gables.

United States Department of the Interior  
National Park Service


National Register of Historic Places  
Inventory—Nomination Form

Central Webster

Continuation sheet Historic District

Item number 7

Page 35



The double front doors with leaded sidelights and transom are in a 2 1/2 story projection with a gable roof in the center of the front. The center projection is articulated with concrete quoins and a concrete arch and cornice surrounds the center door. Above the door are leaded casement windows and above the windows is a concrete shield. A concrete finial is on the peak of the projection's gable.

160. 30 Gray  
Built in 1909

2 story, frame, American Foursquare house with a hip roof and broad eaves. There is a cross hip projection on the south side and a hip dormer on the front. A 1 story open porch with a hip roof supported by plain columns extends across the front and wraps around the front half of the south side. There are simple cornices above the window frames and the dormers of the house are articulated with pilasters.

161. 40 Gray  
Built in 1911


2 1/2 story stucco and timber Tudor Revival Craftsman house with a gable roof and broad eaves. The front has a gable dormer and a large overhanging cross gable dormer. There is a corner oriel on the second story of the north front supported by a wood brace. A 1 story vestibule with a gable roof projects in front of the front door. There is a 1 story sunroom with a gable roof on the south. Windows are 8 over 1 or casements.

162. 50 Gray  
Built in 1911

2 story Shirtwaist Craftsman house with a gable roof and broad eaves. 2nd story is shingles flaired over the 1st story clapboards. Oriel windows on both sides of 2nd story of front. 1 story porch with broad gable roof in front of center front door. 2 stories of sunrooms across south side with hip roof lower than main gable. 2nd story sunroom is smaller than 1st story sunroom creating a pent roof between them.

United States Department of the Interior  
National Park Service

National Register of Historic Places  
Inventory—Nomination Form



Continuation sheet Central Webster  
Historic District

Item number 7

Page 36

163. 112 Gray  
Built in 1912

2 1/2 story Shirtwaist Craftsman with gable roof and large cross gable dormer on front with broad eaves and half timbers in gables. Clapboards 1st floor, flaired shingles 2nd. 2 stories of sunrooms on south with gable roof lower than main gable. Windows are 8 over 1 or casements. There is a 1 story vestibule with a gable roof projecting in front of center front door.

164. 116 Gray  
Built in 1912

2 1/2 story Tudor Revival house with gable roof with broad eaves supported by large corner brackets and a 2 1/2 story cross gable projection on north end of front. There is a gable dormer on south side of front. 1st story is dark wood shingles in a decorative double pattern and upper stories are stucco with half timbers in decorative designs. Porch across front has been enclosed but remains open in front of door and sidelights on north end of front. There is a half timbered gable above the front door. Windows are 6 over 1.

165. 118 Gray  
Built in 1886


2 1/2 story, frame Queen Anne house with a hip roof and many cross gable projections. Most of house is clapboards but there are 6 rows of flaired shingles between the 1st and 2nd stories and the gables are stucco and half timbers. There are arched windows in the north and south gables. The south half of the front projects under a large gable and the north half of the front has a square screened in porch projecting under a 1 story gable and there is a smaller 2nd story gable containing casement windows above it.

166. 126 Gray  
Built in 1924

2 1/2 story, frame, Colonial Revival house with gable roof and 3 gable dormers on front. Center door with leaded sidelights and fanlight has broken pedimented portico projecting in front of it supported by pairs of thin posts. Windows are 6 over 1 with wood keystones in lintels. Screened porch with room with flat roof above projects on south.

**United States Department of the Interior  
National Park Service**

**National Register of Historic Places  
Inventory—Nomination Form**



Central Webster

Continuation sheet Historic District

Item number 7

Page 37

167. 134 Gray  
Built in 1868

2 1/2 story, frame Italianate house with hip roof and cross gable projections. Flaired eaves are supported by pairs of carved brackets. Tall, 2 over 2 windows have functional shutters. Wide, open porch with broad hip roof supported by fluted Doric Columns wraps around front and sides of 1st story. Floor to ceiling windows on front of 1st story. Double front doors and transom on south side of front.

168. 140 Gray  
Built in 1927

2 1/2 story, stucco, Spanish Colonial house with cross gable roof. Cross gable projection on north side of front has cat slide roof flaring over 1 story screened porch on north with arched screened openings and buttressed corners. Heavy timber lintels over windows. Arched front door is articulated with black tile and is under a smaller cat slide roof on the south side of the north front projection. There is an arched leaded casement window on the south side of the front and there is a 1 1/2 story sunroom projection on the south with a gable roof.

169. 146 Gray  
Built in 1917


1 1/2 story bungalow with broad gable roof and broad eaves. 1st story clapboards, 2nd story half timbers and stucco. Screened porch on south front corner under a 1 story cross gable projection. 1 story oriel in center of south. House was originally stained dark brown. Now it's painted white.

170. 156 Gray  
Built in 1891

2 1/2 story frame Queen Anne house with hip roof and large gable dormers. Hip dormer on front had double windows 20 over 1. Other windows are large 1 over 1. 2 story bay window in south front corner has octagonal roof with small gable dormer. Center front door with sidelights and transom has gabled portico projecting in front. Screened porch with room above with flat roof projects on south, added after tree fell on original porches.

**United States Department of the Interior  
National Park Service**

**National Register of Historic Places  
Inventory—Nomination Form**



Continuation sheet Central Webster  
Historic District

Item number 7

Page 38

171. 220 Gray  
Built in 1926

2 story dark, shingle house with cross hip roof and concrete foundation. Large battered chimney runs up center of front. Front door, sidelights and fanlight have hood mold above supported by large wood brackets. Windows are 6 or 8 over 1.

172. 224 Gray  
Built in 1887

2 1/2 story frame Queen Anne house with hip roof and cross gable dormers on each side. Small hip dormer on front. covered with wide vinyl siding. Replacement windows are 1 over 1. Double front doors and large fanlight on south center of front have large wood hood mold above. Carved wood brackets support eaves and articulate dormer windows.

173. 228 Gray  
Built in 1889

2 1/2 story frame Queen Anne house with hip roof and cross gable over shallow projection on front. Hip dormers on each side. Ornamental, diagonal wood strips in gable and wood brackets support eaves. 1 story open porch across front and wrapping around both sides with plain columns supporting hip roof and connected by railing. Balustraded balcony cut out of center of porch roof. Double front doors and transom in north center bay.

174. 300 Gray - noncontributing  
Built in 1950

1 1/2 story brick colonial ranch house with gable roof and 2 gable dormers on front. Garage attached on north and screened porch on south. Front door and sidelights recessed behind pilasters and cornice in north center bay.


175. 312 Gray  
Built in 1889

2 1/2 story, frame Queen Anne with hip roof and cross gable dormers. Carved wood ornamentation in dormers and carved wood brackets support eaves. Carved window frames, functional shutters, corner boards, frieze below eaves and other ornamental



United States Department of the Interior  
National Park Service

National Register of Historic Places  
Inventory—Nomination Form



Continuation sheet Central Webster  
Historic District

Item number 7

Page 39

mill work is painted dark green. Open porch across front with hip roof supported by plain columns connected by fancy railing and valance. Front door, sidelights and fanlight in north center bay. Rubble foundation.

176. 320 Gray  
Built in 1925

2 story Colonial Revival house with gable roof, concrete foundation and covered with wide vinyl siding. Front door, leaded sidelights and transom in center bay surrounded by pilasters and cornice. Dentils under eaves and cornice. 2 story sunroom projection on south has flat roof and arched French doors on 1st floor.

177. 326 Gray  
Built in 1926

2 story house of large, articulated, pink stones with a dark green tile hip roof and broad eaves. 1 story square portico with green tile hip roof supported by large, square, pink stone posts projects in front of center front door and leaded sidelights. 1 story screened porch with flat balustraded roof projects on south side.

178. 340 Gray  
Built in 1912


2 1/2 story, stucco, Tudor Revival Craftsman house with cross gable roof and broad eaves. Half timbers in gables. Windows are 6 over 1. 1 story stucco portico with gable roof projects in front of front door and sidelights on north side of front.

179. 344 Gray  
Built in 1909

2 1/2 story dark Shingle Style house with gable roof, broad eaves, and shed dormer on north. Pent roof between 2nd and 3rd floor on front. 1 story open porch across front and around south side has hip roof supported by square shingled piers connected by segmental arched valances. Triple windows, 1 over 1, have leaded transoms and 2nd story front ones are oriels. Front door and sidelights on north side of front.

United States Department of the Interior  
National Park Service

National Register of Historic Places  
Inventory—Nomination Form



Continuation sheet Central Webster  
Historic District

Item number 7

Page 40

180. 350 Gray  
Built in 1922

2 story, frame, Colonial Revival house with gable roof. Center front door and sidelights are under a wood pediment supported by pilasters. A 2 story projection is stepped back on the south and a second 2 story projection is stepped back from that. Both have gable roofs and the southern projection is a screened porch on the 1st floor.

181. 364 Gray  
Built in 1893

2 1/2 story, frame, Colonial Revival house with a hip roof and hip dormers each side. Carved wood brackets support the eaves. There is a skylight at the peak of the hip roof. The center front door with leaded sidelights and fanlight has a broken pediment above it supported by fluted Doric pilasters.

182. 370 Gray  
Built in 1923

1 1/2 story, frame, Dutch Colonial house with steep gambrel roof, flaired eaves and broad shed dormer, front and back. There is a shorter, 1 1/2 story, sunroom projection stepped back on the south side and a similar 2nd story sunroom projection over a porte cochere on the north side. The front door and fanlight project in a 1 story vestibule with a gable roof.

183. 376 Gray  
Built in 1925


2 story, Colonial Revival house with hip roof and broad eaves supported by pairs of large wood brackets. Wide clapboards. Center front door with leaded sidelights and fanlight has flat portico projecting in front of it supported by 3 plain Doric columns on each corner. 1 story open porch with flat roof on south front corner has been enclosed with clapboards and casement windows between the original plain Doric columns.

184. 5 E. Jackson  
Built in 1910

1 1/2 story, dark stained, frame, Dutch Colonial bungalow with a gambrel roof and dark stained shingles in the gambrel end. There is a large gable dormer in the center of the front roof and

United States Department of the Interior  
National Park Service

National Register of Historic Places  
Inventory—Nomination Form



Continuation sheet Central Webster  
Historic District

Item number 7

Page 41

a shed dormer on either side of it. An open porch across the front has a shed roof supported by 4 square posts. The original porch floor has been removed so that the posts stand on a concrete slab. The front has been veneered with brick. The front door and sidelights are on the east end of the front. Windows are 8 over 1.

185. 9 E. Jackson  
Built in 1909

1 1/2 story, dark shingle, bungalow with a broad gable roof with broad eaves and exposed rafters. There is a shed dormer on the front roof. The porch across the front is enclosed waist high and its shed roof is supported by wood posts. Windows are 6 or 18 over 1 and there are casement windows on the sides.

186. 15 E. Jackson  
Built in 1909

1 1/2 story, dark shingle, Craftsman bungalow with a broad gable roof, broad eaves and exposed rafters. There is an open porch across the center and east of the front with a shed roof and a broad projecting gable in the center with large wood brackets and projecting purlins. The porch roof is supported by tapered shingle posts on top of brick piers. The Craftsman windows have many diamond shaped panes over one. The front door and casement sidelights are recessed in the center of the front.

187. 21 E. Jackson  
Built in 1909


1 1/2 story frame bungalow with a broad gable roof, broad eaves and a broad shed dormer in the center of the front. White clapboards on 1st floor, dark shingles in gables. There is an open porch across the front under the eaves of the main gable supported by four plain columns. The front door is in the center between 2 large windows, 12 over 1.

188. 33 E. Jackson  
Built in 1922

1 story, white stucco, L-shaped house with cross gable roof, gables hipped at each peak. Tall casement windows. Front door and side casement windows have a slim hood mold and cornice above them. Garage is on basement level (house sits on a hill) under stepped back projection on the west.

United States Department of the Interior  
National Park Service

National Register of Historic Places  
Inventory—Nomination Form



Continuation sheet Central Webster  
Historic District

Item number 7

Page 42

189. 19 W. Jackson  
Built in 1923

1 story, dark shingle bungalow with a gable roof and a small wide dormer on the front. There is an open front porch across the front with a shed roof supported by wrought iron posts. There is a projection on the back with a lower cross gable roof. Windows are 4 over 1, often in pairs.

190. 35 W. Jackson  
Built in 1915

1 1/2 story, stucco, Craftsman bungalow with broad gable roof, broad eaves and exposed rafters. There is a 1 story bay window with a shed roof on the west side of the front and front windows are 12 over 1. A gable portico supported by tapered wood posts projects in front of the front door. There is a 2 story cross gable projection on the east side.

191. 119 W. Jackson  
Built in 1923

2 story, frame, vernacular house with gable roof. A lower 2 story projection is stepped back on the east side. The front door is on the east center of the front with a pediment above it supported by pilasters.

192. 123 W. Jackson  
Built in 1915


1 1/2 story, shingle bungalow with broad gable roof and broad eaves. There is a broad gable dormer on the front with glass on all sides. A screened porch across the front is recessed under the eaves of the main gable and above the waist high shingle piers, pairs of tapered wood posts support the porch roof. There is a one story bay window on the east side.

193. 12 S. Maple  
Built in 1893

2 story frame, Victorian vernacular house with cross gable roof, concrete block foundation. Yellow asbestos siding, 1 story front vestibule with saltbox gable roof, arched door and small arched window.

United States Department of the Interior  
National Park Service

National Register of Historic Places  
Inventory—Nomination Form



Continuation sheet Central Webster  
Historic District

Item number 7

Page 43

194. 16 S. Maple  
Built in 1892

2 story frame, Victorian vernacular house with cross gable roof and concrete block foundation, blue vinyl siding, T-shaped floor plan, front door with stained glass transom on south side. 1 story porch on south side has decorative spindle railing and bargeboards.

195. 20 S. Maple  
Built in 1921

2 1/2 story, square, frame bungalow with front facing gable roof and broad eaves. Wide clapboards, concrete foundation, 1 story open porch across front with front facing gable roof. 1 story shed roof addition across back.

196. 24 S. Maple  
Built in 1904

2 1/2 story white frame, Queen Anne with flaired hip roof and rubble foundation, cross gables north and south, hip dormers back and front, 2 story bay window on south side under cross gable, 2 story bay window on south front. 1 story porch across front and around south, fish scale shingles on 2nd story flaired at base of 2nd story.

197. 28 S. Maple  
Built in 1905


2 1/2 story white frame Queen Anne with flaired hip roof, hip dormers front, back and south, rubble foundation, 2 story bay window on south front, 1 story porch across front supported by Doric columns with pediment in center.

198. 32 S. Maple  
Built in 1905

2 1/2 story brick Queen Anne with flaired hip roof, hip dormers front, back and north, 2 story bay window on south under flaired octagonal roof, rubble foundation, arched lintels over windows and doors, 1 story open porch across front.

United States Department of the Interior  
National Park Service

National Register of Historic Places  
Inventory—Nomination Form



Continuation sheet Central Webster Historic District Item number 7 Page 44

199. 34 S. Maple  
Built in 1919

1 1/2 story, gray stucco bungalow with broad gable roof, broad eaves, exposed rafters, 1 story porch across front with front facing cross gable roof.

200. 40 S. Maple  
Built in 1919

1 1/2 story, tan stucco bungalow with broad front facing gable roof and exposed rafters. 1 story porch across front with broad front facing gable roof. Gable dormer on south.

201. 130 S. Maple  
Built in 1888

2 1/2 story white frame Victorian vernacular house with hip roof gabled on south end. 2 1/2 story projection with cross gable roof on north center of front with octagonal 1st floor and segmented arched window on 2nd floor, front door with 1 story, flat roof portico in south center of front. 1 story gable addition on south side and 1 story shed addition on back.

202. 134 S. Maple - Noncontributing  
Built in 1957

1 1/2 story split level ranch house with broad hip roof on south and broad gable on north, 1st story faced with brick, 2nd story faced with wide white clapboards.

203. 142 S. Maple  
Built in 1927


2 story shingle house with gable roof, concrete foundation, broken pedimented portico over front door and fanlight in center of front. 1 story screened porch with flat roof on south side, 2 story shed roof addition on rear.

204. 144 S. Maple  
Built in 1928

2 1/2 story shingle house with hip roof, broad hip dormer in center of front. 1 story portico with flat roof and wrought iron

United States Department of the Interior  
National Park Service

National Register of Historic Places  
Inventory—Nomination Form



Continuation sheet Central Webster  
Historic District

Item number 7

Page 45

balustrade supported by Doric columns in front of front door with sidelights and fanlight in center of front. 1 story garage with hip roof attached on north side.

205. 146 S. Maple  
Built in 1929

2 story white frame house with gable roof and concrete foundation. Hooded portico supported by Corinthian columns in front of front door with sidelights and fanlight in center of front. 1 story addition with flat roof on south side.

206. 150 S. Maple  
Built in 1920

1 1/2 story white stucco bungalow with front facing gable roof and broad eaves with exposed rafters. 1 story enclosed porch with broad gable roof on south half of front of house.

207. 154 S. Maple  
Built in 1924

1 1/2 story white frame bungalow with broad gable roof and concrete foundation. Screened front porch with cross gable roof across front.

208. 164 S. Maple  
Built in 1886


2 1/2 story white frame Queen Anne with hip roof and many cross gable projections. Eaves of bays and gables and oriels and dormers supported by fancy carved Eastlake brackets. Hipped portico over front door on north side of front. 2 story bay window on north. 2nd story oriel on front. 2 story sunroom addition with shed roof on south.

209. 13 S. Maple  
Built in 1902

2 1/2 story, square white frame house with hip roof and broad eaves and hip dormers front and back, rubble foundation, 1 story porch across front, 2 stories of sunrooms across back with hip roof.

**United States Department of the Interior  
National Park Service**

**National Register of Historic Places  
Inventory—Nomination Form**



Continuation sheet Central Webster  
Historic District

Item number 7

Page 46

210. 17 S. Maple  
Built in 1904

2 1/2 story, square, white frame house, with hip roof, broad eaves, hip dormer front and back, rubble foundation, 1 story porch across front screened on south side, 1 story shed roof addition on back.

211. 21 S. Maple  
Built in 1904

2 1/2 story, L-shaped Victorian vernacular frame house with steep gable roof cross hip on back. Covered with mustard asbestos shingles, rubble foundation, 1 story screened porch with hip roof filling angle on north and projecting on north half of front, 2 story shed addition on back.

212. 25 S. Maple  
Built in 1902

2 1/2 story white frame Victorian vernacular house with steep gable roof cross hip on back, L-shaped, white vinyl siding, rubble foundation, shed garage attached on south.

213. 29 S. Maple  
Built in 1898

1 1/2 story gray shingle cottage with broad cross gable roof and rubble foundation. Hip dormer south front, eaves of front extend over open porch on front south, 2 story octagonal projection under gable on north front.


214. 33 S. Maple  
Built in 1901

2 1/2 story white frame Victorian vernacular with pent front facing gable roof and rubble foundation, 1 story open porch with flat roof across front, supported by wrought iron and with wrought iron balcony railing around porch roof.



United States Department of the Interior  
National Park Service

National Register of Historic Places  
Inventory—Nomination Form



Continuation sheet Central Webster  
Historic District

Item number 7

Page 47

215. 37 S. Maple  
Built in 1911 (East Part)  
Built in 1929 (West Part)

The older, east half of the Monday Club is a one story white stucco hall with a low gable roof. The gable faces east and a vestibule with a flat roof projects to the east with stairs leading up to double doors. Stucco buttresses run up the north and south walls between the double hung windows and pierce the roof line.

The newer, art-deco addition on the west is 1 1/2 stories, white stucco, and has a cross gable roof. The centers of the gables project like walldormers and contain short casement windows above which are dark stained clapboards. The south gable overhangs on the second floor and its bottom is articulated with scalloped brickwork. A large segmented arched door on the south side is recessed and articulated with decorative brickwork. Casement windows on the west side of the first floor wrap around the corners.

216. 103 S. Maple  
Built in 1935

2 story, gray asbestos shingle house with front facing gable roofs of varying pitches. Concrete foundation, broad brick chimney up center of front, 1 story projection on south front and south with gable roof flaired on south containing front door.

217. 107 S. Maple  
Built in 1936

1 1/2 story white frame Cape Cod with gable roof, 2 gable dormers front and back, concrete foundation, small pedimented portico in front of center front door.

218. 117 S. Maple  
Built in 1928

2 1/2 story natural shingle house with gable roof and concrete foundation. 2 story gable projection on north. 1 story gable vestibule in center of front containing Palladian front door.

United States Department of the Interior  
National Park Service

**National Register of Historic Places  
Inventory—Nomination Form**

Central Webster  
Historic District


Continuation sheet

Item number

7

Page

48



219. 121 S. Maple  
Built in 1950


1 1/2 story white frame Cape cod with broad gable roof, concrete foundation, 1 story addition across back with shed roof. Front door deeply recessed into north center of front, 1 story screened porch with gable roof on south side.

220. 131 S. Maple  
Built in 1908

2 1/2 story, large, dark shingle, Queen Anne, with gambrel roof and concrete foundation. 2 story circular tower with conical roof at north front corner, octagonal dormer in center of front roof with shed dormers on either side, 1 story enclosed front porch across front, 2 1/2 story gable projection on south side, half timbering and rubble concrete on dormers and front porch. Green terra cotta designs on each side of 2 large brick chimneys.

United States Department of the Interior  
National Park Service

National Register of Historic Places  
Inventory—Nomination Form



Continuation sheet Central Webster  
Historic District

Item number 7

Page 49

221. 137 S. Maple  
Built in 1924

2 1/2 story gray stucco English Cottage with steep slate gable roof and slate covering 2nd story which overhangs the 1st, leaded casement windows, 2 1/2 story gable projection on south and north, 2 small hip dormers on front, front door recessed under overhang on south of front.

222. 143 S. Maple  
Built in 1885

2 1/2 story, white frame Queen Anne house with hip roof and cross gable projections on each side, rubble foundation, 1 story hip roof porch across original front and around south side with decorated pediment in center. 1 1/2 story gable addition on north side.

223. 145 S. Maple  
Built in 1935

2 story white shingle house with gable roof and concrete foundation. 1 story gable addition on north.

224. 149 S. Maple - Noncontributing  
Built in 1950

1 story brick ranch with broad gable roof and concrete foundation. Cross gable projection on north end of front. Pedimented portico over front door in center of front.

225. 157 S. Maple  
Built in 1936


2 story frame house with gable roof and concrete foundation. Broken pediment over front door with sidelights and fanlight in center of front. 1 story bay window on north. 1 story shed roof addition across back.

226. 165 S. Maple  
Built in 1884

2 1/2 story blue frame Queen Anne house with flat hip roof and cross gable projections on each side. 2 story bay window with octagonal roof on south half of front. North front corner cut diagonally under bracketed projecting eaves. 1 story open

**United States Department of the Interior  
National Park Service**

**National Register of Historic Places  
Inventory—Nomination Form**



Continuation sheet    Central Webster    Historic District    Item number    7    Page    50

porch with hip roof on north side of front. Fish scale shingles and stick designs in gables. Hip roofed portico in front of door on south side. Squared rubble foundation.

227. 209 S. Maple  
Built in 1927

2 1/2 story white frame colonial with gable roof and concrete foundation. Broken pedimented portico over center front door with sidelights and fanlight. 1 story addition on south with flat roof.

228. 213 S. Maple  
Built in 1902

2 1/2 story green frame Queen Anne house with steep cross gable roof, gable dormers and rubble foundation. Pent roofs across some gables. Wrought iron porch and balcony across the gable projection on the north side of the front.

229. 221 S. Maple - Noncontributing  
Built in 1940

1 1/2 story brick house with cross gable roof and concrete foundation. 1 1/2 story and 1 story gables project in center of front.

230. 227 S. Maple  
Built in 1908


Large 2 1/2 story dark Shingle Style house with cross gambrel roof, concrete foundation. Shed dormers, most windows 8 over 1, but several casement oriels on 1st floor. Front door in center with large, many paned sidelights and transom. Hipped portico projects in front supported by triple Ionic columns and Ionic pilaster. 1 story hip roof addition on south.

231. 301 S. Maple  
Built in 1907

2 1/2 story brick Queen Anne with steep gable roof and concrete foundation. Wood shingle gable overhangs 2nd story supported by carved wood brackets. 1 story open porch with hip roof across front and around front half of north side with carved brackets under its eaves. 2 stories of porches on back, open on 1st floor, sunporch with shed roof on 2nd floor.

United States Department of the Interior  
National Park Service

National Register of Historic Places  
Inventory—Nomination Form



Continuation sheet Central Webster  
Historic District

Item number 7

Page 51

232. 311 S. Maple  
Built in 1923

1 1/2 story stucco bungalow with broad gable roof. Gable dormers front and back. Open shed roof porch across front.

233. 315 S. Maple  
Built in 1927

1 1/2 story brick house with gable roof and rubble foundation. 2 gable wall dormers on front. 1 story brick, gabled vestibule projects on south side of front containing arched front door. Stone chimney runs up center of front. 1 story hip roofed addition on south and across back.

234. 325 S. Maple  
Built in 1925

1 1/2 story brick bungalow with broad gable roof and concrete foundation. Shed dormer front and back. Hood portico supported by large wood brackets over front door with sidelights and fanlight.

235. 329 S. Maple  
Built in 1925


1 1/2 story brick house with broad gable roof and concrete foundation. 2 hipped dormers front and back. 1 story gabled brick portico over front door with sidelights and fanlight.

236. 341 S. Maple  
Built in 1909

1 1/2 story gray Queen Anne cottage with broad flaired gable roof and squared rubble foundation. Wide clapboards on 1st floor, shingles in gables and dormers. 2 gable dormers with shed dormer between on front and large cross gable on back. Broad eaves with exposed rafters. Two 1-story bay windows on front with front door and sidelights and transom between. Open porch under flaired eaves across front with stone foundation and stone posts.

United States Department of the Interior  
National Park Service

National Register of Historic Places  
Inventory—Nomination Form



Continuation sheet Central Webster Historic District Item number 7 Page 52

237. 351 S. Maple  
Built in 1911

1 1/2 story stucco bungalow with gable roof and broad eaves supported by unusual carved brackets. Stucco parapet dormer on front. Open stucco porch across front with broad segmented arched openings.

238. 361 S. Maple  
Built in 1926

2 1/2 story stucco, half timbered Tudor Revival cottage with steep cross gable roof, flaired salt box on south side. 1 story stucco gable projection on north of front over arched front door.

239. 365 S. Maple  
Built in 1893

1 1/2 story large white frame French Colonial house with broad, steep hip roof extending over open porch around all sides. Squared rubble foundation. Basement extends under porch. Large hip dormers on north and south. hip dormers on front with large gable dormer in center. Small hip dormers above on 3rd story, all sides. 4 tall chimneys.

240. 369 S. Maple  
Built in 1925


2 story frame house with gable roof and concrete foundation. Pent roof above 1st story on front. Small gabled vestibule projects on south side of front with front door and small window under catslide roof.

241. 375 S. Maple  
Built in 1925

2 story frame house with gable roof and concrete foundation. Pedimented portico in front of center front door. 1 story hip roof addition on south side.

United States Department of the Interior  
National Park Service

National Register of Historic Places  
Inventory—Nomination Form



Continuation sheet Central Webster Historic District Item number 7 Page 53

242. 3 Oak Terrace  
Built in 1917

1 1/2 story stucco Spanish house with broad gable roof with broad eaves. Eaves extend farther on front than on back. Large shed dormer on front with 2 windows. Glass double front doors and fanlight project like a large octagonal 1 story bay window and have double windows on either side of bay. 1 story sunroom with hip roof projects on east side with pergola over patios on front and back. 2nd story enclosed porch supported by wrought iron posts on west.

243. 9 Oak Terrace  
Built in 1911

1 1/2 story bungalow with broad gable roof with broad flaired eaves. Shed dormers both sides. 1st story stucco. 2nd story in gable is shingles. 1 story sunroom with hip roof and casement windows projects on west 2/3rds of front. Open deck in front of front door and sidelights on east 1/3rd of front. Shed roof above door supported by brackets.

244. 15 Oak Terrace  
Built in 1912

Large 1 1/2 story, Shingle style bungalow with broad, steep, flaired gable roof. Shed dormers, front and back with huge casements windows. Sunroom across the western 2/3rds of the front has huge casement windows. Front door and sidelights are recessed on eastern 1/3rd of front. 4 large stone piers support the eaves of the roof on the front. Large stone chimney on east.

245. 17 Oak Terrace  
Built in 1919


2 story, stucco, Craftsman house with gable roof and broad eaves. All windows are 4 vertical panes over 1. 1 story sunroom addition with flat roof projects from east side of front. Center front door has hip roof portico supported by tapered stucco piers.

246. 25 Oak Terrace  
Built in 1909

2 story, dark stained shingle American Foursquare with a gable roof and broad eaves. 2nd story shingles flair over 1st

United States Department of the Interior  
National Park Service

National Register of Historic Places  
Inventory—Nomination Form



Central Webster

Continuation sheet Historic District

Item number 7

Page 54

story shingles and wood cornice frieze above 2nd story. Center front door surrounded by pilasters and cornice. 1 story sunroom addition with shed roof on east side.

247. 27 Oak Terrace  
Built in 1910

1 1/2 story bungalow stained dark green with gable roof and broad eaves supported by brackets. Gable dormers each side. Eaves of roof become a shed roof extension over a screened porch on the west with green shingles waist high. Door in center of front has a tapered wood door frame and a hip portico supported by wrought iron posts. Triple windows on first floor have small shed roofs. The door knocker on the front door is wrought iron and the striker is the head of a boy which strikes the head of a girl as if kissing.

248. 31 Oak Terrace  
Built in 1912

2 1/2 story gray Shingle Style house with cross hip gable roof. 1st story is squared rubble. East side of front has curved 2 story bay window under projecting gable. West side of front gable extends in catslide over front door on south and large arched window on west side. Eyebrow dormer on west front roof.

249. 45 Oak Terrace  
Built in 1922

1 1/2 story red stone bungalow with gable cross hip roof and 1 story hip projection on west and back. Small cross gable dormer on front with eyebrow light. Pedimented portico supported by plain columns and pilasters over center front door and fanlight. 8 over 8 windows articulated with yellow stone.


250. 4 Oak Terrace  
Built in 1912

1 1/2 story frame Craftsman house with a gable roof with broad eaves supported by large brackets and exposed rafters. 2 large adjoining gable dormers on front. Open porch across front with tapered brick piers supporting the shed roof. Windows are many small panes over 1.



United States Department of the Interior  
National Park Service

National Register of Historic Places  
Inventory—Nomination Form



Central Webster

Continuation sheet Historic District

Item number 7

Page 55

251. 12 Oak Terrace  
Built in 1915

1 1/2 story stucco bungalow with broad gable roof. Broad gable dormer on front. Half timbers in gables. Eaves of roof extend over porch across front supported by stucco piers. 1st story of front has been veneered with brick and large picture window with shutters is on east 1/2 of front. Front door, side lights and shutters on west half.

252. 24 Oak Terrace  
Built in 1915

1 1/2 story, dark shingle bungalow with gable roof. Broad shed dormer across front. Center front door has square portico in front with hip roof supported by pairs of wood posts. Windows are 4 vertical panes over 1. 1 story shed roof projection across back.

253. 32 Oak Terrace  
Built in 1915

2 1/2 story, white stucco, Spanish Colonial house with a red tile gable roof with a shed dormer on the front. double doors in center of front are all glass; many small panes, with sidelights set in a segmented arched wood frame. 1 story bay window with flat roof and flaired cornice on east side of front. Lower 2 story addition with hip roof, casement windows and tall stucco chimney on east side.

254. 34 Oak Terrace  
Built in 1910


Large 1 1/2 story, painted shingle bungalow with broad gable roof with broad eaves and exposed rafters. Shed dormer front and back with skylight on front one. Bay window projects to edge of roof on east side of front and front porch is cut out under west 2/3rds of front roof. Windows are many small panes over 1 large pane.

255. 44 Oak Terrace  
Built in 1922

1 1/2 story, stucco bungalow with a gable roof with broad eaves and a large gable dormer on the west side. There is an oriel window with a shed roof on both sides of the house. There

**United States Department of the Interior  
National Park Service**

**National Register of Historic Places  
Inventory—Nomination Form**



Continuation sheet Central Webster  
Historic District

Item number 7

Page 56

is a porch across most of the front with heavy, tapered stucco piers supporting the broad gable roof. There are triple windows in the gable on the front.

256. 17 Plant  
Built in 1924

1 1/2 story white frame vernacular house with gable roof. Gable dormer each side. Small porch with gable roof in front of center front door. Windows are 3 vertical panes over 1. Screened porch with shed roof across back.

257. 1 Plant Court  
Built in 1933

1 1/2 story white frame bungalow with gable roof and casement windows. Large gable dormer on south. 1 story sunroom projection across front with hip roof and casement windows. Small screened porch with shed roof projects on south front corner.

258. 2 Plant Court  
Built in 1933


1 1/2 story, stucco, Tudor Revival house with gable roof and leaded windows. Large tapered stucco chimney up center of front. Front door projects in a stucco vestibule with steep gable roof. 2 story addition with shed roof and dark vinyl siding has been added to north side.

259. 21 Plant  
Built in 1923

1 1/2 story brick house with gable roof. 2 small gable dormers on front. Center front door has gable portico projecting in front with a fanlight in its gable supported by square wood posts. Triple windows on each side of door. South side has brick bay window with gable roof, wood oriel, and sunroom projection with shed roof and arched door.

**United States Department of the Interior  
National Park Service**

**National Register of Historic Places  
Inventory—Nomination Form**



Central Webster  
Historic District

Continuation sheet

Item number

7

Page 57

260. 23 Plant  
Built in 1928

2 story, stucco, Tudor Revival house with gable roof supported by wood brackets. Steep gable wall dormer with half timbers projects on north side of front. Pent roof across 1st story of front. Windows are 3 vertical panes over 1.

261. 25 Plant  
Built in 1933

2 story, gray shingle house with gable roof. Center front door has broken pediment portico supported by wood posts projecting in front. Windows are 8 over 1.

262. 29 Plant  
Built in 1883

2 1/2 story, white frame Victorian house faces Lockwood Avenue to the north. Roof is hip on front, 2 gables on back. Cross gable dormer on west of old front. Windows are 2 over 2 or 1 over 1 with functional shutters. 1 story porch with flat balustraded roof projects in front of double front door on north side. 2 stories of open porches with low hip roof supported by square wood posts on south which is old rear.

263. 33 Plant  
Built in 1927


2 story, stucco Tudor Revival house with gable roof. Steep gabled vestibule projects on front containing front door and small leaded window above. Half timbers in vestibule and on 2nd floor. French doors on south front. Casement windows on north front. 1 story projection with casement windows and flat balustraded roof on north side.

264. 35 Plant  
Built in 1927

2 story house with gable roof and vinyl siding. Front door, sidelights and shamrock carved in wooden fan above door have gable portico supported by plain columns projecting in front on north end of front. 2 stories, 1 bay, stepped back on south side. 1 story projection with balustraded roof on north.

United States Department of the Interior  
National Park Service

National Register of Historic Places  
Inventory—Nomination Form



Continuation sheet Central Webster Historic District Item number 7 Page 58

265. 41 Plant  
Built in 1908

2 1/2 story, Shingle Style house with broad gable roof. Pent roof across front above 2nd story with broad wood frieze below it. Wide open porch with hip roof across front and around south side supported by large plain columns. Windows are 4 vertical panes over 1.

266. 109 Plant  
Built in 1906

2 1/2 story, white frame Colonial Revival house with gable roof. Pent roof across the gable ends creates a pediment. Pent roofs and eaves are supported by large dentils. 2 hooded dormers on front roof. Center front door and sidelights are sheltered by a balustraded portico supported by large plain columns and pilasters. 8 over 8 windows have functional shutters.

267. 117 Plant  
Built in 1899

2 1/2 story frame Queen Anne house with a cross hip roof and a hip dormer on the front and north. Broad eaves have a broad, plain frieze below them. Windows are in pairs with narrow cornice above. Windows have been replaced with raw aluminum, 1 over 1, and have functional shutters. Front door on north end has hip roof portico in front supported by wrought iron posts. 1 1/2 story octagonal projection on north with octagonal roof.


268. 121 Plant  
Built in 1906

2 1/2 story, frame Colonial Revival house with hip roof. Tall chimney on each end. Hip dormers each side. Front dormer has casement windows with diamond panes. Carved wood brackets support broad eaves. There is a frieze below eaves and pilasters at each corner. There is an oriel window in center of 2nd floor with a Palladian window in center with small leaded panes. Windows are large, 1 over 1. Open porch across front with shed roof supported by pairs of large, plain columns with egg and dart motif around top edge. Porch railing has turned spindles and fancy curved top rail. Center front door is dark with sidelights and transom. 2 story bay window on south. 2nd story oriel window on north. Squared rubble foundation.

United States Department of the Interior  
National Park Service

National Register of Historic Places  
Inventory—Nomination Form

Central Webster  
Historic District



Continuation sheet

Item number

7

Page

59

269. 131 Plant

Built in 1927

1 1/2 story, Shingle Style cottage with broad, steep cross gable roof. South side of front projects under cross gable containing 1 story bay window with hip roof and segmental arched door recessed into segmental arched opening. Windows, 8 over 8, in pairs or triple. 1 story projection with hip roof on north. Eaves of front gable extend down over screened porch projection on south with segmental arched openings for screens.

270. 137 Plant

Built in 1887

2 1/2 story, frame Queen Anne with a broad gable roof. This house resembles an Eastern shingle Style house but it is covered with white steel siding. Windows are 18 over 2. There is an open porch across the front with a hip roof supported by large, plain columns and it has dentils under its eaves. The north half of the front is cut out - recessed under an overhang made by the 3rd story. The overhang is supported by exposed rafters. There is a 1 story, round bay window with a conical roof on the north front corner of the house. It is sided with vertical boards and battens and has large curved windows, 24 over 2. 2 shed dormers on the north contain fanlights. There is a hip dormer on the south with double windows.

271. 151 Plant - Noncontributing

Built in 1968

2 story vernacular house with gable roof. 1st story brick with arched lintels over windows and door. 2nd story is frame and overhangs 1st story supported by brackets.


272. 159 Plant - Noncontributing

Built in 1968

2 story vernacular house with gable roof. 1st story brick 2nd story frame. Square portico in front of center front door with flat roof and wrought iron balustrade supported by 2 plain columns.

**United States Department of the Interior  
National Park Service**

**National Register of Historic Places  
Inventory—Nomination Form**



Central Webster  
Historic District

Continuation sheet

Item number

7

Page

60

273. 165 Plant - Noncontributing  
Built in 1969

2 story vernacular house with gable roof. Brick 1st floor, frame 2nd floor. Shed roof portico in front of center front door supported by square wood posts.

274. 17 East Swon  
Built in 1919

2 story, frame Prairie Style house with low hip roof and broad eaves accentuating the horizontal. 1 story open porch on west part of front and wrapping around west side has very low, broad hip roof supported by large tapered wood posts. West front corner of house is stepped back twice. Windows are in pairs or ribbons 4 over 1. Front door had 3 vertical panes of beveled glass. 1 1/2 story bay window in center of front has window box across top.

275. 115 East Swon  
Built in 1928

2 1/2 story, stucco, Tudor Revival house with steep gable, cat slide roof. Brick chimney up center of front. Arched front door in 1 story vestibule with broken pedimented gable roof. Cat slide on east and pent roof on front extend over sunroom on east. 2nd story oriel window on west side.

276. 119 East Swon  
Built in 1904


2 1/2 story, frame, American Foursquare with hip roof and large hip dormer on front and west. Small square portico in front of front door with flat roof and cornice supported by columns. 2 story addition on east with low hip roof. 2 story bay window behind it. Rubble foundation.

277. 121 East Swon  
Built in 1904

2 1/2 story, frame, American Foursquare with hip roof and large hip dormer on front and west. Open porch across front with shed roof supported by plain columns. 2 story bay window on east. Rubble foundation.

**United States Department of the Interior  
National Park Service**

**National Register of Historic Places  
Inventory—Nomination Form**



Continuation sheet Central Webster Historic District Item number 7 Page 61

---

278. 18 East Swon  
Built in 1919

2 story Tudor Revival house with a gable roof. Brick 1st floor, stucco 2nd floor with brick articulating corners and window sills. Front roof has 2 gable wall dormers. Front door has sidelights and there are French doors on front. Windows are casement and ones on sides have segmental arched lintels. Roof flairs lower in back.

279. 28 East Swon  
Built in 1927

2 story frame Colonial Revival house with gable roof. Center front door with sidelights and fanlight has broken pedimented portico supported by slender columns. 1 story screened porch with flat roof on west side. Has old 1 1/2 story barn in back, previously belonged to 34 East Swon.

280. 34 East Swon  
Built in 1891


2 1/2 story Queen Anne house with hip roof. 2 gable dormers on east, hip dormer on north and south. Covered with vinyl siding. 2 story octagonal bay window on northeast corner. Open porch across east has been removed but roof remains supported by plain columns on top of brick piers. One column is under the center of a pediment. Door has been removed. 2 doors on north have transoms, 1 has sidelights. Arched and oval windows on north side. There is a stone wall along sidewalk on Swon Avenue (North property line).

281. 17 West Swon  
Built in 1908

1 1/2 story, frame Dutch Colonial house with front facing gambrel roof. Large gable dormers on east and west. Open porch across front and around west side with hip roof supported by plain columns. Small casement oriel window on east side. Gambrels and gables sided with asbestos. One story addition on west side behind porch.

United States Department of the Interior  
National Park Service

National Register of Historic Places  
Inventory—Nomination Form



Continuation sheet Central Webster Historic District Item number 7 Page 62

282. 21 West Swon  
Built in 1908

1 1/2 story, frame, Dutch Colonial house with front facing gambrel roof. Large gable dormers on east and west. Gambrels and gables sided with painted shingles. Open porch across front and around west side with hip roof supported by plain columns.

283. 101 West Swon  
Built in 1909

2 story, stucco and timber Tudor Revival house with gable roof with broad eaves. Center front door has flat roof above it supported by large wood brackets. Windows are 8 or 6 over 1, in pairs or triple. Oriel window on east 1st floor. 1 story sunroom on west with low hip roof and jalousie windows. Large timber roof over patio on west makes a 2nd story balcony.

284. 125 West Swon  
Built in 1909

Large 1 1/2 story, Shingle Style house with flaired gambrel roof. Gambrel ends overhang 1st story. Large cross gable wall dormer in center of front with door onto balcony and pediment above. Shed dormers on both sides of gable dormer. Center front door, sidelights and transom have large portico in front with flat roof and balustrade supported by pairs of plain columns. 1 story bay window on east side of front under eaves. Windows are 9 or 18 over 1. 2 story, red, board and batten barn in back with cross gable roof.

285. 127 West Swon  
Built in 1909

2 story, shirtwaist Craftsman house with broad gable roof, broad eaves and exposed rafters. Gable has finial at peak. Clapboards on 1st floor and shingles flaired on 2nd floor are painted gray. Front door and sidelights have broad gable roof supported by wood braces and brackets. Screened porch under west front corner has canvas awning. There is a Palladian window above the front door but its fanlight is wood. 1 story octagonal bay window on west side with hip roof.



United States Department of the Interior  
National Park Service

National Register of Historic Places  
Inventory—Nomination Form

Central Webster  
Historic District

Continuation sheet

Item number 7

Page 63

286. 22 West Swon  
Built in 1913

2 story, stucco Craftsman house with hip roof and broad eaves supported by wood brackets. Concrete string course below brackets. Windows are in pairs, 9 over 1. Front door and leaded sidelights have large flat roof above supported by massive carved brackets and also by wrought iron chains from the mouths of lion heads. Large hood dormers with segmental arched casement windows and parapets on east and west. 1 story projection on east side with low hip roof - screened porch and sunroom.

287. 26 West Swon  
Built in 1921

1 1/2 story brick bungalow with gable roof and broad shed dormer on front. Porch across front with front eaves supported by brick piers. Windows are 6 over 1. Wood oriel window with shed roof on west side.

288. 30 West Swon  
Built in 1922


2 story frame Craftsman house with gable roof and broad eaves supported by wood brackets. Front door and double verticle sidelights have broad gable roof supported by large wood brackets. Windows, 12 over 1, in pairs or triple.

289. 104 West Swon  
Built in 1897

2 1/2 story, frame, Queen Anne house with hip roof and rubble foundation. Carved brackets under eaves. Octagonal tower with octagonal roof on front west corner and east side. 1 story open porch with hip roof supported by plain pillars across front and around east side. Windows are 1 over 1. Front door has oval beveled glass. Wide board fence around property line.

290. 120 West Swon  
Built in 1897

2 1/2 story, frame, Queen Anne house with a flaired hip roof with broad eaves and a cross gable projection on the east side. Large flaired hip dormer on front and west. 2nd story has fish scale shingles. Windows are large 1 over 1. 1 story hexagonal bay window on front west corner. 1 story open porch across



**United States Department of the Interior  
National Park Service**


**National Register of Historic Places  
Inventory—Nomination Form**

Central Webster

Continuation sheet Historic District

Item number 7

Page 64



front and around east side with broad hip roof supported by plain columns connected by railings. The east side of the porch is enclosed with large windows with many panes.

291. 130 West Swon  
Built in 1897

2 1/2 story, frame, Queen Anne house with a cross gable roof with broad eaves supported by brackets and exposed rafters. 1st story clapboards, 2nd story fish scale shingles, 3rd story timbers and stucco. Large cross gable on east over octagonal bay window with rectangular oriel above. Small dormer on east also. Front has a lower gable projecting on its east side and a 2nd story oriel on the west with a shed roof. 1st story rectangular bay window on front west corner. Porch has been removed but there is a shed porch roof across the front supported by large square posts.

292. 140 West Swon  
Built in 1897

2 1/2 story, frame, Queen Anne house with a hip roof and a cross gable over a projection on the east side and a 2 story oriel on the west side. Gable dormer on front has stick ornamentation. Clapboards 1st floor, fish scale shingles 2nd floor and on oriel. Frieze under eaves and carved brackets at corners and under dormer. Ornamental wood braces support corners of projection above 1st floor on east. Open porch across front and around west side has hip roof supported by wood posts. Octagonal bay window on 1st floor west front corner. Open wood deck behind porch on west side.

293. 116 Valley Road  
Built in 1889

2 1/2 story, frame Queen Anne house with cross gable hip roof and rubble foundation. Large gable dormer in center of front roof has 3 casement windows, fish scale shingles and curved brackets at corners. 1 1/2 story, monumental open portico with flat roof and wrought iron balustrade supported by grooved wood posts and pilasters projects in front of front door with pilasters and pediment on south side of front. 2 story addition on south side has low hip roof.

**United States Department of the Interior  
National Park Service**

**National Register of Historic Places  
Inventory—Nomination Form**

Central Webster  
Historic District

Continuation sheet

Item number

7

Page 65

294. 126 Valley Road  
Built in 1888

2 1/2 story frame Queen Anne house with cross gable roof and rubble foundation. Eyebrow window in main front roof. Cross gable on south front has cornice above 2nd story windows. Windows are 4 over 2 or 12 over 2. Open porch cut out of north front corner has a broad, steep gable roof above it supported by wood posts connected by a decorative geometric railing.

295. 134 Valley Road  
Built in 1905

1 1/2 story, frame vernacular house with cross gable roof and rubble foundation. Gable dormer in center of main roof on front and cross gable projection on north of front. Open porch with shed roof supported by wood posts fills in south side of front. 1 story family room addition projects on south side of house with gable roof and large oriel window.

296. 140 Valley road  
Built in 1888

2 1/2 story, frame, vernacular house with hip roof and rubble foundation. Gable dormer with 2 casement windows in center of front roof. Vinyl siding. Windows are 4 over 1. Porch has been enclosed on north front corner with large windows, 8 over 8, and dentils above windows. 2nd story addition above porch with low hip roof. Steep gable roof on north behind porch. 2 story addition on south with low hip roof. There is no entrance on front.

297. 148 Valley Road  
Built in 1897

1 1/2 story, frame vernacular house with a cross gable roof. Front has large, cross gable wall dormer in center with fish scale shingles in its gable and a smaller gable wall dormer on the south side of the front. Front door on south of front has cornice above and shutters. Windows are 8 over 8 with functional shutters. North corner of front is cut out above 1st floor with flat roof making a balcony (with no railing). 1 story sunroom addition on south with low hip roof and jalousie windows. Rubble foundation.

**United States Department of the Interior  
National Park Service**


**National Register of Historic Places  
Inventory—Nomination Form**

Central Webster

Continuation sheet Historic District

Item number 7

Page 66



298. 139 Valley Road  
Built in 1926

1 1/2 story, brick, Tudor Revival house with U shaped plan and steep flaired cross gable roof. Bricks have rough mortar and are painted white. There are brick dentils just below eaves. Casement windows have heavy wood lintels and board shutters. Dark stained clapboards in gable ends. Frame addition with shed roof projects on north side. House is built on top of hill with garage under and curved brick retaining walls.

299. 149 Valley Road  
Built in 1929

1 1/2 story, brick, Tudor Revival cottage with steep flaired cross gable roof. Bricks have rough mortar. Casement windows have heavy timber lintels and board shutters. Dark stained boards in gable ends. Front door is recessed under brick arch cut out of front cross gable projection. Front door arch has a narrow steep gable above it. 3 gable dormers connected by shed roofs on south side.

# 8. Significance

Period	Areas of Significance—Check and justify below			
<input type="checkbox"/> prehistoric	<input type="checkbox"/> archeology-prehistoric	<input checked="" type="checkbox"/> community planning	<input type="checkbox"/> landscape architecture	<input type="checkbox"/> religion
<input type="checkbox"/> 1400-1499	<input type="checkbox"/> archeology-historic	<input type="checkbox"/> conservation	<input type="checkbox"/> law	<input type="checkbox"/> science
<input type="checkbox"/> 1500-1599	<input type="checkbox"/> agriculture	<input type="checkbox"/> economics	<input type="checkbox"/> literature	<input type="checkbox"/> sculpture
<input type="checkbox"/> 1600-1699	<input checked="" type="checkbox"/> architecture	<input type="checkbox"/> education	<input type="checkbox"/> military	<input type="checkbox"/> social/ humanitarian
<input type="checkbox"/> 1700-1799	<input type="checkbox"/> art	<input type="checkbox"/> engineering	<input type="checkbox"/> music	<input type="checkbox"/> theater
<input checked="" type="checkbox"/> 1800-1899	<input type="checkbox"/> commerce	<input type="checkbox"/> exploration/settlement	<input type="checkbox"/> philosophy	<input type="checkbox"/> transportation
<input checked="" type="checkbox"/> 1900-	<input type="checkbox"/> communications	<input type="checkbox"/> industry	<input type="checkbox"/> politics/government	<input type="checkbox"/> other (specify)
		<input type="checkbox"/> invention		

**Specific dates** 1857 - 1929      **Builder/Architect** Various

**Statement of Significance (in one paragraph)**

SIGNIFICANCE OF THE CENTRAL WEBSTER HISTORIC DISTRICT

The Central Webster Historic District is significant according to National Register Criterion A, associated with broad patterns of our history, because it reflects the early development of Webster Groves and of St. Louis County as a residential suburb for commuters along the railroads and street car lines, from just after the Civil War through the boom of the 1920's. The Central Webster Historic District is significant according to National Register Criterion C, embodying the distinctive characteristics of types and periods of construction and possessing high artistic value. Many houses lack individual distinction, but the district as a whole illustrates architectural styles which were popular with the common man from the 1860's through the 1920's - Vernacular, Italianate and Queen Anne houses were built before the turn of the century, and a few Colonial, Spanish Colonial and Tudor Revival houses were built during the 1920's. The district is significant in the areas of community planning and architecture.


Webster Groves began with the railroad and the Webster College for Boys in 1853. Early settlers were preachers and teachers from New England and a few businessmen who commuted on the train. The Webster College for Boys closed with the coming of the Civil War, but after the war more and more businessmen built houses in Webster Groves to avoid the cholera epidemics that ravaged St. Louis every summer. Out in St. Louis County, the atmosphere was wholesome and towns developed in a definite pattern: the oldest communities grew up around railroad stations, later communities developed along the street car lines and finally, highways and the automobile have made any place in the county convenient for commuters.

Webster Groves, especially this Central Webster Historic District, is an important historic resource for St. Louis County because it still reflects an early stage of the county's development - commuter suburbs along the railroad. Driving through the area one sees big old frame houses on large open lots shaded by tall trees and one is reminded of the past - of successful St. Louis businessmen walking home from the station at 5:45 in the evening, salesmen for the Samuel C. Davis Dry Goods Company, the William Barr Dry Goods Company and J. Kennard and Son, the secretary of the Carroll Flexible Match Company, the editor of the Journal of Agriculture, the manager of the Equitable Life Assurance Society, the president of the R. P. Studley Printing Company and of kids riding horses and bicycles, playing football across the open lawns or sledding down streets barricaded for sledding by the city.

Men of local historic significance for whom streets and an elementary school were named, built homes in the district - William Plant - a founder of the Plant Brothers Seed Company in St. Louis and of the First Congregational Church of Webster Groves; William H. Gore, a partner in the St. Louis firm of Helfenstein and Gore Wholesale Merchants; Captain John C. Swon, a retired

**United States Department of the Interior  
National Park Service**

**National Register of Historic Places  
Inventory—Nomination Form**



Central Webster

Continuation sheet Historic District

Item number 8

Page 1

steamboat captain and Dr. Bennett J. Bristol, a beloved early physician.<sup>1</sup>

ARCHITECTURE

Before the turn of the century, these early commuters and a few early merchants built rambling frame Queen Anne houses with irregular roofs, bay windows, towers, turrets and wide open porches; frame Italianate houses with carved wooden brackets supporting their low hip roofs and frame Victorian vernacular houses. In the late 1880's and the 1890's, William Plant, Jr. and Nathan D. Thompson, a prominent St. Louis publisher living in Webster Groves, built large Queen Anne houses speculatively to attract other successful businessmen to Webster Groves.<sup>2</sup> Businessmen came, among them William J. Beattie, whose St. Louis company manufactured paneled interiors for banks and fine residences.<sup>3</sup> He built an unusual French style house at 365 South Maple Avenue in 1893, with a high stone basement and an open porch wrapping around all sides. Extending under the porch, the basement is bigger than the house. The house has four tall chimneys and two stories of dormers like a French Chateau.

After the turn of the century some Shingle Style houses were built in the district - large ones with gambrel roofs and some with Queen Anne towers and rough rock foundations.

Then from about 1905 until the 1920's, the Horspool Brothers, contractors who lived on Maple, and Robert L. Mackey, another contractor, began filling in the vacant fields between the big old houses with smaller, more simple houses - houses an average family could afford.<sup>4</sup> They used similar plans over and over. The Horspool Brothers began with American Foursquare houses - simply, two story frame boxes lifted out of the center of Queen Anne confusion, with hip roofs and open front porches. Both contractors built Craftsman houses with broad eaves supported by wood brackets or exposed rafters and windows which had many small panes over one large pane. Plans for Craftsman houses were adapted from The Craftsman magazine, published in California, and were supposed to produce simple, comfortable, healthy houses with built-in bookcases by the hearth, built-in cupboards and window seats. Some Craftsman houses were sided with shingles. Robert Mackey filled Elm Place with them. Right after the Craftsman houses came bungalows, also from California. Bungalows are similar to Craftsman house with broad eaves, exposed rafters and windows with many small panes over one large pane - but they are smaller - honeymoon cottages - only one and a half stories high. The Horspool Brothers built stucco bungalows at Maple and Cedar, and Robert Mackey built dark shingle bungalows at Elm and Jackson. Mackey's houses were like cabins. His use of dark stained shingles and clapboards emphasized the fact that this was the country. Men could ride the train home in the evening to where the trees made summers cooler and mow their lawns with push mowers. Mackey and the Horspools were selling the American dream.

**United States Department of the Interior  
National Park Service**

**National Register of Historic Places  
Inventory—Nomination Form**

For NPS use only  
received  
date entered

Central Webster

Continuation sheet Historic District

Item number 8

Page 2

In 1868, the Webster Groves School District was organized and built a frame schoolhouse at 20 Gray Avenue. In 1920, after changing the name from the Webster School to Bristol School, the old schoolhouse was torn down and a large two-story brick Jacobethan elementary school was built.<sup>5</sup> It was designed by William B. Ittner, known throughout the United States for his beautiful St. Louis schools.


It was a wonderful neighborhood in which to grow up. In 1911, a Boy Scout cabin was constructed at 311 S. Elm for the Webster Groves Boy Scouts, a troop that had begun as a company of the United Boys Bridage of America in 1908, and had received a charter from the Boy Scouts of Canada before the Boy Scouts of America was established in 1910. The scouts were avid hikers and campers and helped with both war efforts. The Scout Cabin was torn down after World War I and replaced by a house but the influence of the early scout program is still felt by the men and boys who have been involved in the many Boy Scout troops meeting at churches and schools all over Webster Groves. Having one of the oldest Boy Scout troops in the United States, Webster Groves was chosen as one of the communities to test the Cub Scout pilot program in 1929.

Another unique cultural institution within the boundaries of the Central Webster Historic District is the Monday Club at 37 S. Maple Avenue. It began in 1887, as a literary and social club meeting in the homes of members. It is one of the oldest women's clubs in Missouri. Its main meeting hall of stucco Craftsman construction was built in 1911 on land donated under the condition that the Monday Club house the Webster Groves Public Library.

In 1929, the Art Deco dining hall addition on the west end of the Monday Club was designed by Harris Armstrong, a St. Louis Architect noted for his modern buildings such as the Ethical Society of St. Louis at 9001 Clayton Road. The Monday Club spawned other local institutions, among them the Webster Groves Red Cross and the Webster Groves Theater Guild.

Just as these institutions reflect the cultural heritage of Webster Groves, the lives of local heroes who have lived in the Central Webster Historic District reflect the history of Webster Groves. Four mayors have lived in the district: Ed Hart, mayor from 1904 to 1911, lived at 131 S. Maple; Ed Wilson, mayor from 1929 to 1931, lived at 225 S. Elm; Clarence Appel, mayor from 1945 to 1953, lived at 102 S. Elm; and William Guffey, mayor from 1954 to 1958, lived at 230 S. Gore. And men of a broader historic significance have lived in the Central Webster Historic District: Henry Sutton, the first presiding judge of St. Louis County - comparable to the County Executive today, built the house at 205 S. Elm; George W. Stephens, the first academic dean of Washington University in St. Louis, lived at 121 E. Swon in the 1920's and 1930's; Mary Blackwell Stevenson ran a famous music school at 238 S. Elm for over a quarter of a century; composer Gordon Jenkins grew up at 126 Valley Road and at 41 Plant Avenue, and was one of Mrs. Stevenson's pupils; and Andy High, a second baseman for the St. Louis Cardinals' "Gashouse Gang" lived at 17 S. Maple for fifty years, including the years he helped the Cardinals win the pennant.<sup>9</sup>

**United States Department of the Interior**  
**National Park Service**  
**National Register of Historic Places**  
**Inventory—Nomination Form**



Continuation sheet Central Webster Historic District Item number 8 Page 3

COMMUNITY PLANNING

In 1923, Webster Groves established the first zoning ordinance in the St. Louis area. It insures that the Central Webster area will always be residential with large lots and deep front yards and will always look like the neighborhood that attracted and produces these local heroes.<sup>10</sup>

In 1984, when plans for a four lane highway along Elm Avenue threatened to destroy the nostalgic atmosphere of the area, the residents created a local historic district with the same boundaries as those of the proposed National Register district and guidelines for preservation which insure that the Central Webster Historic District will always reflect the essence of Webster Groves and the early development of St. Louis County. The highway project has been set aside.

The treasury of architectural styles found in the Central Webster Historic District reflects the way many Mid-western towns developed during the first part of the twentieth century - large country homes within walking distance of a commuter station and then more modest suburban homes built by developers filling in the vacant lots between the old houses. Central Webster is significant because an early zoning ordinance and an appreciation for historic preservation have protected its historic integrity, preserving a variety of architectural styles that is only found in an area that developed gradually over time.

BOUNDARY JUSTIFICATION

This first local historic district in Webster Groves contains the essence of Webster Groves. Its distinctive architectural styles portray the environment through eras of history that reflect the early years of Webster Groves as a commuter suburb. Areas east and west of the Central Webster Historic District are similar to the district and have a similar variety of architectural styles but the boundaries were established along subdivision lines to focus on the center of Pierre Chouteau, Jr.'s Subdivision of the Sarpy Land Grant, the oldest subdivision in Webster Groves. The boundaries of the Central Webster Historic District fall along lot lines laid out by Pierre Chouteau, Jr. in 1845, except for a jog cut out of the southeast corner by Sylvester Papin in 1849.<sup>11</sup>

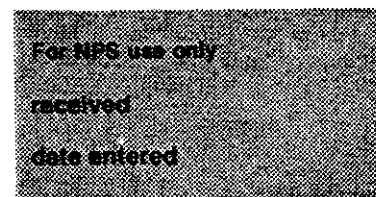
FOOTNOTES

1. From unpublished research for a speech by Ann Morris. Information gathered from The Kate Moody Collection of Webster Groves History located at the Missouri Historical Society, the Real Estate Tax Assessments for the City of Webster Groves and from The Book of St. Louisans by John W. Leonard, (St. Louis: The St. Louis Republic, 1906).



United States Department of the Interior  
National Park Service

National Register of Historic Places  
Inventory—Nomination Form



Central Webster

Continuation sheet Historic District

Item number 8

Page 4

2. Real Estate Tax Assessments for the City of Webster Groves; 1896 - 1910  
Microfilm Index to St. Louis County Deeds at the Recorder of Deeds Office,  
County Government Center, 7900 Forsyth, Clayton, Missouri.
3. John W. Leonard; The Book of St. Louisans; (St. Louis: The St. Louis  
Republic, 1906); p. 44.
4. Real Estate Tax Assessments for the City of Webster Groves, 1905 -  
1920. Webster Groves Building Permits, Department of Public Works, Webster  
Groves City Hall.
5. Plaque by the front entrance to Bristol School.
6. John Albury Bryan, Missouri's Contribution to American Architecture;  
(St. Louis: The St. Louis Architectural Club, 1928); p. 28.
7. Ann Morris; Scouting. . .A History of Troop 301; (St. Louis: Boy Scout  
Troop 301, 1985).
8. Clarissa Start; Webster Groves; (Webster Groves: City of Webster  
Groves, 1976); pp. 149 - 151.
9. From unpublished research for a speech by Ann Morris. Information  
gathered from The Kate Moody Collection of Webster Groves History.
10. Zoning ordinance on file in the City Clerk's Office, Webster Groves  
City Hall.
11. Ann Morris; How to Research the History of Your Webster Groves House;  
(Webster Groves: Webster Groves Historical Society, 1980); pp. 12 - 13.

# 9. Major Bibliographical References

## Major Bibliographical References

- Blumenson, John J. G.; Identifying American Architecture; (Nashville: American Association for State and Local History, 1977) (see attached)

# 10. Geographical Data

Acreeage of nominated property 140

Quadrangle name Webster Groves, MO-II

Quadrangle scale 1:24,000

### UTM References

A 

1	5	7	3	0	6	0	0	4	2	7	4	6	0	0
Zone			Easting				Northing							

C 

1	5	7	3	0	3	3	0	4	2	7	3	6	6	0
Zone			Easting				Northing							

E 

1	5	7	2	9	8	7	0	4	2	7	4	6	6	0
Zone			Easting				Northing							

G 

Zone			Easting				Northing							

B 

1	5	7	3	0	5	5	5	4	2	7	4	2	0	0
Zone			Easting				Northing							

D 

1	5	7	2	9	7	8	0	4	2	7	3	8	1	0
Zone			Easting				Northing							

F 

Zone			Easting				Northing							

H 

Zone			Easting				Northing							

### Verbal boundary description and justification

Lots 5, 6, 13 and the west half of Lot 14 of Pierre Chouteau Jr.'s Subdivision on the Sarpy Tract, excluding properties facing on Lockwood Avenue. (See attached)

### List all states and counties for properties overlapping state or county boundaries

state	code	county	code
state	code	county	code

# 11. Form Prepared By

name/title 1. Ann Morris, Chairman  
Webster Groves Historic Preservation Commission

organization Webster Groves Historic Preservation Commission date March, 1985

street & number 4 E. Lockwood telephone (314) 962-3526 (Ann Morris)

city or town Webster Groves state Missouri 63119

# 12. State Historic Preservation Officer Certification

The evaluated significance of this property within the state is:

national  state  local

As the designated State Historic Preservation Officer for the National Historic Preservation Act of 1966 (Public Law 89-665), I hereby nominate this property for inclusion in the National Register and certify that it has been evaluated according to the criteria and procedures set forth by the National Park Service.

State Historic Preservation Officer signature Frederick A. Brunner  
 Frederick A. Brunner, Ph.D., P.E., Department of Natural Resources, Director and  
 title State Historic Preservation Officer date April 22, 1986

For NPS use only

I hereby certify that this property is included in the National Register

date

Keeper of the National Register

Attest:

date

Chief of Registration

United States Department of the Interior  
National Park Service

National Register of Historic Places  
Inventory—Nomination Form

For NPS use only

received

date entered

Continuation sheet Central Webster  
Historic District

Item number 9

Page 1

2. Bryan, John Albury; Missouri's Contribution to American Architecture; (St. Louis: The St. Louis Architectural Club, 1928).

3. Leonard, John W.; The Book of St. Louisans; (St. Louis: The St. Louis Republic 1906 and 1912.)

4. The Kate Moody Collection of Webster Groves History, located at the Missouri Historical Society, Forest Park, St. Louis, Missouri.

5. Morris, Ann; How to Research the History of Your Webster Groves Home; (Webster Groves: Webster Groves Historical Society, 1980.)

6. Morris, Ann; Scouting - A History of Troop 301; (Webster Groves: Boy Scout Troop 301, 1985).

7. Start, Clarissa; Webster Groves; (Webster Groves: City of Webster Groves, 1976).

8. City of St. Louis Deed Book T4; 1845; pp. 89 - 90.

9. Plats of Subdivisions on Microfiche at Department of Public Works, Webster Groves City Hall, 4 E. Lockwood.

10. Building Permits on Microfilm at Department of Public Works, Webster Groves City Hall, 4 E. Lockwood.

11. Microfilm Index to St. Louis County Deeds at Recorder of Deeds Office, St. Louis County Government Center, 7900 Forsyth, Clayton, Missouri.

12. Real Estate Tax Assessments for the City of Webster Groves; 1896 - 1920; located at City Hall, 4 E. Lockwood.

13. Zoning Ordinance for the City of Webster Groves, on file at the City Clerk's Office, Webster Groves City Hall, 4 E. Lockwood.

United States Department of the Interior  
National Park Service

**National Register of Historic Places  
Inventory—Nomination Form**

Central Webster  
Historic District

Continuation sheet

Item number

10

Page

1

For NPS use only

received

date entered

Beginning at a point in the middle of Plant Avenue opposite the rear property line of property facing Lockwood Avenue and going south on Plant Avenue to the intersection of Plant Avenue and East Swon Avenue then going west on East Swon Avenue to the intersection of East Swon Avenue and South Maple Avenue then going south on South Maple Avenue to the intersection of South Maple Avenue and East Jackson Road then going west on Jackson Road to the intersection of West Jackson Road and Gray Avenue then going north on Gray Avenue to a point in the middle of Gray Avenue opposite the rear property line of property facing Lockwood Avenue then going east along the rear property lines of property facing Lockwood Avenue to the beginning point in the middle of Plant Avenue.

**United States Department of the Interior  
National Park Service**


**National Register of Historic Places  
Inventory—Nomination Form**

CENTRAL WEBSTER

Continuation sheet HISTORIC DISTRICT

Item number 11

Page 1



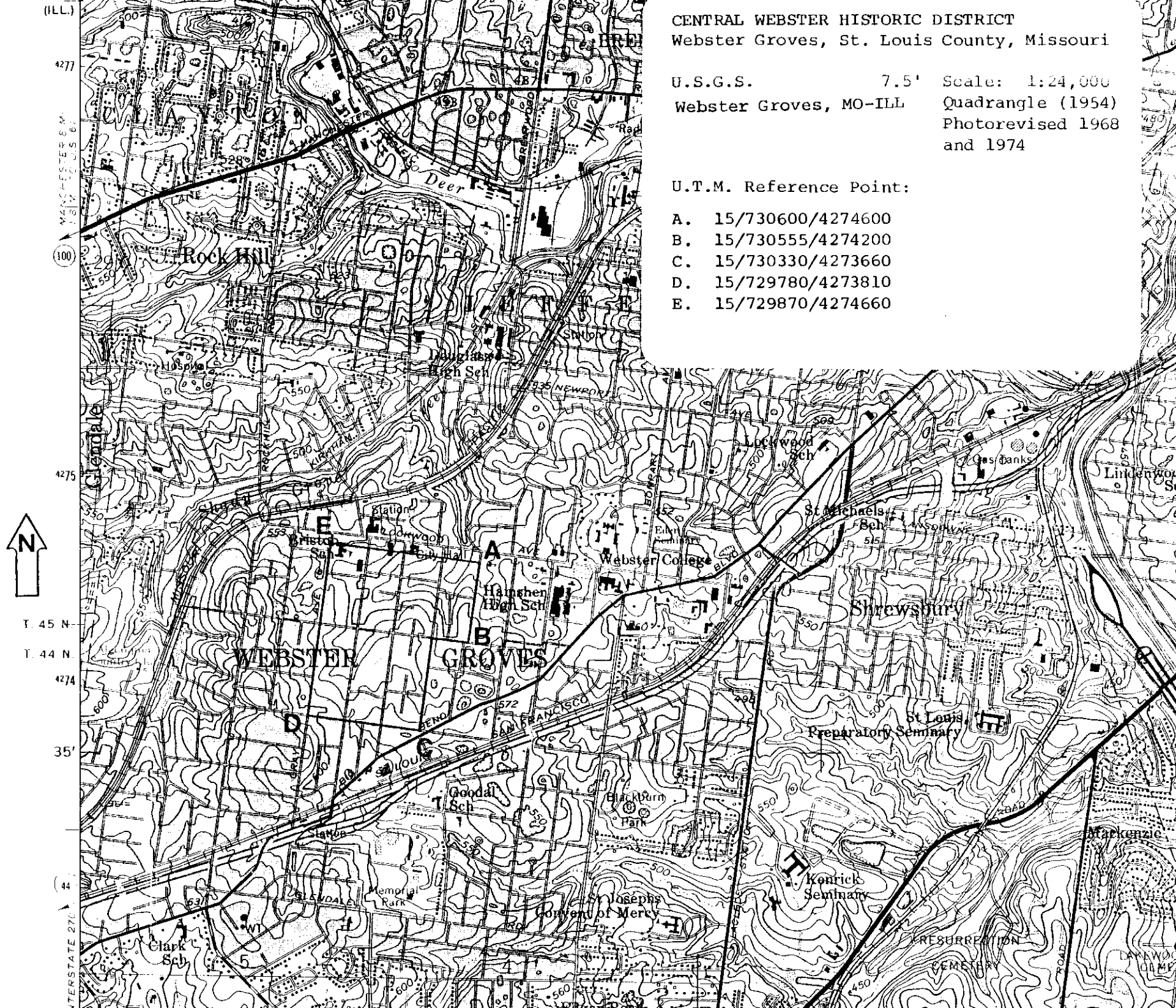
2. James M. Denny  
Chief, Survey and Registration  
and State Contact Person  
Department of Natural Resources  
Historic Preservation Program  
1915 Southridge Drive, P. O. Box 176  
Jefferson City, Missouri 65102  
Date: February 26, 1986  
Phone: 314/751-4096

CENTRAL WEBSTER HISTORIC DISTRICT  
Webster Groves, St. Louis County, Missouri

U.S.G.S. 7.5' Scale: 1:24,000  
Webster Groves, MO-ILL Quadrangle (1954)  
Photorevised 1968  
and 1974

U.T.M. Reference Point:

- A. 15/730600/4274600
- B. 15/730555/4274200
- C. 15/730330/4273660
- D. 15/729780/4273810
- E. 15/729870/4274660



**Photo Log:**

Name of Property: **Central Webster Historic District**

City or Vicinity: **Webster Groves**

County: **St. Louis County** State: **MO**

Photographer: **Bill Hartrich and Jack Swanson**

Date

Photographed: **Mar. 1985**

Description of Photograph(s) and number, include description of view indicating direction of camera:

- 1 of 72. 18 W Cedar, view facing S.
- 2 of 72. 22 W Cedar, view facing SW.
- 3 of 72. 21 W Cedar, view facing N.
- 4 of 72. 118 W Cedar, view facing SW.
- 5 of 72. 123 W Cedar, view facing N.
- 6 of 72. 23 S Elm, view facing W.
- 7 of 72. 30 S Elm, view facing SE.
- 8 of 72. 102 S Elm, view facing E.
- 9 of 72. 124 S Elm, view facing E.
- 10 of 72. 135, 129, and 125 S Elm (125 in foreground), view facing SW.
- 11 of 72. 140 S Elm, view facing E.
- 12 of 72. 148 S Elm, view facing E.
- 13 of 72. 164 S Elm, view facing E.
- 14 of 72. 205 S Elm, view facing W.
- 15 of 72. 212 S Elm, view facing E.
- 16 of 72. 226 S Elm, view facing E.
- 17 of 72. 235 S Elm, view facing W.
- 18 of 72. 238 S Elm, view facing E.
- 19 of 72. 324 S Elm, view facing E.
- 20 of 72. 7 Elm Place, view facing NW.
- 21 of 72. 24 S. Gore, view facing E.
- 22 of 72. 119 S. Gore, view facing W.
- 23 of 72. 143 S. Gore, view facing W.
- 24 of 72. 166 S. Gore, view facing E.
- 25 of 72. 231 S. Gore, view facing W-SW.
- 26 of 72. 220 S. Gore, view facing E.
- 27 of 72. 230 S. Gore, view facing E.
- 28 of 72. 302 S. Gore, view facing E.
- 29 of 72. 310 S. Gore, view facing NE.
- 30 of 72. 319 S. Gore, view facing W.
- 31 of 72. 320 S. Gore, view facing E.
- 32 of 72. 375 S. Gore, view facing W.
- 33 of 72. Bristol School, view facing E.
- 34 of 72. Corner of Bristol School and 30, 40 50 Gray Ave., view facing NE.
- 35 of 72. 134 Gray Ave., view facing E.
- 36 of 72. 224 Gray Ave., view facing E.
- 37 of 72. 312 Gray Ave., view facing E.
- 38 of 72. 344 Gray Ave., view facing E-SE.
- 39 of 72. 364 Gray Ave., view facing E.
- 40 of 72. 16, 20 and 24 S Maple, view facing SE.
- 41 of 72. 32 S Maple, view facing NE.

42. of 72. 32, 34 and 40 S Maple, view facing NE.  
43 of 72. 33 S Maple, view facing W.  
44 of 72. The Monday Club, 37 S Maple, view facing NW.  
45 of 72. 131 S Maple, view facing W.  
46 of 72. 137 S Maple, view facing W.  
47 of 72. 143 S Maple, view facing NW.  
48 of 72. 165 S Maple, view facing W.  
49 of 72. 227 S Maple, view facing W.  
50 of 72. 341 S Maple, view facing W.  
51 of 72. 365 S Maple, view facing W.  
52 of 72. 31 Oak Terrace, view facing NE.  
53 of 72. 29 Plant Ave., view facing SW.  
54 of 72. 41 Plant Ave., view facing NW.  
55 of 72. 121 Plant Ave., view facing W.  
56 of 72. 137 Plant Ave., view facing W.  
57 of 72. 17 E Swan, view facing N.  
58 of 72. 34 E Swan and 209 S Maple in background, view facing SW.  
59 of 72. 21 W Swan, view facing N.  
60 of 72. 104 W Swan, view facing S.  
61 of 72. 120 W Swan, view facing SE.  
62 of 72. 140 W Swan, view facing S.  
63 of 72. 126 Valley Rd., view facing E.  
64 of 72. 3 E Cedar, view facing N.  
65 of 72. 55 S Gore, view facing W.  
66 of 72. 300 Gray Ave., view facing E. Non-Contributing.  
67 of 72. 134 S Maple, view facing E. Non-Contributing.  
68 of 72. 149 S Maple, view facing W. Non-Contributing.  
69 of 72. 221 S Maple, view facing W. Non-Contributing.  
70 of 72. 151 Plant Ave., view facing W. Non-Contributing.  
71 of 72. 159 Plant Ave., view facing W. Non-Contributing.  
72 of 72. 165 Plant Ave., view facing W. Non-Contributing.















25



















2015





























220









319











NO  
PARKING  
7:30 A.M.  
3:30 P.M.  
ON SCHOOL  
DAYS



137

















34















































126







Algonquin

35

KSZ-503







149

149



201





