

2019 Recreational Trails Program Project Administration Guide

Missouri State Parks
Grants Management Section
PO Box 176
Jefferson City, MO 65102-0176
573-522-8191 or 573-751-0848
573-526-4395 (FAX)
msspgrants@dnr.mo.gov



MISSOURI DEPARTMENT OF NATURAL RESOURCES
DIVISION OF STATE PARKS

TABLE OF CONTENTS

Table of Contents	i
List of Acronyms	iv
Section I. Project Administration Overview	1
Section II. NEPA Review and Determination	4
Completing the NEPA Determination Form	4
Section 106 Review	5
Threatened or Endangered Species	6
Section 6(f)(3) Lands	12
Impacts to Jurisdictional Waters	12
Water Quality Impacts	12
Floodplain Impacts	13
Air Quality	14
Hazardous Waste	15
Ozark National Scenic Riverways	16
Wild and Scenic Rivers	16
Farmlands	16
Environmental Justice	18
Noise Impacts	18
Temporary Construction Impacts	19
Permanent Impacts to Travel Patterns	19
Public/Tribal Involvement	19
Section III. Real Property Acquisition	20
Section IV. Project Development	23
Maintaining Your RTP Project File	23
Project Development Procedures	24
Contracting for Services or Materials	24
Purchase/Service Contracts Under \$25,000	24
Purchase/Service Contracts \$25,000 or Greater	24
Force Account Labor and Use of In-House Equipment	25
Donations	25
Buy America Provisions	25
Buy America Waiver Requests	26
Signs	26
Invasive Species	26
Permitting	26
Accessibility	26
Trailhead Amenities	27
Trails/Trailside Amenities	27
Educational Projects	28
Other Power-Driven Mobility Devices	28
Section V. Reimbursement and Reporting Requirements	30
Quarterly Reports	30
Amendment Requests	30
Time Extensions	30
Change in Project Scope	30
Change in Project Budget	30
Project Cancellation	31
Reimbursement Requests	31
Reimbursement Statement	31
Reimbursement Log	31
Individual and Volunteer Time Record	31

Equipment Use Log	31
Cost Documentation.....	31
Documentation of Contract Labor	31
Documentation of Force Account and In-House Equipment Usage	31
Documentation of Volunteer Services	32
Documentation of Purchase	32
Final Reimbursement Request	32
Section VI. Project Closeout and Post-Completion Requirements	33
Project Completion.....	33
RTP Acknowledgement Sign	33
Project Closeout Packet.....	33
Final Reimbursement Request	33
Final Inspection Request Form.....	33
As-Built Site Map.....	33
As-Built Facility Plans	33
Post-Construction Certification.....	33
Control and Tenure Documentation	33
Record Retention.....	33
Long-Term Stewardship Responsibilities.....	34
Inspections	34
Public Access	34
Maintenance Requirements for Equipment Purchased with RTP Funds	34
Educational Projects.....	34
Appendix A. NEPA Determination Form	35
Appendix B. Real Property Acquisition Documentation	49
Real Property Acquisition Documentation Checklist.....	49
Sample Notice of Interest.....	50
Sample Waiver Valuation	51
Sample Written Offer to Purchase	52
Sample Written Statement of Just Compensation	53
Sample Waiver of Right to Just Compensation	54
Appendix C. FHWA-1273 Required Contract Provisions for Federal-Aid Construction Projects.....	55
Appendix D. Missouri Department of Natural Resources Federal Financial Assistance Agreements General Terms and Conditions	68
Appendix E. Contract Compliance Required Documentation	87
Affidavit of Compliance with Prevailing Wage Law	88
Certification of Non-Segregated Facilities	89
Certification Regarding Department, Suspension, Ineligibility and Voluntary Exclusion over \$25,000	90
Anti-Lobbying Certification.....	92
Appendix F. Buy America	93
Sample Buy America Certification	94
Sample Letter Step Certification.....	95
Sample Letter Step Certification.....	96
Sample Buy America Waiver Request	97
Appendix G. Accessibility Checklist	98
Appendix H. Reporting, Reimbursement and Amendment Request Forms	140
Quarterly Report Form	141
Extension Request	142
Reimbursement Statement	143
Reimbursement Log	144
Individual and Volunteer Time Record	145
Equipment Use Record	146
Equipment Purchase Record	147

Appendix I. Project Closeout Forms and Checklist.....	148
Project Closeout Packet Checklist	148
Final Inspection Request	149
Post Construction Certification	150

LIST OF ACRONYMS

ABA	Architectural Barriers Act
ADA	Americans with Disabilities Act
ATV	All-Terrain Vehicle
CAA	Clean Air Act
CE	Categorical Exclusion
CFR	Code of Federal Regulations
CWA	Clean Water Act
DNR	Department of Natural Resources
DOJ	U.S. Department of Justice
DSP	Division of State Parks
EA	Environmental Assessment
EIS	Environmental Impact Statement
EPA	Environmental Protection Agency
ESA	Endangered Species Act
FAST	Fixing America’s Surface Transportation (Act)
FEMA	Federal Emergency Management Agency
FFATA	Federal Funding Accountability and Transparency Act
FHWA	Federal Highway Administration
FONSI	Finding of No Significant Impact
GMS	Grants Management Section
IPaC	Information for Planning and Conservation
LWCF	Land and Water Conservation Fund
MBE	Minority Business Enterprise
MDC	Missouri Department of Conservation
MOA	Memorandum of Agreement
MPO	Metropolitan Planning Organization
NAAQS	National Air Quality Standards
NEPA	National Environmental Policy Act
NFIP	National Flood Insurance Program
NHPA	National Historic Preservation Act
NPDES	National Pollutant Discharge Elimination System
NPS	National Park Service
NRCS	Natural Resources Conservation Service
NTP	Notice to Proceed
NWP	Nationwide Permit
ONSR	Ozark National Scenic Riverways

OPDMD	Other Power-Driven Mobility Devices
OHV	Off-Highway Vehicle
ORV	Off-Road Vehicle
ROD	Record of Decision
RTP	Recreational Trails Program
SHPO	State Historic Preservation Office
SWPPP	Storm Water Pollution Prevention Plan
T&E	Threatened and Endangered
TIP	Transportation Improvement Program
Uniform Act	Uniform Relocation Assistance and Real Property Acquisition Policies Act of 1970, as amended
USACE	U.S. Army Corps of Engineers
USFS	U.S. Forest Service
USFWS	U.S. Fish and Wildlife Service
WBE	Women Business Enterprise

SECTION I. PROJECT ADMINISTRATION OVERVIEW

Congratulations on having your proposed trail project recommended for funding through the 2019 Recreational Trails Program (RTP)! The Recreational Trails Program is a federally-funded assistance program authorized by the U.S. Congress under the Fixing America's Surface Transportation (FAST) Act. The purpose of RTP is to help states provide and maintain trails and trail-related facilities for both motorized and non-motorized recreational use. For more information about RTP or the FAST Act, visit http://www.fhwa.dot.gov/environment/recreational_trails/.

The U.S. Department of Transportation, Federal Highway Administration (FHWA), oversees RTP and has delegated administration of the program to the Missouri Department of Natural Resources (DNR). The Division of State Parks (DSP), a division within DNR, has direct oversight of the program. Within DSP, the Grants Management Section (GMS) is the section responsible for assisting you with all aspects of applying for and administering your RTP grant project.

Now that you've received a notice of award letter from DNR, the following provides a general overview of the process for administering your grant. Subsequent chapters of this guide detail the process more thoroughly. Sponsors of trail-related projects have **three years** from the date the project agreement is signed to complete their RTP project. It's important that you, the project sponsor, demonstrate every effort to complete your project within the agreed-upon timeframe indicated on the Project Agreement. To this end, GMS has created a trail-related project timeline example on page 3, outlining the anticipated timeframe for each phase of the project. Most projects will be completed well within the project timeline but it is acknowledged that unforeseen issues can arise that may delay project completion. GMS staff will work with project sponsors on a case-by-case basis for extension requests or other amendments to the project, the procedures for which are discussed in Section V of this manual.

- **Mandatory project administration workshops.** Sponsors are required to attend a mandatory project administration workshop. During the workshop, GMS staff will explain the requirements for administering the RTP grants. Additionally, they will help you understand the Federal Highway Administration's statutory provisions for Buy America as well as the federal requirements for conducting an environmental review of your project. At the project administration workshop, GMS staff will provide you with a copy of the Project Agreement that will need to be signed by the project sponsor and submitted to the GMS office. Also during the workshop, GMS staff will provide you a copy of DNR's Sub-Recipient Information Form, which will need to be completed and submitted to the GMS office. Additionally, staff will provide instruction on how to register to complete a State of Missouri Vendor Input/ACH-EFT Application (<https://oa.mo.gov/vendors>), which allows reimbursement funds to be transferred electronically to the sponsor's account at their bank or financial institution.
- **NEPA review.** Documentation of compliance with the National Environmental Policy Act (NEPA) and other federal environmental laws, regulations, and Executive Orders must be provided as part of an authorized construction project under RTP. Most RTP projects will qualify as Categorical Exclusions (CE) under NEPA. However, each project must be reviewed to assure that it does not have a significant impact on the environment. As part of the review, project sponsors are required to complete a NEPA Determination Form and provide concurrence documentation from various state and federal agencies in order for GMS and FHWA to determine if a project is classified as a CE, or if it requires an environmental assessment or environmental impact statement under NEPA. The NEPA Determination Form is provided in Appendix A and steps for completing the NEPA review are provided in Section II. NEPA Review and Determination. During the workshop, GMS and FHWA staff will explain the process for completing the NEPA review. **In order for your project to remain active, you are strongly encouraged to complete your environmental review and submit the NEPA Determination Form and all determination documentation to GMS staff within six months of signing the Project Agreement.** You should begin the design phase of your project concurrently with the NEPA review process since the design phase will identify potential impacts to resources and any required permits. However, federal regulations do not allow for final design to proceed until the project has received its NEPA notice to proceed.
- **Acquisition of real property.** Federally-assisted real property acquisition, which includes private property acquired with RTP funds, must comply with the Uniform Relocation Assistance and Real Property Acquisition Policies Act of 1970, as amended. Also known as the "Uniform Act," this act ensures that landowners are fully informed of their rights and are justly compensated when selling or leasing private property or selling/leasing some type of interest in the property (such as an easement). As part of this assurance, the Uniform Act requires an appraisal and an appraisal review to be performed. If your project includes the acquisition of real property, Section III of this guide outlines the steps you must perform to show compliance with the Uniform Act. Appendix B provides the supporting documentation you will be required to submit to GMS to demonstrate compliance. **You have up to six months from the date your Project Agreement is signed to provide GMS staff the documentation showing compliance with the Uniform Act (when required).**

- **Buy America waiver.** Buy America is a federal stipulation that requires all transportation infrastructure projects be built with American-made products. Projects funded with federal RTP funds must comply with this federal requirement. Specifically, any project that permanently incorporates steel or iron products in the project (such as steel I-beams for bridges) or purchases a motorized piece of equipment used for trail construction or maintenance (such as a tractor) must ensure that the product or equipment is domestically produced. Section IV of this guide explains the statutory provisions of Buy America (23 CFR 635.410) and the process for requiring a waiver if necessary. **Please know that the FHWA is not accepting Buy America Waivers. Projects should avoid the purchase of motorized equipment that requires a Buy American Waiver until further notice.**
- **Notice to Proceed (NTP) letters.** Formal Notice to Proceed (NTP) letters will be issued by GMS that provide approval to proceed with specified phases of the project. These letters will be issued once all compliance requirements have been met. Depending on the scope of the project, the cost categories in the funding request and the timing of compliance documentation submittals, a project sponsor may receive multiple Notice to Proceed (NTP) letters throughout the life of the project. For instance, a project sponsor would receive an initial NTP letter authorizing expenses associated with planning, such as conducting the NEPA review and developing a preliminary project design, if those costs were included in the sponsor's budget table and narrative as reimbursable activities. A second NTP letter would be issued for construction-related activities once GMS and FHWA staff review the required compliance documentation for NEPA determination and concur that the environmental review process has been completed. For projects that include acquisition of real property, another NTP letter would be issued upon receipt of documentation demonstrating compliance with the Uniform Act. And a NTP letter would be issued upon receipt of a Buy America waiver, should FHWA begin accepting those waivers again and the project sponsor submits a waiver request for any steel or iron product. **It's important to remember that you are not authorized begin any construction activities, acquire real property or acquire motorized equipment until after receiving a NTP letter for those particular phases of your project.** Any costs incurred prior to receiving NTP will not be reimbursed; however, some costs incurred prior to receiving NTP may be used as match, such as planning, engineering or environmental review costs (up to 10% of the total grant request). Costs in these categories incurred up to 18 months prior to project approval and notice to proceed may be used as match if they were identified in your budget table and budget narrative. Examples of planning costs include property appraisals and appraisal reviews for land acquisition and/or land donations. Examples of engineering costs include development of design and/or construction documents; and costs associated with the bidding process, such as advertisement and development of bid packets; etc. Examples of environmental review costs include costs associated with evaluations such as archaeological surveys, environmental approvals, and applicable permits.
- **Project development.** Section IV. Project Development outlines the required documents you will need to maintain in your project file; the procurement procedures you are required to use, including the bid process for goods and contracted labor; and the submission of project plans and specifications for review, including demonstration of compliance (where required and where possible) with the Americans with Disabilities Act (ADA).
- **Requesting reimbursements and reporting project status.** Section V. Reimbursement and Reporting Requirements describes the process for submitting funding reimbursement requests, including required cost documentation and time accounting records; submitting quarterly status reports; and requesting project amendments, such as changes in project scope or time extensions.
- **Project completion.** Section VI. Project Closeout and Post-Completion Requirements outlines the process for submitting a final reimbursement request, the post-construction certification, as-built site maps and site plans, and other closeout documents that are required at the completion of the project to ensure the project meets all federal and state regulations. Section VI also describes the post-completion record retention, stewardship, operation and maintenance requirements a project sponsor must follow to ensure longevity of the project.
- **Contact information.** For questions and to submit any correspondence regarding your RTP project, including all required forms and documentation, please use the below contact information:

RTP Planner
 Grants Management Section
 Missouri State Parks
 PO Box 176
 Jefferson City, MO 65102-0176
 573-522-8191 or 573-751-0848
 573-526-4395 (FAX)
 mspgrants@dnr.mo.gov

Sample RTP Trail-Related Project Timeline

Project Phases	Year 1												Year 2												Year 3						
	1	2	3	4	5	6	7	8	9	10	11	12	13	14	15	16	17	18	19	20	21	22	23	24	25	26	27	28	29	30	
Project Administration Workshop																															
Notice to Proceed for NEPA Review and Project Design																															
NEPA, Uniform Act, Permitting Compliance & Buy America																															
Design Phase*																															
Compliance Documentation Review by GMS & FHWA																															
Notice to Proceed for Construction & Acquisition Activities																															
Bid/Award																															
Construction																															
Project Closeout																															

*The Design Phase will likely have some overlap with the NEPA Review & Permitting stage, as the design of the project will identify potential resource impacts and required permits. It is important to remember, however, that no construction activities can occur until after all compliance documentation is reviewed, an Environmental Determination and accepted by FHWA and a Notice to Proceed is issued.

SECTION II. NEPA REVIEW AND DETERMINATION

In 1970, the National Environmental Policy Act (NEPA) was signed into law. NEPA established a national environmental policy intentionally focused on federal activities and the desire for a sustainable environment balanced with other essential needs of present and future generations of Americans. Federal agencies have to comply with NEPA before they make final decisions about federal actions that could have environmental effects. Thus, NEPA applies to a very wide range of federal actions that include, but are not limited to, federal construction projects, plans to manage and develop federally owned lands, and federal approvals of non-federal activities such as grants, licenses, and permits.

Because your project has been recommended for RTP funding, you are required to conduct a NEPA review. Most RTP projects typically qualify as Categorical Exclusions (CE) under NEPA (<http://www.fhwa.dot.gov/legisregs/directives/fapg/cfr0771.htm>). CEs are actions that meet the definition contained in 40 CFR 1508.4 and, based on past experience with similar actions, do not involve significant environmental impacts. They are actions that do not induce significant impacts to planned growth or land use for the area; do not require the relocation of significant numbers of people; do not have a significant impact on any natural, cultural, recreational, historic or other resource; do not involve significant air, noise or water quality impacts; do not have significant impacts on travel patterns; and do not otherwise, either individually or cumulatively, have any significant environmental impacts. An Environmental Assessment (EA) or Environmental Impact Statement (EIS) will be required for a project that does not qualify as a CE. An EA is prepared for actions in which the significance of the environmental impact is not clearly established. If the EA finds a project to have no significant impacts on the environment, a Finding of No Significant Impact (FONSI) is issued. An Environmental Impact Statement (EIS) is prepared for projects where it is known that the action will have a significant effect on the environment. The EIS includes consideration of a range of reasonable alternatives, analyzes the potential impacts resulting from the alternatives, and issues a Record of Decision (ROD). The ROD specifies the environmentally preferable alternative and identifies the measures that will be implemented to avoid, minimize and compensate for environmental impacts.

In order for GMS and FHWA staff to determine if your project qualifies as a CE, you must complete the NEPA Determination Form found in Appendix A. The form can also be filled out electronically as a fillable PDF available at <https://mostateparks.com/page/61220/recreational-trails-program-rtp-grants>. To complete the electronic PDF, you will need Adobe Acrobat Reader, which is available for free download at <https://get.adobe.com/reader/>. The NEPA review process requires that you coordinate with other federal and state agencies for their determinations regarding the potential environmental and resource impacts of your project. You must attach determination documentation from these agencies to the NEPA Determination Form in order for GMS and FHWA to establish if your project is classified as a CE under NEPA. If GMS and FHWA concur that your project meets the requirements for a Categorical Exclusion, the FHWA will approve the project and a Notice to Proceed (NTP) letter will be sent to you. The NTP letter will outline any commitments you are required to incorporate in your project to minimize impacts to the environment and significant resources. If your project does not qualify for a Categorical Exclusion, please contact the GMS to discuss the requirements for completing an Environmental Assessment or Environmental Impact Statement, as appropriate. **Do not begin any phase of your project that requires a NTP letter before receiving one from DNR.** Any costs incurred prior to receiving the NTP letter will not be reimbursed; however, some costs incurred prior to receiving NTP may be used as match, such as planning, engineering or environmental review costs (up to 10% of the total grant request). Costs in these categories incurred up to 18 months prior to project approval and notice to proceed may be used as match if the costs were included in your budget table and narrative. Examples of environmental review costs include costs associated with cultural evaluation such as archaeological surveys, environmental approvals, and applicable permits. If you intend to submit a reimbursement request for planning, engineering or environmental review costs and if these costs were identified in your budget table and narrative, contact GMS staff to ensure cost eligibility.

Completing the NEPA Determination Form

The instructions below will assist you in completing the NEPA Determination Form and coordinating with the various federal and state agencies responsible for reviewing your project for impacts. If you have already previously completed all or some of the agency coordination listed below, make sure to still complete the NEPA Determination Form and attach the requisite documentation outlined below. For the Section 106 Review, the determination documentation must be dated within a three-year period of the grant application. Because conditions may change or new information may become available, prior determination documentation for federally- and state-listed threatened and endangered species will only be accepted if generated within 90 days prior to submitting the NEPA Determination Form. New reports will need to be requested if outside this 90-day period.

General Project Information

For Question 1, Project Number and Project Title, use the information included on your Project Agreement to complete this question. Questions 2-5 are self-explanatory and should be completed using the information from your RTP application. Question 6 addresses projects that are exempt from NEPA review. These consist of educational projects that do not include construction activities or projects for equipment purchase only (motorized vehicles and motorized construction/maintenance equipment are subject to federal Buy America provisions, described in Section IV). If your project meets one of these

conditions, indicate which and skip to the Certification of Responsible Person section on the form. If in doubt as to whether or not your project meets one of the exemption categories, consult with GMS staff prior to completing the form.

For Question 7, provide a brief description of the project scope and identify the physical limits of the review area. Examples of this are: "In this project, we intend to construct 2.3 miles of 8 foot wide crushed limestone trail between _ and _ . The environmental review area for this project extends 20 feet in all directions from the centerline of the trail" or "In this project, we propose to improve the North Trailhead of Willow Creek Trail by expanding the parking lot to add 10 additional parking spaces, constructing a pre-cast vault toilet, and installing a wooden informational kiosk. The environmental review area for this project encompasses 21,780 square feet (half an acre), in which the trailhead parking lot and restroom will be constructed."

Include a map that delineates your project limits and the environmental review area. Any resources identified within the environmental review area should be noted on the map. Additionally, identify the location and extent of any tree removal that may be required for your project. The environmental review area is the area established around your project within which any impacts to the environment are expected to occur from construction of the project and from any indirect impacts (such as stormwater runoff, etc.). It is important to identify an area sufficiently large enough to encompass modifications to your project design because very minor design tweaks that occur within the area are very easy to review and environmentally clear versus design modifications that extend beyond your identified environmental review boundary. **If any change in the project scope, project limits, existing conditions, or pertinent regulations occurs after NEPA has been approved, contact GMS staff immediately, as the determination shall be reevaluated, commensurate with the change, to ensure it is still appropriate.**

Section 106 Review


Under the National Historic Preservation Act (NHPA), Congress established a comprehensive program to preserve the historical, archaeological and cultural resources of our nation, commonly referred to as Section 106 (now found at 54 USC 306108). Section 106 of NHPA requires federal agencies to consider the effect that their undertaking has on the projects they carry out, approve or fund. The State Historic Preservation Office (SHPO) is the agency mandated to ensure Section 106 compliance. To initiate a Section 106 Review, submit a Section 106 Project Information Form to SHPO. Instructions for completing and submitting the form are found at <https://dnr.mo.gov/shpo/sectionrev.htm>. The form is a fillable PDF requiring Adobe Acrobat

The Section 106 Project Information Form can be found by clicking the link provided at <https://dnr.mo.gov/shpo/sectionrev.htm>.

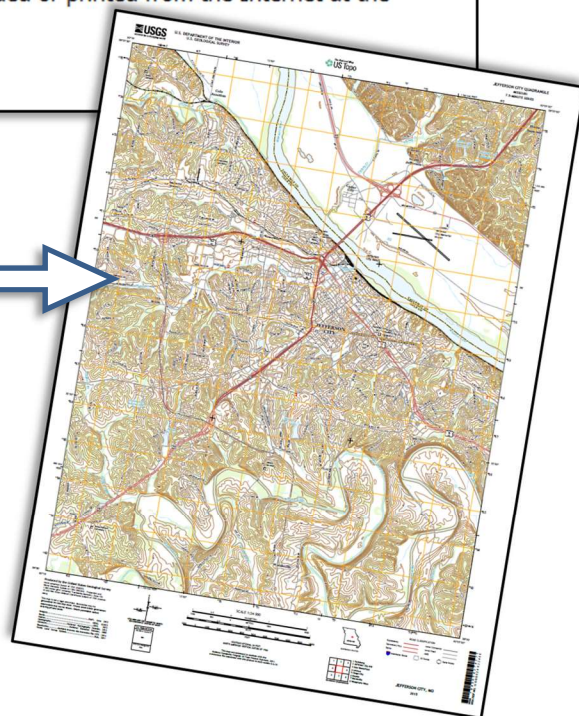
Reader, available as a free download from <https://get.adobe.com/reader/>. You will also be required to submit a 7.5 minute quadrangle map of the site, project plans and photos of any existing structures. To find quadrangle maps, visit the U.S. Geological Survey's National Map website at <https://viewer.nationalmap.gov/basic/>.

The following materials are provided to facilitate the successful completion of the 106 process:

- **Section 106 Project Information Form, MO 780-1027** for completion by applicant – normally a federal agency or its agent/consultant – initiating Section 106 process;
- **USGS 7.5 minute topographic maps** may be ordered, downloaded or printed from the Internet at the following locations:
 - the Department's Missouri Geological Survey or
 - the United States Geological Survey

A screenshot of the 'SECTION 106 PROJECT INFORMATION FORM' from the Missouri Department of Natural Resources. The form includes fields for project name, location, and a detailed description of the project area. It also has a section for project objectives and a signature line for the project manager.

Complete and submit the form, along with required supporting documentation, to the State Historic Preservation Office at the address listed on the form.



If the information you provided is sufficient to make a determination, SHPO will send you a Cultural Resource Assessment that will indicate that no historic properties will be affected. Indicate this on the NEPA Determination Form and attach a copy of the Cultural Resource Assessment to the form. If the information you submitted is not sufficient to make a determination, SHPO will send you a letter requesting additional information or may require that a cultural or archaeology survey be conducted by a professional archaeologist or architectural historian. Coordinate with SHPO on the requirements of the survey and completing a Section 106 Survey Memo Form. Once the survey has been completed and reviewed by SHPO, indicate the determination results from the survey and attach the concurrence letter from SHPO. If your project has an adverse effect determination, further consultation between SHPO, GMS and FHWA is required. A Memorandum of Agreement (MOA) between your organization and SHPO may be required, outlining avoidance measures. Attach a copy of any coordination correspondence, including a MOA if required, to the form. List any commitments required by SHPO for avoiding resource damage or, if avoidance measures are outlined in a MOA, indicate, "See attached MOA" in the space provided. The Section 106 Review must be satisfactorily completed before the NEPA Determination Form can be approved, which means that an effect determination must be made and a MOA executed (if necessary).

Threatened and Endangered Species

The Endangered Species Act (ESA) requires that federal agencies, in consultation with the U.S. Fish and Wildlife Service (USFWS), ensure that any actions they fund, authorize, or carry out will not jeopardize the continued existence of federally-listed threatened or endangered (T&E) species or destroy or adversely modify designated habitat critical to those species. For the ESA, the following effect determinations are made: "No Effect," "May Affect, Not Likely to Adversely Affect," and "May Affect, Likely to Adversely Affect." To evaluate the project's impact to federally-listed T&E species or their habitat, use the USFWS's Information for Planning and Conservation (IPaC) search tool to request an official species list of T&E species and the presence of critical habitat that should be considered when evaluating the potential impacts of your project. The IPaC search tool can be found at <https://ecos.fws.gov/ipac/>, and will require you to create a free account, enter information about your project and delineate your project's boundaries on an online map. You will need to request an Official Species List, which will be generated automatically as a PDF and will require you to download it from the website. Attach a copy of the official species list to the NEPA Determination Form. The screenshots below outline the steps to take to generate your project site's T&E species list.

The image displays two screenshots of the IPaC (Information for Planning and Consultation) web application. The top screenshot shows the main landing page with the USFWS logo and the text "IPaC is a project planning tool which streamlines the USFWS environmental review process". A blue callout box points to the "GET STARTED" button, stating: "After clicking the 'Get Started' button, enter your project's location on the map." The bottom screenshot shows the "1 Find location" step of the process. It includes a search bar with the placeholder "Find a place" and options to "UPLOAD SHAPE FILE" or "SELECT BY STATE OR COUNTY". A second blue callout box points to the "Define area" step, stating: "Click on 'Define area' next to create an aerial map that delineates your environmental review area." The right side of the bottom screenshot shows a map of North America with various locations marked.

The Information for Planning and Conservation (IPaC) search tool to generate an official T&E species list can be found at <https://ecos.fws.gov/ipac/>.

After clicking the "Get Started" button, enter your project's location on the map.

Click on "Define area" next to create an aerial map that delineates your environmental review area.

1 Find location

2 Define area

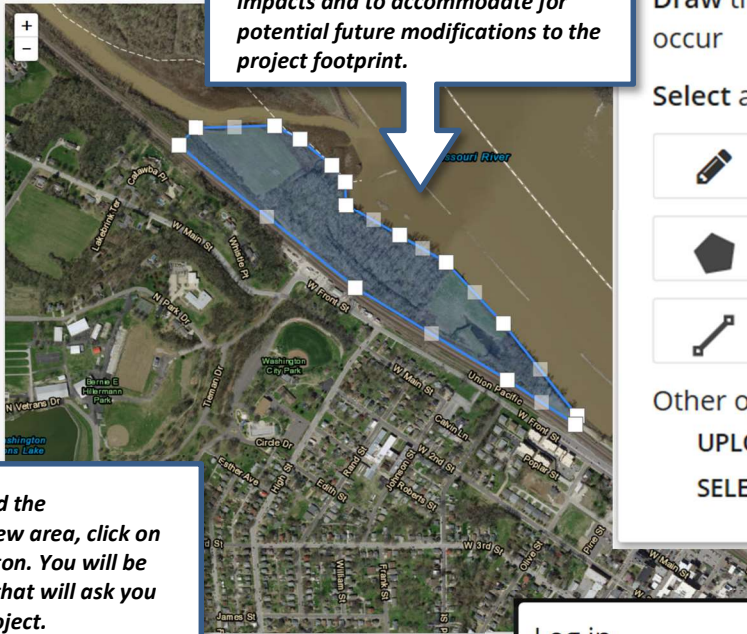
3 Confirm

Verify the area where project activities will occur

AREA: 30.49 acres

[CONTINUE](#)

[START OVER](#)



Remember to define the review area sufficiently large enough to account for any direct or indirect resource impacts and to accommodate for potential future modifications to the project footprint.

2 Define area

Draw the area where activities will occur

Select a drawing tool

SKETCH

POLYGON

LINE

Other options:

[UPLOAD SHAPE FILE](#)

[SELECT BY STATE OR COUNTY](#)

Once you've defined the environmental review area, click on the "Continue" button. You will be directed to a page that will ask you to describe your project.

Explore location

LOCAL OFFICE COLUMBIA ESFO

Resources

ENDANGERED SPECIES	4
MIGRATORY BIRDS	24
FACILITIES	!
WETLANDS	!

[PRINT RESOURCE LIST](#)

What's next?

Define a project at this location to evaluate potential impacts, get an official species list, and make species determinations.

[DEFINE PROJECT](#)

Endangered species

Listed species are managed by the U.S. Fish and Wildlife Service. Additional information on endangered species is available at the U.S. Fish and Wildlife Service website.

[THUMBNAILS](#) [LIST](#)

Fishes



Pallid Sturgeon
Scaphirhynchus albus

After clicking the "Define Project" button, a pop-up window will ask you to log in or create an IPaC account. This step will need to be completed in order for the site to generate an official species list for your project location.

Log in

GOOGLE LOGIN

You can use your Google or Bison profile as your IPaC account. You will need to allow IPaC to read your basic profile information.

[LOG IN WITH GOOGLE](#)

[LOG IN WITH BISON CONNECT](#)

OR

IPaC LOGIN

Email

Password

[Forgot password?](#)

[LOG IN](#)

[Create an account](#)

IPaC is monitored to collect general usage statistics, and for troubleshooting purposes. You can opt out of this tracking at any time.

After you've created an account or logged in, a second pop-up window will ask you to provide a project title and project description. After entering the information, click the "Save" button.

Define project

Define a project at this location to evaluate potential impacts, get an official species list, and make species determinations.

Project name

Project description

Describe the location, size, scope, and timing of this project.

OPTIONAL

[SAVE](#)

[CANCEL](#)

IPaC Information for Planning and Consultation

MY PROJECTS

U.S. Fish & Wildlife Service

DAWN FREDRICKSON

Phase II - Rotary Riverfront Trail, Washington, MO Franklin

County, Missouri

PROJECT HOME

REGULATORY REVIEW

LOCAL OFFICE COLUMBIA ESFO

Phase II - Rotary Riverfront Trail, Washington, MO

Phase II of the Rotary Riverfront trail would be to extend an existing trail by constructing one mile of 12' wide asphalt trail paralleling the Missouri River and meandering through bottomland forest, traversing around wetlands. The parcel on which the trail will be built total approx. 42 acres. The City of Washington has

LOCATION Franklin County, Missouri

CREATED May 22, 2017

What's next?

ENDANGERED SPECIES REVIEW

Review this project's effect on listed species pursuant to the Endangered Species Act, as part of the overall regulatory review.

START REVIEW

SPECIES LIST

Requesting an official species list is now part of IPaC's endangered species review.

REQUEST SPECIES LIST

After clicking "Save," you will be directed to a page that provides an overview of the information you've entered. Click on the "Start Review" button.

In the pop-up window, click on "Yes, request a species list."

Endangered species review

< BACK EXIT REVIEW

- 1 Request an official species list
- 2 Evaluate determination keys
- 3 Make effect determinations

Step 1: Request an official species list

An official species list is a letter from the local U.S. Fish and Wildlife Service office with information that assists in the evaluation of potential impacts of this project. It includes a list of species that should be considered under [Section 7](#) of the Endangered Species Act, a project tracking number, and other pertinent information from the local office.

Does this project require an official species list?

Federal agencies are required to "request of the Secretary of Interior information whether any species which is listed or proposed to be listed may be present in the area of a proposed action" ([Section 7](#) of the Endangered Species Act).

This requirement applies to projects that are conducted, permitted, funded, or licensed by any Federal agency.

YES, REQUEST A SPECIES LIST SKIP / DOES NOT APPLY

Lead agency

The agency responsible for conducting, permitting, or licensing this action.

☐ Use my contact agency / organization above

Agency / organization type

Federal agency

Department

Department Of Transportation (DOT)

Agency

Federal Highway Administration (FHWA)

Classification

For internal reporting, help us classify the type of this project.

Recreation Construction / Maintenance

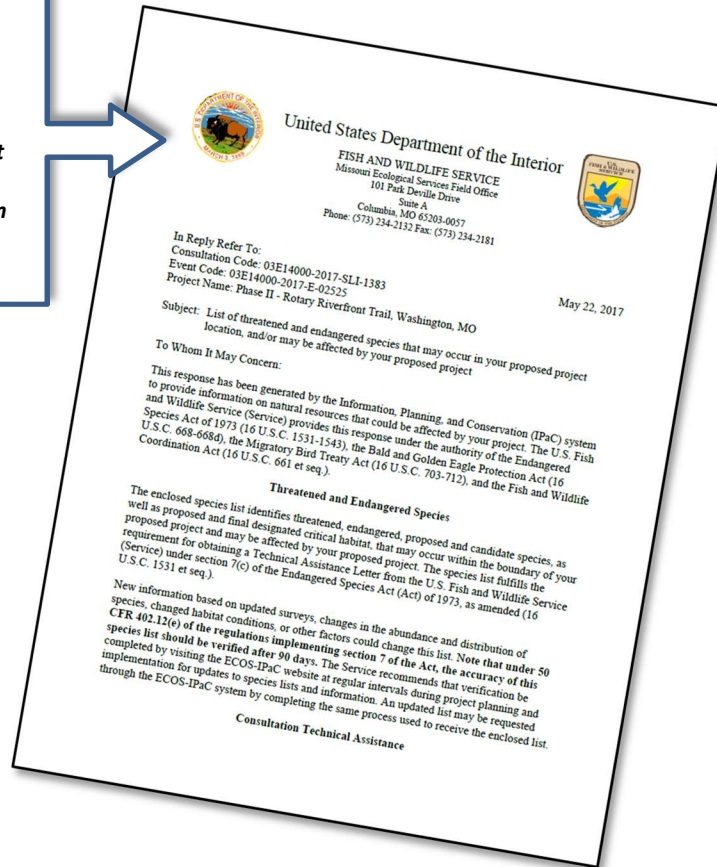
I understand that I am providing this information so an official species list can be generated, based on data provided by my local U.S. Fish and Wildlife Service office for the project area that I entered.

The following authorizes the collection of the above information (5 U.S.C. 301; the Federal Records Act, 44 U.S.C. 3101; Homeland Security Act of 2002; Public Law 107-296, 6 U.S.C. 121; and Executive Order 9373) and will be maintained in accordance with the Privacy Act (5 U.S.C. 552a).

SUBMIT OFFICIAL SPECIES LIST REQUEST

At the top of the pop-up window, enter your contact information. Under "Lead agency" at the bottom of the pop-window, click on the drop-down menu under "Agency/organization type" and select "Federal agency." In the drop-down menu under "Department," select "Department of Transportation." In the drop-down menu under "Agency," select "Federal Highway Administration." In the drop-down menu under "Classification," select "Recreation Construction/Maintenance." Click on the "Submit Official Species List Request" button.

After a few moments, the IPaC site will generate a PDF of an official species list for your project area. You will need to download, then print and submit the list along with the NEPA Determination Form.



United States Department of the Interior
FISH AND WILDLIFE SERVICE
Missouri Ecological Services Field Office
101 Park Deville Drive
Suite A
Columbia, MO 65203-0057
Phone: (573) 234-2132 Fax: (573) 234-2181

In Reply Refer To:
Consultation Code: 03E14000-2017-SLI-1383
Event Code: 03E14000-2017-E-02525
Project Name: Phase II - Rotary Riverfront Trail, Washington, MO

May 22, 2017

Subject: List of threatened and endangered species that may occur in your proposed project location, and/or may be affected by your proposed project

To Whom It May Concern:

This response has been generated by the Information, Planning, and Conservation (IPaC) system to provide information on natural resources that could be affected by your project. The U.S. Fish and Wildlife Service (Service) provides this response under the authority of the Endangered Species Act of 1973 (16 U.S.C. 1531-1543), the Bald and Golden Eagle Protection Act (16 U.S.C. 668-668d), the Migratory Bird Treaty Act (16 U.S.C. 703-712), and the Fish and Wildlife Coordination Act (16 U.S.C. 661 et seq.).

Threatened and Endangered Species

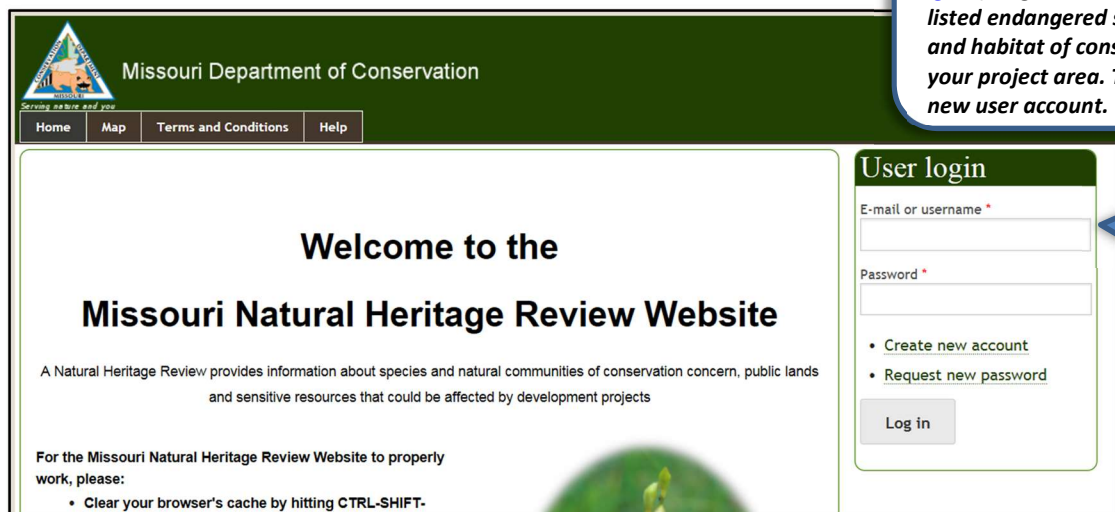
The enclosed species list identifies threatened, endangered, proposed and candidate species, as well as proposed and final designated critical habitat, that may occur within the boundary of your proposed project and may be affected by your proposed project. The species list fulfills the requirement for obtaining a Technical Assistance Letter from the U.S. Fish and Wildlife Service (Service) under section 7(c) of the Endangered Species Act (Act) of 1973, as amended (16 U.S.C. 1531 et seq.).

New information based on updated surveys, changes in the abundance and distribution of species, changed habitat conditions, or other factors could change this list. Note that under 50 CFR 402.12(e) of the regulations implementing section 7 of the Act, the accuracy of this species list should be verified after 90 days. The Service recommends that verification be completed by visiting the ECOS-IPaC website at regular intervals during project planning and implementation for updates to species lists and information. An updated list may be requested through the ECOS-IPaC system by completing the same process used to receive the enclosed list.

Consultation Technical Assistance

In addition to determining your project's impact on federally listed T&E species, you must also determine its impact on state-listed endangered species or species and habitats of conservation concern by entering your information into the Missouri Natural Heritage Review Website (<https://naturalheritagereview.mdc.mo.gov/>). You will need to follow the website's instructions for creating a user login and password, and for entering your project information and project boundary. The Missouri Department of Conservation (MDC) will email you a Natural Heritage Review Report, which must also be attached the NEPA Determination Form. The below screen shots outline the steps needed for this process.

Use the Missouri Natural Heritage Review Website (<https://naturalheritagereview.mdc.mo.gov/>) to generate a report of state-listed endangered species or species and habitat of conservation concern in your project area. To begin, create a new user account.



Missouri Department of Conservation

Home Map Terms and Conditions Help

Welcome to the Missouri Natural Heritage Review Website

A Natural Heritage Review provides information about species and natural communities of conservation concern, public lands and sensitive resources that could be affected by development projects

For the Missouri Natural Heritage Review Website to properly work, please:

- Clear your browser's cache by hitting CTRL-SHIFT-

User login

E-mail or username *

Password *

• [Create new account](#)

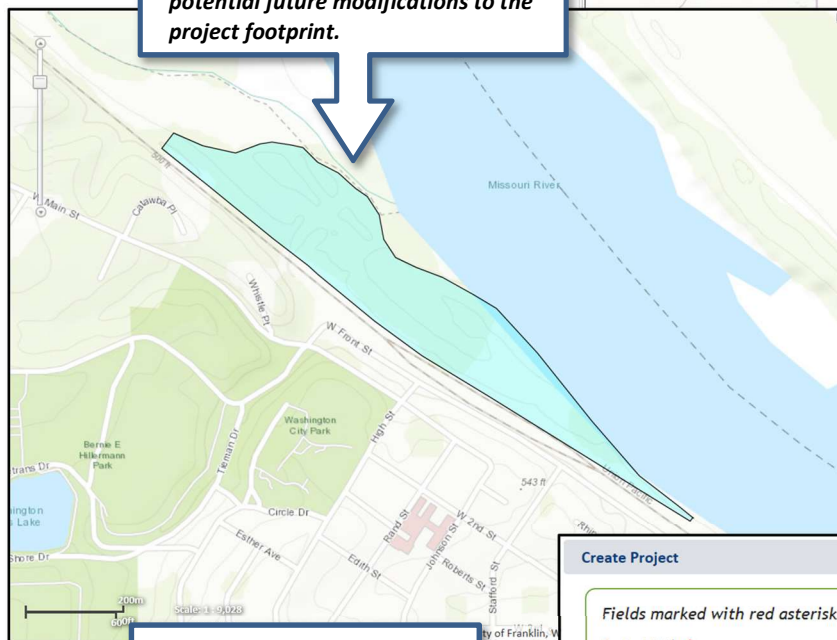
• [Request new password](#)

Log in

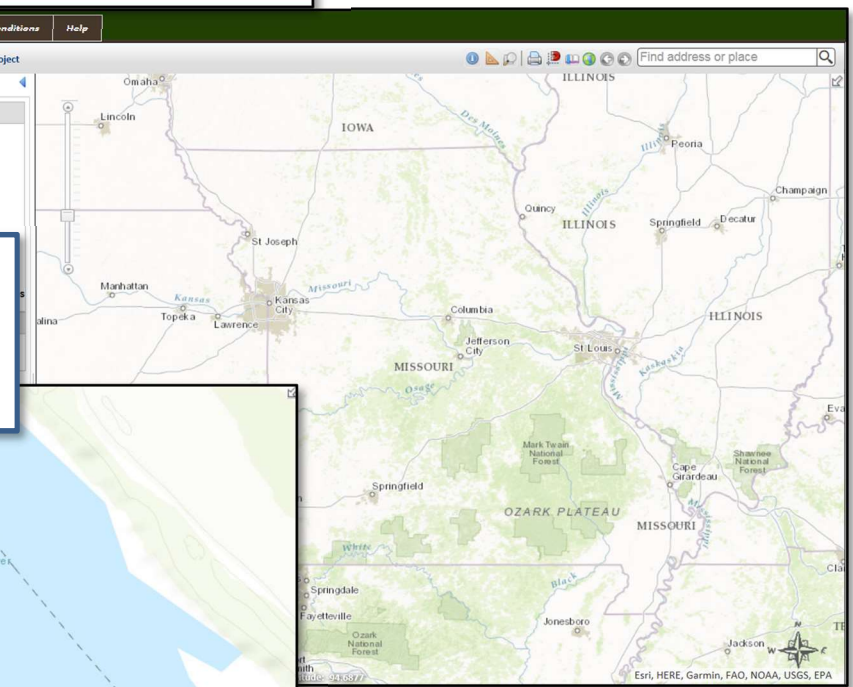


Click on the "Map" tab at the top of the page, then click "Create Project."

Remember to define the review area sufficiently large enough to account for any direct or indirect resource impacts and to accommodate for potential future modifications to the project footprint.



After clicking on the "Accept" button on your map, a pop-window will appear asking you to enter a project title and project description. Under "Project Type," click on the "Recreation" drop-down menu and then click on the "Trails and Trailheads" drop-down menu. Indicate whether your project is construction of new facilities or maintenance of existing facilities. Click on the "Submit" button.



Create Project

Fields marked with red asterisks are required fields.

Project Title *
Enter a descriptive and brief title for this project.

User Project Number(s)
Organization-specific project number(s) for user tracking purposes (optional)

Project Type *
Select only one Project Type per project

- ☒ Communication Antennas, Towers, Lines and other Structures, including Access Roads
- ☐ Confined Animal Feeding Operations
- ☒ Energy Storage, Production and Transfer
- ☒ Habitat Conservation and Restoration
- ☒ Hazardous Waste Clean-up, Site Remediation, and Reclamation
- ☒ In-stream / Riverine Activities and Projects
- ☒ Mining
- ☒ Recreation
- ☐ Residential, Commercial and Governmental Building Development
- ☒ Transportation
- ☒ Waste Transfer, Treatment, and Disposal

Phase II - Rotary Riverfront Trail

[View](#)[Edit/View Shape](#)[Generate Report](#)

Project Review Results

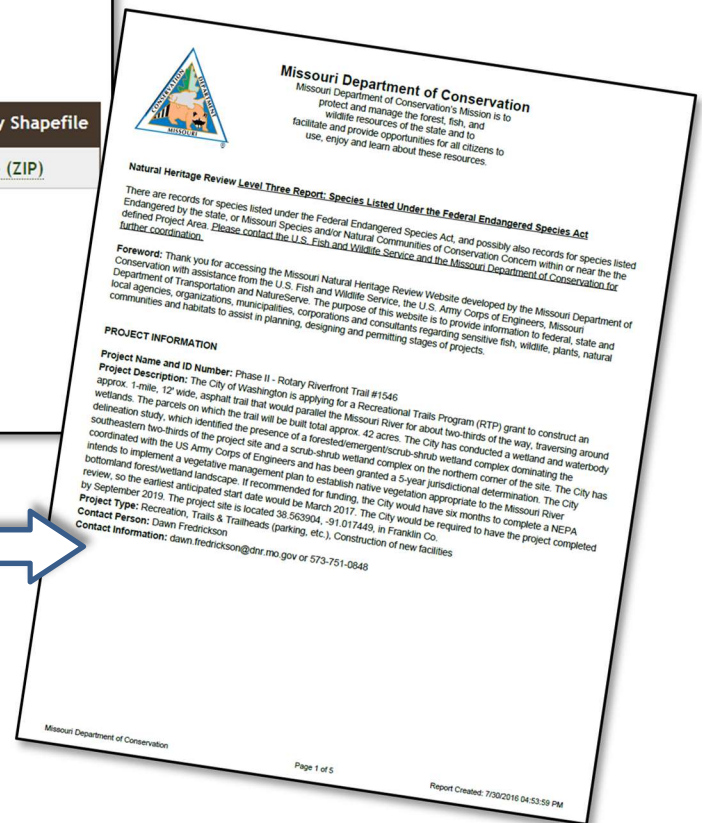
Revision date	Report Status	Report File	Boundary Shapefile
7/30/2016 04:52:26 PM	Generated	Project Report (PDF)	Shapefile (ZIP)

Submitted by dawn.fredrickson_348 on Sat, 07/30/2016 - 16:51
Project ID: 1546

Project Type:

- Recreation
 - Trails & Trailheads (parking, etc.)
 - Construct

After a few moments, the Natural Heritage Review site will generate a PDF of a project report for your project area. You will need to download, then print and submit the report along with the NEPA Determination Form.



After a review of the species and habitats listed on the Official Species List and Natural Heritage Report that have potential to be located in your project area, you must conduct an evaluation to determine if your project may impact those species or their habitats. It is highly recommended that you hire a professional environmental consultant to conduct the evaluation. You must indicate on the NEPA Determination Form whether or not impacts are anticipated and you must summarize your project impacts, for each species listed.

- If impacts are anticipated, you will need to describe what activities will likely cause impact and to what extent.
 - For instance, if your project will require tree removal, please indicate the magnitude of the tree removal (i.e., acreage or number of trees) and the time of year for tree-clearing.
 - Make sure the location and anticipated footprint of tree removal is identified on your Environmental Review Area Map.
 - Attach photos of the trees so that bark characteristics of the main trunk and large branches, along with any cavities, are clearly illustrated.
 - If your project requires the renovation or replacement of a bridge, attach photos of the undersides of the bridge illustrating any bird nests or unusual staining on the substructure or underside of the decking.
- You must then describe any commitments you will undertake to avoid and minimize any potential impact to listed species.
- If no impacts are anticipated for a particular species, you will need to provide reasons why none are anticipated, such as, "This project does not involve any tree clearing, so there will be no effects on summer roosting habitat for listed bat species;" or "This project does not impact any aquatic habitats so there will be no effects on listed fish or mussel species;" or "This project does not impact the Missouri or Mississippi rivers so there will be no effects on pallid sturgeon."

If the project "may affect" threatened and endangered species, GMS staff will review the information you provide and work with FHWA to internally consult with USFWS for concurrence with a "May Affect, Not Likely to Adversely Affect" determination. Once the USFWS concurrence letter is received, GMS will summarize any commitments required by the USFWS to be incorporated in your project and will attach them to the NEPA Determination Form, and will provide you a copy. If there is a "May Affect, Likely to Adversely Affect" determination made, a Biological Assessment will then need to be prepared and formal consultation with the USFWS, through FHWA and DNR, will need to occur. GMS staff will contact you if this latter instance

transpires. Coordination with the USFWS must be completed for projects having anything other than a “no effect” determination, before the NEPA Determination Form is approved.

Section 6(f)(3) Lands

Parks or other lands that were funded by the Land and Water Conservation Fund (LWCF) are federally protected in perpetuity under Section 6(f)(3) of the Land and Water Conservation Fund Act. For assistance in determining if your project is located on 6(f)(3)-protected property, contact GMS staff. If it is determined that your project is located on property protected under Section 6(f)(3), GMS staff will review your project to determine if negative impacts will result from your project and what measures you will be required to take to avoid or mitigate resource impacts. Attach a copy of GMS’ determination letter to the NEPA Determination Form and include any commitment requirements from the letter in the space provided in question 17.

Impacts to Jurisdictional Waters

Section 404 of the Clean Water Act (CWA) regulates the discharge of dredged or fill material into jurisdictional waters of the United States. Jurisdictional waters include large lakes, rivers, streams and wetlands, including those that don't always contain water. Activities in jurisdictional waters of the United States regulated under this program include fill for development, water resource projects (such as dams and levees), and infrastructure development. Some specific examples of construction activities that would require permitting include placing culverts under road crossings, placing rip rap along stream banks and installing stormwater outfall pipes. Section 404 requires a federal permit before dredged or fill material may be discharged into waters of the United States, unless the activity is exempt from Section 404 regulation (e.g. certain farming and forestry activities). A state-issued 401 Water Quality Certification (401 Certification) is also needed for any project that needs a federal 404 Permit. The permitting and certification process is shared between the U.S. Army Corps of Engineers (USACE) and the Missouri Department of Natural Resources (DNR).

In order to determine if your project will require a 404 Permit and a 401 Certification, you will need to establish if any of the following are in your environmental review area:

- Creek or stream channel (even if the bed is currently dry)
- Lake
- River
- Drainage ditch
- Wetlands – if you’re unsure if your project contains wetlands, look for these indicators: an area that often has standing water; a low spot that holds water for several days after it rains; the water table in the area is not far from the surface; the area is near a river, lake or pond; or the area contains plants more typical of a wetland, such as cattails, rushes and sedges. A useful tool for identifying potential wetlands is the Wetlands Mapper, provided through the National Wetlands Inventory (<https://www.fws.gov/wetlands/Data/Mapper.html>).

If any of the above conditions exist within your project area, then you will need to determine if your project has the potential to impact any jurisdictional water. Project sponsors are strongly encouraged to hire or consult with a professional who is qualified to identify wetlands and other jurisdictional waters to determine if the project will have an impact on those resources. Many activities involving relatively minor impacts are authorized under Nationwide Permits, or NWP. To find out if your project falls under a NWP, you will need to contact the USACE District Office that oversees the district in which your project is located. A map of Missouri’s USACE districts is available here: https://www.mvm.usace.army.mil/Portals/51/docs/regulatory/Boundary%20Maps/Missouri_regulatory_offices.pdf. The USACE will indicate whether your project is covered under a NWP or if you will be required to complete an individual 404 permit application (<http://www.usace.army.mil/Missions/Civil-Works/Regulatory-Program-and-Permits/Obtain-a-Permit/>). The USACE will then send you a letter authorizing your project under a particular permit, and will send a copy of your letter to DNR. If the USACE’s letter to you indicates that DNR has “conditionally certified” your activity and the letter includes DNR’s conditions, you will not need to contact DNR for further certification. If the USACE’s letter to you indicates that you must obtain an individual 401 certification, please follow the instructions for submitting your application materials to DNR, which can be found at <http://dnr.mo.gov/env/wpp/401/index.html>.

If the USACE and/or DNR determine that there will be impacts to jurisdictional waters and/or wetlands, please indicate on the NEPA Determination Form the extent of the impact (i.e., acreage of non-wetland jurisdictional waters impacted, acreage of wetland jurisdictional waters impacted). Indicate the 404/401 permit type that is anticipated or has been acquired and any conditions of the 404/401 permit. If the permit is not yet in-hand, include a commitment to follow the conditions of the permit. Submit a copy of the permit to GMS, once obtained.

Water Quality Impacts

The Clean Water Act (CWA) also established the National Pollutant Discharge Elimination System (NPDES), which is a permitting program that addresses water pollution by regulating point sources that discharge pollutants to waters of the United States. The Environmental Protection Agency (EPA) has authorized the NPDES permit program to state governments to perform many

permitting, administrative, and enforcement aspects of the program. DNR is the regulatory agency that administers the NPDES permit program in Missouri. DNR requires a Land Disturbance Permit for projects that disturb one or more acres or disturb less than one acre when part of a larger common plan of development that will disturb a cumulative total of one or more acres over the life of the project. A permit must be obtained prior to starting land disturbance activities, if your project will disturb an acre or more. For your convenience, DNR has created the ePermitting system to allow you to apply for your Land Disturbance Permit online (<http://dnr.mo.gov/env/wpp/epermit/help.htm>). To log onto ePermitting, you must enter through DNR's Citizen Application Gateway System (<http://dnr.mo.gov/modnrcag/>). To assist you in the process of applying for a land disturbance permit, a series of YouTube video tutorials have been developed that walk you through the ePermitting process.

Project sponsors are encouraged to contact the ePermitting Section at DNR for assistance in completing the Land Disturbance ePermitting process. Links to the website are available here:
<https://dnr.mo.gov/env/wpp/epermit/help.htm>.

ePermitting Technical Customer Assistance Information:

For technical or non technical assistance regarding ePermitting, contact ePermitting Technical Customer Assistance at 573-526-2082 or 855-789-3889 or by **email** during regular business hours.

Begin the ePermitting process by logging into the Citizens Application Gateway website at
<http://dnr.mo.gov/modnrcag/>.



State of Missouri
Citizens Application Gateway

NOTICE TO USERS
This is a State of Missouri computer system and is the property of the same. It is for authorized use only. Users (authorized or unauthorized) have no explicit or implicit expectation of privacy. Any or all uses of this system and all files on this system may be intercepted, monitored, recorded, copied, audited, inspected, and disclosed to authorized State and law enforcement personnel, as well as authorized officials of other agencies. By using this system, the user consents to such interception, monitoring, recording, copying, auditing, inspection, and disclosure at the discretion of authorized personnel. Unauthorized or improper use of this system may result in administrative disciplinary action and civil and criminal penalties. By continuing to use this system you indicate your awareness of and consent to these terms and conditions of use. Do not continue to use this system if you do not agree to the conditions stated in this warning.

[Login](#)

[Request User Account](#)
[Forgot your Password?](#)

 Missouri Department of Natural Resources
P. O. Box 176, Jefferson City, MO 65102
1-800-361-4827 / (573) 751-3443
E-mail: contact@dnr.mo.gov

 Missouri Department of Agriculture
Land Survey Program
P. O. Box 937, Rolla, MO 65402-0937
(573) 368-2300
E-mail: landsurv@mda.mo.gov

On the NEPA Determination Form, indicate if your project will disturb one acre or more. Indicate if there are any of the following within the environmental review area: wells, sinkholes, sensitive streams, springs or caves. Describe how your project may impact these areas. If no impacts are anticipated, indicate how you made that determination. If your project will disturb an acre or more and you've applied for a land disturbance permit, list the conditions of the permit or, if the permit is not yet in-hand, include a commitment to obtain the permit prior to construction and to follow the conditions of the permit. Submit a copy of the permit to GMS, once obtained.

Floodplain Impacts

Communities (cities, counties or states) participating in the National Flood Insurance Program (NFIP) are required to regulate construction in the floodplain. Communities accomplish this by requiring permits for development in special flood hazard areas. Additionally, the Federal Emergency Management Agency (FEMA) has mandated that any project in a floodplain must be reviewed to determine if the project will increase flood heights. FEMA defines a floodplain as any land area susceptible to being inundated by water. The 100-year flood, or a flood with a one percent annual chance of being equaled or exceeded in a given year, has been adopted by FEMA as the base (regulatory) flood for the NFIP. The water surface elevation of the base flood is known as the base flood elevation. A special flood hazard area is land in the floodplain inundated by the 100-year flood and is commonly referred to as the "100-year floodplain." A floodplain development permit is required for any construction in a special flood hazard area. Special flood hazard areas are typically shown as "A zones" on flood insurance maps.

Air quality standards also regulate open burning. Open burning of tree trunks, tree limbs and vegetation from land clearing operations is allowed without a permit if the burning takes place outside the city limits of any incorporated area or municipality and at least 200 yards from the nearest inhabited dwelling. Local jurisdictions (i.e., municipalities, counties, etc.) may have additional restrictions on open burning. Prior to conducting any open burning, the project sponsor should contact the city or county of jurisdiction for any local restrictions or required permits. The open burning of certain trade wastes, primarily untreated wood wastes such as pallets or crates, throughout the state, and vegetation from land clearing operations in the Springfield-Greene County area and the Kansas City and St. Louis Metropolitan areas, may be permitted when it can be shown that open burning is the only feasible method of disposal or that disposal is in the public interest. In a nonattainment area, a permit may be denied, revoked, or suspended when conditions exist where burning would be considered detrimental to air quality standards. The open burning permit may require the project sponsor to use an air curtain destructor. An air curtain destructor is an air pollution control device designed to increase burning efficiency, reducing air contaminant emissions during open burning. Permit applications are available at <http://dnr.mo.gov/forms/780-1941-f.pdf> or any regional or local agency office. If your project may require open burning of vegetative waste from land clearing, you will need to indicate on the NEPA Determination Form any permits that may be required. If a permit is required, and it is already obtained, attach a copy. List the commitments required by the permit or, if the permit is not yet in-hand, include a commitment to obtain the permit prior to construction and to follow the conditions of the permit.

Hazardous Waste

Hazardous waste is waste that poses substantial or potential threats to public health or the environment. A site assessment of your project area must be completed to determine the presence of hazardous waste materials on-site or adjacent to the project boundaries. Project sponsors are strongly encouraged to consult a professional who is qualified to identify hazardous substances or determine the likelihood of their being present in and around the project site, especially if previous land uses at or near the project site were industrial or commercial in nature. Key indicators that may indicate the presence of hazardous waste include stained or discolored soil; dead or dying vegetation; drums or containers containing unknown substances; or piles of waste materials that include batteries or transformers. Additionally, if your project requires the renovation or demolition of a structure that was built before 1976, it may contain asbestos or lead-based paint.

To assist you with determining the potential for hazardous substances at or adjacent to your project site, DNR has provided Missouri E-START, an online map of hazardous waste and petroleum storage sites (http://www.dnr.mo.gov/ESTARTMAP/map/init_map.action#). Once you've identified the location of your project area on the map, print off a copy of the map and submit it with the NEPA Determination Form. On the NEPA Determination Form, indicate

Use the Department of Natural Resources' Missouri E-START website to determine if there are hazardous waste sites in your project area
http://www.dnr.mo.gov/ESTARTMAP/map/init_map.action#.

Zoom into your project area and "Hazardous Substance Investigation" and "Regulated Petroleum and Hazardous Storage Tank Facilities" to generate an aerial map of hazardous waste sites in or near your project area. Print off a copy of the aerial map.

if there are any known hazardous waste sites in the environmental review area and whether or not your project will impact any of these sites. If there will be impacts, provide a description of what those impacts will be. If potential hazardous materials are encountered during construction activities at the project site, all work must cease immediately until a hazardous materials expert has reviewed the location and completed any necessary coordination and remediation. In the event hazardous materials are encountered, you must immediately contact the DNR Regional Office in your area (<https://dnr.mo.gov/regions/>) as well as GMS staff. By marking the box next to the commitment statement on the NEPA Determination Form (Question 43), you are agreeing to comply with this requirement. All project sponsors must check this box, regardless of whether or not hazardous materials are suspected of being present within the environmental review area.

If you suspect that your project site may have contaminants, DNR's Hazardous Waste Program offers a Brownfields/Voluntary Cleanup Program (BVCP) under a cooperative agreement with the EPA to conduct brownfield assessments of properties for public entities such as cities, counties and quasi-governmental entities, as well as for not-for-profit organizations. The assessment program provides funding and technical assistance to help communities assess properties for the presence of hazardous substances. For more information about the BVCP or to apply for a site assessment, visit <https://dnr.mo.gov/env/hwp/bvcp/hwvpvc.htm>.

Ozark National Scenic Riverways

Ozark National Scenic Riverways (ONSR), managed by the National Park Service (NPS), protects 134 miles of the Current and Jacks Fork rivers in Shannon, Carter, Dent and Texas counties. The establishment of the Ozark National Scenic Riverways authorized the Secretary of the Department of the Interior to acquire interest, including scenic easements, on private land within the boundary of the Riverways. Scenic easements account for 9,257 acres within the ONSR, and are managed to maintain the natural environment and scenery for the benefit of the visiting public. Easements are designed to ensure that developments do not degrade the scenic and natural quality of private lands within the boundary of the Riverways. Scenic easements retain a 300 foot wide strip along the riverbanks that remains open to public use. If your project is within the scenic easement of the ONSR, contact FHWA and GMS immediately. Consultation between you, ONSR, FHWA and GMS staff is required before developing your project. On the NEPA Determination Form, describe the impacts your project will have and summarize the coordination with the NPS. List all environmental commitments required by the NPS.

Wild and Scenic Rivers

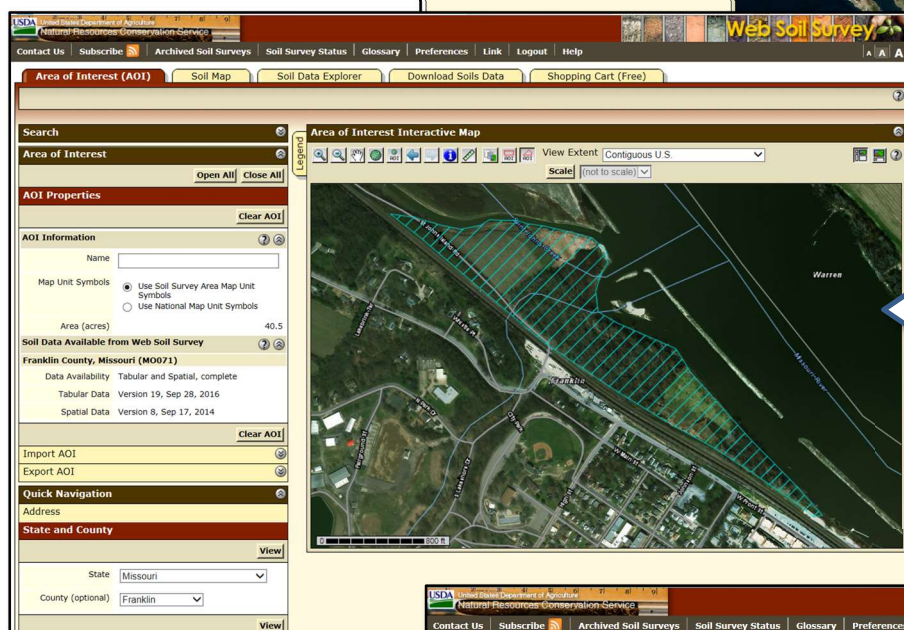
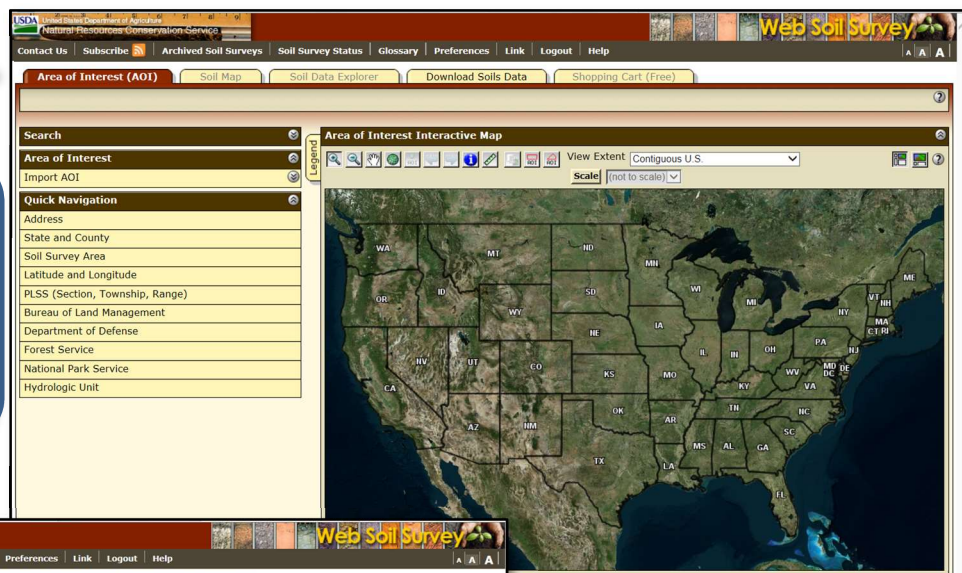
The National Wild and Scenic Rivers System was created by Congress in 1968 to preserve certain rivers with outstanding natural, cultural and recreational values in a free-flowing condition for the enjoyment of present and future generations. A 44.4-mile section of the Eleven Point River in Oregon and Ripley counties is designated a Wild and Scenic River. About half the lands within the Eleven Point Scenic River are private lands, while the remainder of the area is managed by the U.S. Forest Service (USFS). The private lands along the Scenic River are protected by the USFS under scenic easements to ensure protection of their scenic values and natural resources. If your project is within the scenic easement of the Eleven Point River, contact FHWA and GMS immediately. Consultation between you, USFS, FHWA and GMS staff is required before developing your project. On the NEPA Determination Form, describe the impacts your project will have and summarize the coordination with the USFS. List all environmental commitments required by the USFS.

Farmlands

In 1980, the Council on Environmental Quality directed that federal agencies must assess the effects of their actions on farmland soils classified by the Natural Resources Conservation Service (NRCS) as prime or unique. Because of this directive and the fact that your project will be receiving federal funding assistance, you will need to determine if the project will impact prime or unique farmland. Prime farmland is defined as soil that produces general crops such as common foods, forage, fiber, and oil seed. Unique farmland produces specialty crops such as fruits, vegetables, and nuts. To determine if your project site will be converting prime or unique farmland, use the NRCS' Web Soil Survey (<https://websoilsurvey.sc.egov.usda.gov/App/WebSoilSurvey.aspx>). The below screen shots outline the process for developing a soil survey of your project area.

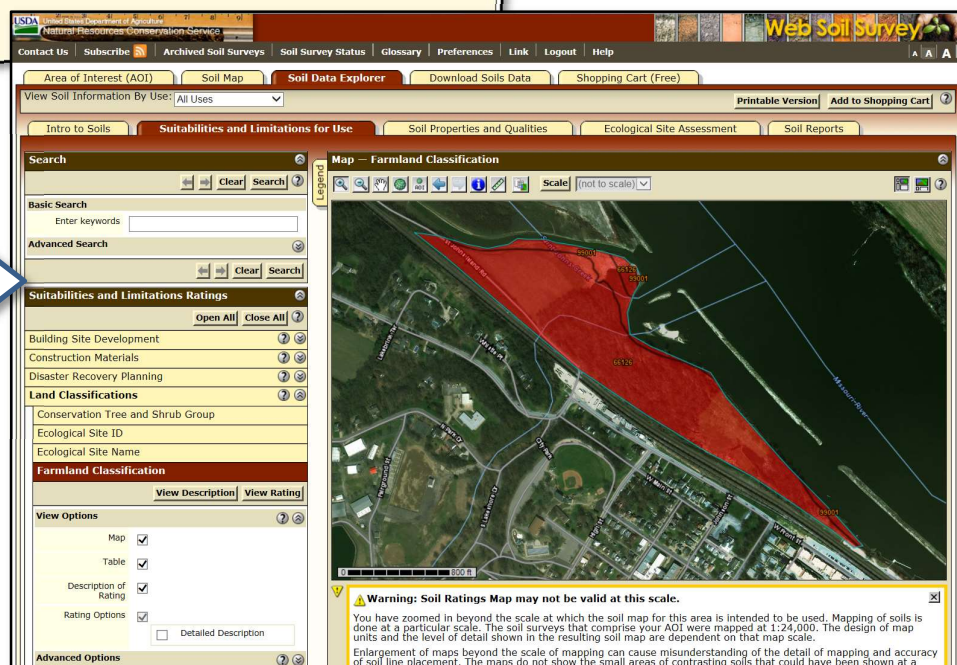
If the soil survey indicates that your project will impact prime or unique farmland, you will need to complete parts I and III of the Farmland Conversion Impact Rating Form (http://www.nrcs.usda.gov/Internet/FSE_DOCUMENTS/stelprdb1045394.pdf) and submit the form to your local NRCS field office (<http://www.nrcs.usda.gov/wps/portal/nrcs/main/mo/contact/>). Coordinate completion of the form with the NRCS to determine if impacts generate a score of 160 or higher. Attach a copy of the soil survey and, if your project will be impacting prime or unique farmland, attach the completed Farmland Conversion Impact Rating Form to the NEPA Determination Form. If the impact rating score is 160 or higher, coordinate with GMS, FHWA and NRCS regarding what measures should be taken to minimize the impacts. List those measures in the commitment section on the NEPA Determination Form. If there are no impacts to prime or unique farmland or the score on the Farmland Impact Rating Form is less than 160, then no commitment statement is necessary.

To determine if your project site will be converting prime or unique farmland, use the NRCS' Web Soil Survey (<https://websoilsurvey.sc.egov.usda.gov/App/WebSoilSurvey.aspx>). To begin, click on the "Area of Interest (AOI)" tab.



Use the AOI polygon drawing tool to indicate your project area. Remember to define the review area sufficiently large enough to account for any direct or indirect resource impacts and to accommodate for potential future modifications to the project footprint.

Click on the "Soil Data Explorer" tab at the top of the page. Then, click on the "Land Classification" drop-down menu. Select "Farmland Classification" and click on the "View Rating" button.



Land Classifications

Conservation Tree and Shrub Group
Ecological Site ID
Ecological Site Name
Farmland Classification

[View Description](#) [View Rating](#)

View Options

Map ☒
Table ☒
Description of Rating ☒
Rating Options ☒ ☐ Detailed Description

Advanced Options

[View Description](#) [View Rating](#)

Hydric Rating by Map Unit
Irrigated Capability Class
Irrigated Capability Subclass
National Commodity Crop Productivity Index v2
NH Forest Soil Group
Nonirrigated Capability Class
Nonirrigated Capability Subclass
Soil Taxonomy Classification

Land Management
Military Operations
Recreational Development
Sanitary Facilities
Vegetative Productivity
Waste Management
Water Management

Warning: Soil Ratings Map may not be valid at this scale.
You have zoomed in beyond the scale at which the soil map for this area is intended to be used. Mapping of soils is done at a particular scale. The soil surveys that comprise your AOI were mapped at 1:24,000. The design of map units and the level of detail shown in the resulting soil map are dependent on that map scale. Enlargement of maps beyond the scale of mapping can cause misunderstanding of the detail of mapping and accuracy of soil line placement. The maps do not show the small areas of contrasting soils that could have been shown at a more detailed scale.

Tables – Farmland Classification – Summary By Map Unit

Summary by Map Unit – Franklin County, Missouri (M0071)

Map unit symbol	Map unit name	Rating	Acres in AOI	Per
66126	Haynie-Treloar-Blake complex, 0 to 2 percent slopes, frequently flooded	Not prime farmland	36.3	
99001	Water	Not prime farmland	4.2	10.4%
Totals for Area of Interest			40.5	100.0%

Description – Farmland Classification
Farmland classification identifies map units as prime farmland, farmland of statewide importance, farmland of local importance, or unique farmland. It identifies the location and extent of the soils that are best suited to food, feed, fiber, forage, and oilseed crops. NRCS policy and procedures on prime and unique farmlands are published in the "Federal Register," Vol. 43, No. 21, January 31, 1978.

Rating Options – Farmland Classification
Aggregation Method: No Aggregation Necessary
Tie-break Rule: Lower

FOIA | Accessibility Statement | Privacy Policy | Non-Discrimination Statement | Information Quality | USA.gov | White House

Scroll down to view the soil survey rating to determine if your project area will be impacting prime farmland. If the soil survey indicates the existence of prime farmland, complete parts I and III of the Farmland Conversion Impact Rating Form (http://www.nrcs.usda.gov/Internet/FSE_DOCUMENTS/stelprdb1045394.pdf) and submit the form to your local NRCS field office. Attach a copy of the soil survey and Farmland Conversion Impact Rating Form to the NEPA Determination Form.

Environmental Justice

Presidential Executive Order 12898, "General Actions to Address Environmental Justice in Minority Populations and Low-Income Populations," requires all federal agencies to identify and address the disproportionately high or adverse human health or environmental effects of their programs and policies on minorities and low-income populations and communities. Because your project is receiving federal funding, you will need to determine if your project ensures environmental justice for all those who will be impacted by the project. According to the EPA, environmental justice is the fair treatment and meaningful involvement of all people, regardless of race, color, national origin, or income, with respect to the development, implementation, and enforcement of environmental laws, regulations, and policies. Fair treatment means that no group of people, including a racial, ethnic, or socioeconomic group, should bear a disproportionate share of the negative environmental consequences resulting from industrial, municipal, and commercial operations or the execution of federal, state, local, and tribal programs and policies.

Environmental justice pertains to minority populations and low-income populations. Low-income populations are those with household incomes at or below the Department of Health and Human Services poverty guidelines. Minority populations include the following five minority groups: Black, Hispanic or Latino, Asian American, American Indian and Alaskan Native, and Native Hawaiian or Other Pacific Islander. Use the U.S. Census Bureau's American Fact Finder search tool (<http://factfinder.census.gov/faces/nav/jsf/pages/index.xhtml>) to determine if your project area contains populations that meet the low-income or minority population standards. Determine if your project area contains higher than average concentrations of these populations when compared to the rest of the community or county in which your project is located. If it doesn't, indicate so on the NEPA Determination Form. If your project area does contain a higher than average concentration of low-income or minority populations, determine if your project will disproportionately impact these populations. An example of a disproportionate impact would be if a low-income residential neighborhood flanks one side of a trail project and an affluent neighborhood flanks another and the trail project provides access to residents of the affluent neighborhood but doesn't provide access to residents from the low-income neighborhood. If the project does not disproportionately impact low-income or minority populations, indicate so on the NEPA Determination Form. If the project does disproportionately impact these populations, describe those impacts and what efforts will be done to minimize the impacts. Also, describe any public outreach efforts that engaged the affected populations. Any commitments resulting from this should be stated in the space provided on the NEPA Determination Form.

Noise Impacts

The Noise Control Act of 1972 established a national policy to promote an environment for the public free from noise that jeopardizes their health and welfare. For non-motorized trail projects, there are no noise requirements. An important consideration in the development of motorized projects is the impact of noise on other recreationists, nearby homes and nearby businesses. For motorized projects, the project sponsor must determine if construction of the trail will introduce a

permanent noise source to a noise-sensitive area or move a noise source closer to a noise-sensitive area. The project sponsor must also engage in outreach efforts to determine if there are public concerns regarding noise impacts. If the project will introduce noise or move noise closer to a noise-sensitive area, or if there are concerns expressed by the public regarding negative impacts, a noise impact assessment must be conducted. Sponsors are strongly encouraged to hire or consult with a professional to conduct the assessment. On the NEPA Determination Form, describe the noise impacts of the project and list commitments that will be taken to minimize the impacts. These could include necessitating equipment requirements such as spark arrestors, mufflers or noise dissipative devices; implementing design features that absorb or decrease noise, such as using vegetation or terrain as natural sound barriers or constructing berms; and engaging in educational efforts, such as posting signs reminding users of trail etiquette.

Temporary Construction Impacts

Another important aspect to consider is if project construction will temporarily impact recreational use or access to the project area during the construction period. You will need to determine if construction activities will cause any restrictions of access to the existing trail system or area (such as a park, any private properties, roadways, parking lots, playgrounds, pathways or sidewalks) where the project is being constructed. If it is a new trail where there is a significant impact to the use of the area, check yes and describe the impacts and what measures will be/have been taken to minimize those impacts. If it is a new trail and there are no significant impacts to the use of the surrounding area, then check no. If it is a renovation project, an alternative route should be signed and created (if needed) so users can continue to use the surrounding area. In this instance, check the yes box and describe the impacts (such as, duration of access restriction) and what measures will be taken to minimize those impacts (detours, signage, etc.). Additionally, describe how the public has been or will be informed of project construction (i.e., public hearings or meetings, informational letters or fliers mailed to adjacent property owners, temporary signage, etc.). Attach copies of minutes from any public hearings or meetings, copies of informational letters or fliers, screenshots of web or Facebook pages, etc., demonstrating efforts to inform the public about the construction activities.

Permanent Impacts to Travel Patterns

Determine if the project will have a permanently negative affect on access to existing recreational facilities, private properties, parking facilities, roadways, pathways or sidewalks. If there will be any permanent negative access change as a result of the project, please describe those changes, what measures will be done to minimize impacts, and what outreach efforts you've initiated or will initiate to solicit public comment about the permanent impacts.

Public/Tribal Involvement

Describe public outreach completed and/or planned for the project, including any efforts you may have implemented as part of or prior to the application process. Include copies of any documentation demonstrating proof of public outreach, such as newspaper advertisements for public meetings or hearings, meeting minutes, letters, fliers, questionnaires or online surveys, screenshots of web or Facebook pages, etc. Indicate if there is known public controversy or opposition to the project. Typically, opposition to a project does not occur until the construction begins, in which case having well-documented public involvement shows that the public was given an opportunity to comment. Describe what efforts you've taken to address or mitigate public concerns about the project.

Certification of Responsible Person

A responsible official of the sponsor's agency or organization must sign and date this section certifying that the information in the form is correct and that the project sponsor will adhere to the commitments outlined in the form. By signing, the project sponsor also acknowledges that any change in project scope or commitments will require further review and coordination with GMS and FHWA staff before implementing those changes.

Once you've completed the NEPA Determination Form, submit the form and all determination documentation to GMS at the address listed on the form. GMS staff will review the form and attached documentation. GMS staff will then submit the form and documents to FHWA for their review. FHWA staff will review the form and documentation and, if staff concurs that the project qualifies as a CE, will sign the form indicating concurrence and return the form to GMS. If any other environmental determination is required, please contact GMS for further instructions. Upon receipt of FHWA's concurrence, a Notice to Proceed (NTP) letter will be sent to you authorizing you to begin the next phase of your project. The NTP letter will reiterate the environmental commitments you must implement to avoid or minimize impact to resources and any other requirements needed for a NTP for construction activities.

For projects that include the acquisition of real property or motorized equipment, or projects that permanently incorporate steel or iron products, you will be required to comply with additional federal requirements regarding the Uniform Act (outlined in Section III of this guide) and Buy America (outlined in in Section IV). For expediency's sake, it is strongly recommended you begin the compliance process for both concurrently with the NEPA review.

SECTION III. REAL PROPERTY ACQUISITION

Recreational Trails Program (RTP) legislation prohibits condemnation of any kind of interest in property; therefore, acquisition or lease of land or right-of-way easements on which to develop a trail project must be from a willing landowner. Additionally, acquisition of real property interests through easement or lease agreement must be for a period of at least 25 years. Provisions stated in the easement or lease agreement cannot be detrimental to the proposed recreational development. The easement or lease agreement must also state that it cannot be revoked at will by the landowner and that the land must be retained in public trail use for the duration of the easement or lease period.

All acquisition of real property with RTP funds, whether through purchase, donation, easement or lease, must comply with the Uniform Relocation Assistance and Real Property Acquisition Policies Act of 1970, as amended (http://www.ecfr.gov/cgi-bin/text-idx?tpl=/ecfrbrowse/Title49/49cfr24_main_02.tpl). Known as the “Uniform Act,” this act also applies to acquiring property with non-federal funds when the intent is to apply for RTP funds for development of a trail project. In other words, a project sponsor cannot knowingly circumvent the federal law by acquiring real property with local funds and not follow the regulations of the act, and then apply for RTP funds at a later date to develop a trail or trailhead. The Uniform Act ensures that landowners are fully informed of their rights and are justly compensated when selling or leasing private property or selling/leasing any type of interest in the property (such as a trail easement or temporary construction easement). As part of this assurance, the Uniform Act requires an appraisal and an appraisal review to be performed. Additionally, the act also covers the provision of relocation assistance to owners or tenants displaced by the acquisition. Below are the steps you must perform to show compliance with the Uniform Act when acquiring real property with RTP funds. Appendix B provides the supporting documentation you will be required to submit to GMS to demonstrate compliance. You have up to six months to provide GMS staff the documentation showing compliance with the Uniform Act. **It’s important to remember that you are not authorized to take title to the property, even if it’s a donation, until GMS and FHWA staff have reviewed all compliance documentation, FHWA has authorized the project, and you’ve received a Notice to Proceed (NTP) letter from DNR.**

This section outlines specific procedures under the Uniform Act that you must follow when acquiring land with RTP funds. Appendix B provides a checklist of the documentation you are required to submit to GMS, as well as templates for the various letters and statements that are required. Once GMS has received your documentation, it will be submitted to FHWA for their review and approval. Upon receipt of concurrence from FHWA, DNR will issue you a NTP letter to acquire the real property or property interests.

- 1. Conduct title search.** Conduct a title search of the property to be acquired to determine ownership of the property, any liens or restrictions on the property, or any rights or interests held by others. It is recommended that a title company conduct the title search.
- 2. Contact seller.** Make initial contact with the seller to see if the land might be available for sale or for donation, if the landowner would be willing to negotiate a permanent easement or right-of-way, or if the landowner would be willing to lease the property for the trail project. At this point, the price cannot be negotiated since it must be based on an appraisal. If the initial contact is made via a telephone call, follow up with a letter that indicates notice of interest to the property. The Notice of Interest letter must include a statement of landowner rights, which is that a landowner has the right of just compensation for the property. Because condemnation is prohibited by RTP regulations, the letter must also state that the landowner’s property will not be condemned if the sponsor and landowner are unable to reach an agreement. A sample Notice of Interest letter is provided in Appendix B. Unless the project sponsor has their own written guidelines that fully incorporate compliance requirements of the Uniform Act and all applicable state and local requirements, sponsors are encouraged to enclose a copy of FHWA’s booklet entitled, “Acquisition: Acquiring Real Property for Federal and Federal-Aid Programs and Projects.” A pdf of the booklet can be found at http://www.fhwa.dot.gov/real_estate/uniform_act/acquisition/acquisition.pdf.
- 3. Determine relocation assistance eligibility.** Determine whether or not the owners, any business(es), or any tenants on the property might be eligible for relocation assistance. The landowner and any tenants must be informed of their relocation rights. It is recommended that both the owner and any tenants be given a copy of FHWA’s booklet entitled, “Relocation: Your Rights and Benefits as a Displaced Person under the Federal Relocation Assistance Program,” a PDF of which can be found at (https://www.fhwa.dot.gov/real_estate/publications/your_rights/rights2014.pdf). While not typical to most acquisition projects related to trail development, a relocation plan will be required for any persons displaced from the acquisition of the property. Refer to FHWA’s “Relocation” booklet for more information.
- 4. Conduct appraisal and appraisal review.** Before negotiating a purchase price with the landowner, the real property to be acquired must be appraised. Have the property appraised by a licensed appraiser, with the landowner given the opportunity to accompany the appraiser. The appraisal must then be reviewed by a certified review appraiser. Costs for both of these are eligible for reimbursement or can be used as part of the sponsor’s match as planning costs up to 10% of the grant request, if they were identified in the budget table and narrative. GMS does not provide appraisal services. For a list of certified

appraisers, visit <https://www.asc.gov/Pages/FindAnAppraiser.aspx>. Exceptions to the appraisal requirement include the following conditions:

- a. **Waiver valuation when fair market value is less than \$10,000.** If the acquisition of property is not complicated and a review of the available data suggests that the fair market value will likely be \$10,000 or less, an appraisal is not required. Instead, a waiver valuation from a qualified person knowledgeable of the general market values in the project area will be acceptable. A sample Waiver Valuation has been provided in Appendix B. Note that the averaging of the final values of two or more appraisal reports to estimate the fair market value of a property is unacceptable and does not meet the requirements of the Uniform Act.
 - b. **When property is being donated.** An appraisal is also not required when the landowner is donating the property and releases the project sponsor from their obligation to appraise the property. However, if the value of the donated property is being used as the project sponsor's match, an appraisal or waiver valuation will still need to be conducted to determine the fair market value of the property, in order to determine the match amount.
5. **Establishment and Offer of Just Compensation.** Before initiating negotiations with the property owner, the project sponsor must establish an amount which they believe is just compensation for the real property. The amount can't be less than the approved appraisal of the fair market value of the property and must take into account the value of allowable damages or benefits to any remaining property. The project sponsor will then make a written offer to the owner to acquire the property for the full amount believed to be just compensation. The written offer must enclose a copy of the appraisal and appraisal review. Appendix B provides a sample Offer of Just Compensation.
6. **Statement of Just Compensation.** The Offer of Just Compensation must also include a written statement for the basis of the Offer of Just Compensation. The statement must include the amount offered as just compensation; a description and location identification of the real property and/or the interest in the real property to be acquired; identification of the buildings, structures and other improvements which are included as part of the offer; and whether or not there are any other separately held ownerships in the property (such as tenant-owned improvements) – the statement must indicate that these ownership interests are not included in this offer. If the project sponsor is acquiring a portion of the property and not the whole, there may be damages or benefits to the remaining property. The Statement of Just Compensation must also reflect these damages or benefits. A sample Statement of Just Compensation is provided in Appendix B.
7. **Real property donations.** In the case where the landowner is willing to donate the real property, an Offer of Just Compensation and a Statement of Just Compensation are not required. Instead, the landowner must sign a Waiver of Right to Just Compensation, which states that the landowner waives their rights to just compensation and agrees to donate the property or property interest. Appendix B provides a sample Waiver of Right to Just Compensation. In some cases, a landowner may be willing to sell real property for less than the full market value, but is not able to donate the entire value of the land. The difference between the sale price and the appraised fair market value can be considered donated land value. For a RTP project, federal reimbursement may be provided for the purchase part of the acquisition but not for the donated part. However, the donated value can be used as match for the purchase cost of the same tract of property or for development costs of the trail project. Landowners making partial donations must also sign a Waiver of Right to Just Compensation. By signing, the landowner is acknowledging a partial donation of the property and waives his or her rights to compensation for the donated parcel. The appraisal requirements outlined above apply to both full and partial donations, as do the requirements for notifying the landowner and any tenants of their rights.
8. **Landowner negotiations.** Once the landowner has received the Offer of Just Compensation and Statement of Just Compensation, the owner must be given reasonable opportunity to consider the offer and present any additional information or material the owner believes is relevant to determining the value of the property. The owner must also be given opportunity to suggest modifications to the proposed terms and conditions of the purchase.
9. **Updating Offer of Just Compensation.** The project sponsor must have the initial appraisal updated or obtain a new appraisal if the information presented by the owner indicates the need is warranted; or if a material change in the character or condition of the property is such that it requires updated information; or if a significant delay has occurred since the initial appraisal. If the new appraisal information indicates that a change in the purchase offer is warranted, the sponsor must provide the landowner with a new Offer of Just Compensation and Statement of Just Compensation reflecting this updated appraisal information.
10. **Provide justification for purchase offer if higher than appraised value.** The purchase price for the property may exceed the amount offered as just compensation when reasonable efforts to negotiate an agreement at that amount have failed and the project sponsor considers the higher price as being reasonable, prudent and in the public interest. A detailed and well-documented statement on this difference with all pertinent appraisal documents and a history of negotiations documenting discussions of price between the landowner and the sponsor should be submitted. The statement should also indicate the importance of the proposed purchase as opposed to other alternative sites, or other justification regarding the need to purchase the subject property at a higher amount. If GMS and FHWA agree the higher negotiated price represents a

reasonable cost, that amount can be eligible for assistance if sufficient funds are available in the fiscal year apportionment and have not already been obligated to other grant projects.

- 11. Notice to Proceed letter required before purchasing the property.** Once GMS and FHWA staff review all of the above required compliance documentation and concur with the findings, a Notice to Proceed (NTP) letter will be sent to the project sponsor. At this point, the sponsor will be able to move forward in acquiring the real property. **Do not acquire the property until receiving the NTP letter.**
- 12. Record the deed.** Once the sponsor has paid the negotiated purchase price, any closing costs, relocation benefits, etc., and taken title to the property, the deed must be recorded with the Records Officer and a copy submitted to GMS. Sponsors must include a deed clause indicating the land will remain a public trail for a minimum of 25 years (Notice of Limitation of Use). The deed must also include a non-discrimination statement as required by 49 C.F.R. § 21 (<http://www.ecfr.gov/cgi-bin/text-idx?c=ecfr&SID=5fc7946b772f5f6b1177c7eeebb0fc39&rgn=div5&view=text&node=49:1.0.1.1.15&idno=49>).
- 13. Submit reimbursement request.** A reimbursement request for the RTP share of the acquisition costs can then be submitted to GMS, the process for which is outlined in Section V.

SECTION IV. PROJECT DEVELOPMENT

Maintaining Your RTP Project File

Before you begin developing your project, you'll need to create a project file that includes relevant documents. The file must be made available upon request for audit purposes and must be maintained for a period of five years starting from the date of submission of the final payment request (see "Record Retention" in Section VI of this manual). The project file will also help keep your project organized and on-track as you complete each stage of the project. The project file should include the following documents:

- **RTP application and supporting documentation.** A copy of your RTP grant request application and the supporting documentation you were required to submit with the application should be kept in your project file. GMS uses the project narrative, budget table and budget narrative from your application to develop the project scope and budget indicated on the Project Agreement, so a copy of the application is a helpful reference document to have in your file.
- **Proof of land ownership or leaseholder/easement rights.** A copy of the land deed, lease or easement agreement is required if the project sponsor currently owns or leases the land for the project, or has a permanent trail easement. The lease or easement agreement must show a 25-year commitment or include a letter from the landowner indicating willingness to renew the agreement if the original agreement was for less than 25 years. Project closeout will require the property interest to be updated to document the 25-year commitment for public access associated with accepting RTP funds.
- **Project Agreement (also referred to as financial assistance agreement).** A signed copy of the Project Agreement must be kept in your project file. The Project Agreement is between the project sponsor and the Department of Natural Resources and includes the project number, used for identification purposes; the project title which should be used on all future correspondence regarding the project; the project period, including a start date and an end date; a description of the project scope; the total project budget; and the amount of RTP funds requested. Additionally, the agreement provides a signature line for Division of State Parks' director and the project sponsor also referred to as the sub-recipient. Signature on the project agreement is the sub-recipients acceptance of all federal laws, agency policies regulations and procedures applicable to federal financial assistance awards, and is an agreement to require the language of certifications and terms applicable to financial assistance awards to be included in sub-award documents at all tiers, and that the sub-recipient shall certify and disclose accordingly pursuant to 2 CFR 200.331. All flow down requirements imposed on the sub-recipient by the Department is to ensure the RTP award is used in accordance with federal statutes, regulations, and the terms and conditions of the RTP award. The sub-recipient is accountable to the Department for compliance with federal requirements. In turn, the Department is responsible to the FHWA for ensuring that sub-recipients comply with federal requirements and with RTP's general terms and conditions: https://www.fhwa.dot.gov/environment/recreational_trails/guidance/. A sample agreement is found in Appendix H.
- **Sub-Recipient Information Form.** Retain a copy of the signed Sub-Recipient Information Form that you were given during the administration workshop. The Sub-Recipient Information Form is a requirement of the Federal Funding Accountability and Transparency Act (FFATA), which provides oversight and transparency for the expenditure of federal funds.
- **State of Missouri Vendor Input/ACH-EFT Application.** Keep a copy of the completed Vendor Input/ACH-EFT Application in your file, but remember to also submit the application to the Office of Administration. This process allows electronic reimbursement funds to be transferred to your agency's or organization's bank account.
- **NEPA Determination Form.** Your file should also include a copy of the NEPA Determination Form you were required to complete as part of the NEPA review, as well as the supporting documentation that you submitted. Additionally, your file should include copies of all agency determination letters and any other correspondence from those agencies regarding their review of your project.
- **Real property acquisition documentation.** For land acquisition projects, the project file should retain a copy of each of the documents listed on the Real Property Acquisition Documentation Checklist in Appendix B.
- **Notice to Proceed.** Copies of the Notice to Proceed (NTP) letters from DNR must be retained in your file as well. The NTP letters will be sent to you if GMS and FHWA staff concur with all compliance documentation required by NEPA, the Uniform Act and Buy America. The NTP letters will outline any required environmental commitments that must be incorporated in the project. **You are not authorized to start any construction activities, acquire property, or purchase equipment or materials before receiving a NTP letter.**

Documents that will be added to your project file as you move toward completing your project include the following, which must be retained for the retention period as well:

- Planning and engineering documents and specifications
- Bid documents and signed contracts
- Any required permits
- A completed accessibility checklist and a written policy regarding use of Other Power-Driven Mobility Devices (OPDMD), as outlined below
- Proof of compliance with Buy American (where required)
- All written correspondence between you and GMS, and you and any contractor, supplier, etc., working on your project

- Copies of project amendment requests, if required
- An as-built site map
- As-built facility plans if using RTP funds to construct trailhead or trailside amenities
- Reimbursement documentation, including copies of invoices, employee and volunteer timesheets, equipment use logs, etc. (see Section V of this guide for more detail)
- Completed quarterly report forms, as described in Section V
- Project close-out documentation, which is described in Section VI of this guide

Project Development Procedures

Development of a project site may be by contract, force account (in-house labor), in-kind contribution, or a combination of these methods. The procedures regarding each of these methods are explained below, as are the procurement procedures for purchasing materials and equipment. The project sponsor should use their own documented procurement procedures that reflect applicable state and local laws and regulations, provided that procurement conforms to the federal Brooks Act (<https://www.gpo.gov/fdsys/pkg/FR-2015-05-22/pdf/2015-12024.pdf>), standards set forth in the "Uniform Administrative Requirements, Cost Principles and Audit Requirements for Federal Awards" (<http://www.ecfr.gov/cgi-bin/text-idx?SID=e5a3e230b18df274b27ba83528b43156&mc=true&node=pt2.1.200&rgn=div5>) and the terms and conditions outlined in the "Missouri Department of Natural Resources Federal Financial Assistance Agreements General Terms and Conditions." A copy of DNR's terms and conditions is found in Appendix D and a PDF copy can also be downloaded from the web at <https://mostateparks.com/page/61220/recreational-trails-program-rtp-grants>.

Contracting for Services or Materials:

Per the DNR terms and conditions outlined in Appendix D, every effort must be made to solicit bids from minority business enterprises (MBE) and women business enterprises (WBE). To find certified MBE and WBE firms, use the Missouri Office of Equal Opportunity's MBE/WBE search webpage (<https://apps1.mo.gov/MWBCertifiedFirms/>) and search by "Services Provided." Project sponsors must inform all bidders that federal funds are being used in the project, and all relevant federal, state and local requirements apply. The following documentation must be included in the bidding documents.

- **Form FHWA-1273 must be physically included in all Federal-Aid design-build or materials-purchase contracts** and is found in Appendix C. A PDF copy can also be downloaded from <https://mostateparks.com/page/61220/recreational-trails-program-rtp-grants>. While Form FHWA-1273 may be referenced in bid proposal or request for proposal documents, the document itself must also be physically incorporated in all bidding documents. If an architectural or engineering firm prepares the plan specifications for the project, make sure their standard contractual statements do not conflict with federal requirements.
- **Affidavit of Compliance with Prevailing Wage Law.** Per Section K of the DNR Federal Financial Assistance Agreements Terms and Conditions, qualified construction contracts in excess of \$2,000 must comply with the Davis-Bacon Act, as amended, with respect to wage rates. In addition, there is Missouri state prevailing wage law that must be complied with for all projects considered "public works." At the completion of the construction work, the contractor must sign an affidavit indicating compliance with the act. The affidavit is found in Appendix E. Contract Compliance Required Documentation and can also be downloaded as a PDF copy from <https://mostateparks.com/page/61220/recreational-trails-program-rtp-grants>.
- **Certification of Non-Segregated Facilities**, found in Appendix E.
- **Certification Regarding Debarment, Suspension, and Other Responsibility Matters, Drug-Free Workplace Requirements and Lobbying**, found in Appendix E. To ensure that ineligible contractors are not awarded a contract, project sponsors are required to check the Contractor Debarment List maintained by the Missouri Department of Labor and Industrial Relations, at http://labor.mo.gov/DLS/PrevailingWage/debarment_list. Project sponsors are also required to check with the U.S. Department of Labor's Office of Federal Contract Compliance Programs for a list of contractors that have been declared ineligible to receive federal contracts (<https://www.dol.gov/ofccp/regs/compliance/preaward/debarlst.htm>).
- **Anti-Lobbying Certification**, found in Appendix E.
- **Buy America Provisions.** Buy America provisions are to be included in all bid documents. The provisions are outlined further in this section.

Purchase/Service Contracts Under \$25,000:

After receipt of the appropriate NTP letter(s), no other approval is required from GMS staff for purchase or service contracts under \$10,000, nor is a formal bid process required. For all costs between \$10,000-\$25,000, we ask that you make every effort to solicit a fair number of bids or estimates to ensure the most advantageous and cost-efficient contract is made for your project. You are not required to provide documentation of this procurement to GMS, however; you are required to maintain a record of it in your grant file for auditing purposes.

Purchase/Service Contracts \$25,000 or Greater:

When contracting for a service or purchase of materials of \$25,000 or higher, bids must be solicited through a formally-advertised, sealed-bid process. A copy of all bidding documents must be submitted to GMS for approval prior to advertising for bids. Construction plans must include a project map that labels areas and resources that need to be avoided during construction, as identified during the NEPA review. Similarly, construction specifications must include all environmental

commitments indicated on the NEPA Determination Form. GMS staff will make every effort to review and approve your bid documents within two weeks of receiving. Note that GMS review of bids and contracts does not relieve you of the responsibility for full compliance with federal, state and local regulations applicable to your project.

Once you have GMS approval, the request for bids must be publicly advertised for a minimum of three weeks and a copy of the advertisement submitted to GMS as proof of compliance. The advertisement must include a statement that this is an equal opportunity bidding event and MBE/WBE firms are encouraged to respond. Project sponsors are required to advertise bidding opportunities in multiple publications and formats so that all interested contractors and suppliers have opportunity to submit bids.

Contracts must be awarded to the lowest responsible and responsive contractors or suppliers who have the ability to perform successfully under the terms and conditions of the contract. Prior approval must be obtained from GMS before awarding the contract. When the project sponsor considers the lowest bidder unresponsive or not responsible, the next lowest bidder may be awarded the contract. If a contract is awarded to other than the lowest bidder, a letter of justification for this action must be sent to GMS with the bid summary. Contractors must sign an affidavit of compliance with prevailing wage law; a certification of non-segregated facilities; a certification regarding debarment, suspension, ineligibility and voluntary exclusion over \$25,000; anti-lobbying certification; and Buy America certification (see sample Buy America Certification in Appendix F). Copies of the bid tabulation summary sheet and all contracts must be submitted to GMS within 15 (fifteen) days after awarding the contract. Any proposed change orders to the contract must first be cleared with GMS before the change order is negotiated.

Force Account Labor and Use of In-House Equipment:

Salaries of in-house staff are eligible for the project sponsor's match. Use of an agency's or organization's internal labor force should be valued at the current hourly rate of individual employees working on the project, and should be directly tied to completing the elements listed in the project scope. For use of in-house equipment, use the Federal Emergency Management Agency's (FEMA) Schedule of Equipment Rates to determine the cost of operating various pieces of mechanized equipment (<https://www.fema.gov/schedule-equipment-rates>). Documenting the use of force account labor and use of in-house equipment is discussed in Section V. Reimbursement and Reporting Requirements.

Donations:

The value of volunteer labor can also be used for the project sponsor's match. A volunteer's donated time will be valued at \$10/hour unless the person is professionally skilled in the work being performed on the project. When this is the case, the wage rate this individual is normally paid for performing this service may be used. For assistance in determining the wage rates by occupation in your area, visit the U.S. Department of Labor's Bureau of Labor Statistics website at <https://www.bls.gov/bls/blswage.htm>. For donated materials, use the fair market value of those items. Documenting the use of volunteer labor and donated material as match is discussed in Section V as well.

Buy America Provisions

All Federal-Aid construction contracts must comply with 23 U.S.C. 313 and 23 C.F.R. 635.410. The Buy America law in Title 23 U.S.C. 313 and subsequent requirements in Title 23 C.F.R. 635.410 provide the basis for FHWA's policy on Buy America:

- A domestic manufacturing process for any steel or iron products (including protective coatings) that are permanently incorporated in any project funded under Title 23 (Federal-Aid highway program) must meet the requirement with certifications on all steel or iron products and their coatings.
- An alternate bidding procedure that may be used on projects with approval from FHWA Division Administrator (you must consult with the GMS office and follow the procedure agreed to by FHWA).
- A minimal usage criteria for non-domestic products, which allows their usage if the cost of materials does not exceed one-tenth of one percent (0.1 %) of total project cost or \$2,500, whichever is greater (documentation will be required prior to enacting the minimum usage criteria; consult with GMS staff).
- FHWA isn't currently accepting Buy America Waivers. Projects should avoid the purchase of motorized equipment, where a waiver may be required.

Since the Recreational Trails Program is funded with Title 23 funds, project sponsors who use RTP funds to purchase any of the following must ensure that these items are manufactured in the United States: vehicles such as ATVs, motorized construction/maintenance equipment, or any iron or steel product permanently incorporated into the project (such as bridges that use steel I-beams, fencing, rebar, posts, bolts, etc.). Additionally, any coating material applied to the iron or steel products must be applied in the United States. **All advertisements for bids and all contracts must include a Buy America provision.** FHWA requires step certifications, where each handler (supplier, fabricator, manufacturer, processor, applier of coatings, etc.) certifies that their step in the process was domestically performed. The contractor or vendor must provide these certifications prior to incorporation of the material in the project. See Appendix F for a sample step certification. If the low bid is from a vendor who is supplying a non-domestic vehicle or motorized equipment product, you must accept the next low bid. FHWA has provided additional

information regarding the Buy America requirements in the two following websites: <http://www.fhwa.dot.gov/construction/cqit/buyam.cfm> and http://www.fhwa.dot.gov/construction/contracts/buyam_qa.cfm. Sample Buy America certifications are provided in Appendix F.

Buy America Waiver Requests:

The Buy America Waiver section of this guide has been removed as the FHWA is not accepting waivers at this time. Should that change, applicants will be notified.

Signs

Projects that incorporate signs that function as traffic control devices must conform with the Manual on Uniform Traffic Control Devices (MUTCD), which can be found at http://mutcd.fhwa.dot.gov/kno_2009r1r2.htm. Signs that do not function as traffic control devices are not subject to the MUTCD. However, informational signs and kiosks must take into consideration the needs of various users, such as people who are blind or have impaired vision, people who use wheelchairs or other personal assistance mobility devices, and children. Refer to the Accessibility Checklist in Appendix G. Steel signs and signposts must also conform to Buy America requirements.

Invasive Species

Other factors to consider when developing your project include landscaping with native species and implementing measures to prevent the spread of noxious or invasive species. Project sponsors should landscape with native species for seeding and make sure all equipment brought on site is cleaned and inspected prior to use to ensure there is no plant debris or seeds from noxious weeds being spread by the equipment. For information about controlling noxious weeds, see the Missouri Department of Agriculture's website at <http://agriculture.mo.gov/plants/ipm/noxiousweeds.php>. For water trail projects that incorporate boat ramps or other access, it is recommended that information be provided to trail users on methods for preventing the spread of zebra mussels, a harmful exotic species that spreads rapidly by "hitchhiking" on boats. Information can be provided either through signage at trailheads or through print publication. The Missouri Department of Conservation has provided a factsheet that can be downloaded and printed (<https://nature.mdc.mo.gov/discover-nature/field-guide/zebra-mussel>).

Permitting

Several of the permits you will be required to acquire for completion of your project have already been outlined in Section II. NEPA Review and Determination. To ensure that your project follows all permitting requirements, it is recommended you use DNR's Permit Assistant webpage to determine what permits you may be required to obtain (<http://dnr.mo.gov/mopermitassistant/index.jsp>). Additionally, you are expected to be familiar with and comply with any local permitting requirements that apply to your project.

Accessibility

As you begin designing your trail project, you must take into consideration the access needs of people with varying physical abilities. Federal regulations regarding accessibility and outdoor recreation are promulgated under two separate statutes, the Americans with Disabilities Act (ADA) and the Architectural Barriers Act (ABA). The ADA is a broad federal civil rights law that prohibits discrimination based on disability. The law defines "disability" as "...a physical or mental impairment that substantially limits a major life activity." The ADA has five main sections, or "titles," of which the relevant ones for this administration guide are Title II, which covers services and programs of state and local governments; and Title III, which covers "public accommodations." (Federal entities are covered by the ABA, which ensures that all federal facilities are fully accessible to everyone.)

Title II entities are non-federal public entities such as school districts, townships, cities, counties and states. Most RTP project sponsors fall under this category, such as a municipal park and recreation department. Title II reads in part, "No qualified individual with a disability shall, by reason of such disability, be excluded from participation in or be denied the benefits of services, programs, or activities of a public entity..." For more information about ADA as it relates to Title II entities, the U.S. Department of Justice (DOJ) has provided several online manuals that help explain what state and local governments must do to ensure that their services, programs, and activities are provided to the public in a nondiscriminatory manner (<https://www.ada.gov/ta-pubs-pg2.htm>).

Title III entities are private entities that provide public accommodations. Title III states that, "...no individual may be discriminated against on the basis of disability with regards to the full and equal enjoyment of the...facilities...of any place of public accommodation by any person who owns, leases (or leases to), or operates a place of public accommodation." A place of public accommodation means a facility operated by a private entity whose operations affect commerce and fall within particular categories, including most places of recreation, transportation, education, dining, commerce, and lodging. For example, trails open to the public, which a nonprofit land trust manages on private land via trail easements, would constitute a place of public

accommodation. The Department of Justice has provided several online manuals for Title III entities as well (<https://www.ada.gov/ta-pubs-pg2.htm>).

Trailhead Amenities:

To provide guidance on how Title II and Title III entities should comply with the ADA, the Department of Justice has issued the 2010 ADA Standards for Accessible Design (https://www.ada.gov/2010ADASTandards_index.htm). These design standards are minimum accessibility standards for buildings and other structures. As of March 15, 2012, compliance with these regulations is required for any new construction and any alterations to existing facilities. The 2010 ADA Design Standards contain technical specifications for building and site elements common to trailheads, such as parking, accessible routes, ramps, drinking fountains, and restrooms. It also specifies how many accessibility features must be incorporated in each facility. Title II and Title III entities are required to provide accessible parking and accessible routes to connect users to any accessible recreation-related facilities that are subject to the 2010 ADA Design Standards.

For projects that use RTP funding for the development of trailhead amenities, such as restrooms, parking areas, access routes, etc., these facilities must be ADA-compliant. For your convenience, an accessibility checklist has been provided in Appendix G that provides the ADA design standards for the most common trailhead-related amenities, such as parking, access routes, restroom facilities, water fountains and hydrants, overlooks, etc. The accessibility checklist is also available at <https://mostateparks.com/page/61220/recreational-trails-program-rtp-grants>. Project sponsors are encouraged, however, to consult with a design professional for further assistance to ensure ADA compliance. At the completion of your project, you will be required to submit the checklist along with as-built facility plans and an as-built site map, in addition to other closeout documents, to GMS staff. If you will be incorporating features or elements not listed on the accessibility checklist, consult a design professional or the DOJ's ADA standards manual to determine if accessibility standards are available.

Trails/Trailside Amenities:

It may not be practicable to implement accessibility standards for your trail development project (as opposed to a trailhead development project). There are several conditions or exceptions that may preclude making a trail accessible. For instance, a trail's intended user group may make it impossible to design and construct a trail that is considered accessible – a mountain bike trail is a good example of this. Other conditions include the following:

- When existing terrain would make it impractical to design an ADA-compliant trail, such as a trail that is steeply sloped and would require extensive cuts or fill that would be difficult to construct and maintain, or would be difficult to prevent erosion and other drainage issues from occurring.
- When prevailing construction practices would prohibit the ability to construct an ADA-compliant trail. For instance, an area may only allow the use of hand tools for trail construction because of resource concerns or policy prohibitions (such as in a state-designated wild area), which would make the construction of an accessible trail virtually impossible.
- When constructing an accessible trail would fundamentally alter the setting or purpose of the area. For example, primitive trails in natural settings with little to no development or trails intended to provide a rugged experience would not be capable of being made accessible.
- When federal, state or local laws would prevent the construction activities required to make a trail accessible, because of impacts to a resource protected under the Endangered Species, National Historic Preservation, Wilderness, or National Environmental Policy acts or other federal, state or local laws protecting significant resources.

In addition, trail accessibility standards have not yet been developed and incorporated into the ADA for Title II and III entities, so the Department of Justice does not currently require local governments and private organizations to make their trails accessible. However, for the Recreational Trails Program, project sponsors are strongly encouraged to incorporate accessibility standards where feasible. To this end, GMS staff recommends project sponsors use the U.S. Access Board's accessibility standards manual entitled, "Outdoor Developed Areas: A Summary of Accessibility Standards for Federal Outdoor Developed Areas," which includes trail standards for pedestrian trails (<https://www.access-board.gov/guidelines-and-standards/recreation-facilities/outdoor-developed-areas/a-summary-of-accessibility-standards-for-federal-outdoor-developed-areas>). Although this manual was developed for federal facilities, it has applicability to other agencies and organizations attempting to develop accessible and sustainable outdoor recreation areas. Additionally, the U.S. Forest Service (USFS) has compiled a comprehensive manual that incorporates accessible design standards for outdoor settings and trails that uses the Access Board's standards manual, but provides a more detailed explanation of each standard's technical requirements with illustrative graphics (<http://www.fs.fed.us/recreation/programs/accessibility/pubs/htmlpubs/html12232806/index.htm>). Both of these manuals only cover trails intended for pedestrian use and do not cover trails for other types of use, such as bicycling, equestrian, water or ATV trails.

For accessibility guidance in developing trails for other than pedestrian use, the following resources may be helpful:

- *Equestrian Design Guidebook for Trails, Trailheads, and Campgrounds* (http://www.fhwa.dot.gov/environment/recreational_trails/publications/fs_publications/07232816/index.cfm)
- *Pennsylvania Trail Design & Development Principles: Guidelines for Sustainable Non-Motorized Trails* (http://www.dcnr.state.pa.us/cs/groups/public/documents/document/dcnr_20028130.pdf)
- American Trails' Resource Library for Accessible Trails (<https://www.americantrails.org/user-types/trail-user/accessible/p3?&sort=featured%20desc&sort=publishedDate%20desc>)
- American Trails' Resource Library for Motorized Trail Recreation (<https://www.americantrails.org/tags/ohv>)
- The Federal Highway Administration's resource webpage for manuals and guides on trail design, construction, maintenance, operation and signs (http://www.fhwa.dot.gov/environment/recreational_trails/guidance/manuals.cfm)
- *Pennsylvania Trail Design Manual For Off-Highway Recreational Vehicles* (http://www.dcnr.state.pa.us/cs/groups/public/documents/document/dcnr_002295.pdf)
- For water trails that include launch ramps, see the Access Board's guide on boating facilities (<https://www.access-board.gov/guidelines-and-standards/recreation-facilities/guides/boating-facilities>).
- The Iowa Department of Natural Resources has put together a guide for designing water trails, available as a free pdf download. Chapter 3 of the guide addresses universal design in water trails (<http://www.iowadnr.gov/Things-to-Do/Canoeing-Kayaking/Water-Trail-Development>).
- For assistance with providing information about trails to trail users with disabilities, visit Access Recreation's website at http://www.accessrecreation.org/home/Access_Recreation_Home.html.
- FHWA has compiled a list of resources related to trail design, construction and maintenance at http://www.fhwa.dot.gov/environment/recreational_trails/publications/.

For your convenience, the most common pedestrian trail accessibility standards from both the Access Board and Forest Service manuals have been added to Section 4 in the accessibility checklist in Appendix G. If you indicated on your project application that you intended to make your trail project (as opposed to a trailhead project) meet ADA guidelines, then you will need to complete the accessibility checklist and submit it along with an as-built map of your project to GMS when closing out your project.

Other Power-Driven Mobility Devices (OPDMD):

In March 2011, the Department of Justice issued regulations regarding ADA and the use of Other Power-Driven Mobility Devices (OPDMD) on trails open to the public. These regulations cover trails managed by Title II and Title III entities. The regulations distinguish between wheelchairs and OPDMDs. A wheelchair is a device purposely designed for use by a person with a mobility-impairment. An OPDMD, on the other hand, is a device not expressly designed for, but can be used by, a person with a mobility-impairment. OPDMDs are any devices or vehicles powered by batteries, fuel or other engines, that can be used by a person with a mobility-impairment for the purpose of locomotion. This includes golf carts, Segways®, ATVs, ORVs, etc., without regard to size, width, weight or horsepower.

A person who has a mobility impairment may use an OPDMD on public trails UNLESS a prior assessment of that route or area has determined the use of the specific class of OPDMD the person has requested to use cannot be operated in that location:

- without creating a substantial risk of serious harm to the immediate environment, or natural or cultural resources; or,
- because it poses a safety risk to users; or,
- because it poses a conflict with federal land management laws and regulations.

The assessment must demonstrate a thorough review of the following five assessment factors:

- the type, size, weight, dimensions and speed of the class of device;
- the facility's volume of pedestrian traffic;
- the facility's design and operational characteristics;
- whether legitimate safety requirements can be established to permit the safe operation of that specific class of OPDMD at that facility;
- and, as outlined above, whether the use of the OPDMD creates a substantial risk of serious harm to the immediate environment or natural or cultural resources, or poses a conflict with federal land management laws and regulations.

If, after completing an assessment, a trail manager determines that there are trails that cannot accommodate the use of certain types of OPDMDs (or any at all) because of the risk factors described above, the managing entity will then need to draft a written policy that establishes adequate reasons for banning or limiting OPDMD use based on the above five assessment factors. The public will also need to be informed, in advance, of the OPDMD policy. These requirements relate in general to existing trails open to public use but, more specifically, they also relate to new trail projects. This means that, in order to comply with the OPDMD regulations, project sponsors using RTP funds for trail projects will need to complete an assessment of the new trail to determine if it can accommodate OPDMDs and, if their use must be restricted, draft an OPDMD policy and demonstrate that the public has been informed of the policy. There are no specific rules for informing the public, so posting the policy to the project sponsor's website or Facebook page, or posting information at the trailhead, is considered sufficient demonstration. A screenshot of the website or Facebook page, a photo of the information posted at the trailhead, or some other proof that the public has been informed will need to be submitted to GMS staff, along with a copy of the assessment and the OPDMD policy, when you submit your project closeout documentation.

American Trails has provided a webpage that addresses basic questions regarding the interpretation of the OPDMD regulations as it relates to trails (<https://www.americantrails.org/resources/basic-facts-on-department-of-justice-rule-on-power-driven-mobility-devices-for-accessibility>). This resource may be helpful to you when completing your trail assessment and drafting an OPDMD policy (where necessary) but it's important that you don't just adopt another organization's OPDMD policy without evaluating and documenting the five assessment factors outlined above. A written policy alone, without a supporting assessment, will not meet the Department of Justice's requirements. To read the DOJ ruling related to state and local governments (28 CFR § 35.137), see https://www.ada.gov/regs2010/titleII_2010/titleII_2010_withbold.htm. To read the DOJ ruling related to private organizations that provide public access (28 CFR § 36.311), see https://www.ada.gov/regs2010/titleIII_2010/titleIII_2010_withbold.htm. The DOJ has also provided an easy-to-understand summary of the OPDMD ruling and how to implement it at <https://www.ada.gov/opdmd.pdf>.

SECTION V. REIMBURSEMENT AND REPORTING REQUIREMENTS

This section describes the process for submitting quarterly status reports; funding reimbursement requests, including required cost documentation and time accounting records; and requesting project amendments, such as changes in project scope or time extensions.

Quarterly Reports

After you've received your NTP letter(s) and have begun developing your project, you will be expected to keep GMS apprised of the status of your project through quarterly reports. The reports need to be submitted each quarter until the project is complete, using the Quarterly Report Form in Appendix H. The form has also been provided as a fillable PDF that can be downloaded from <https://mostateparks.com/page/61220/recreational-trails-program-rtp-grants>. Quarters are January-March, April-June, July-September and October-December of each calendar year. Submit your quarterly report by the end of the month following each quarter; see the below table for an example. Reports can be faxed, mailed or emailed to the contact information provided on page 2 of this guide. It is recommended that you establish some form of reminder system to alert you when the reports are due. GMS staff may send you a friendly reminder if your quarterly report hasn't been submitted. Reimbursements may not be processed if quarterly reports are not submitted as required.

Quarterly Reports Schedule	
Quarter	Due Date
January – March	April 30
April – June	July 31
July – September	October 31
October - December	January 31

Amendment Requests

In unusual circumstances, you may find that you need to amend an element of your project agreement. Amendments to your project agreement will require FHWA approval to ensure your project's eligibility. A significant change in project scope may also require additional NEPA evaluation. The process for requesting amendments is outlined below.

Time Extensions:

Should you be unable to complete your project by the end date of your project period because of extenuating or unusual circumstances beyond your control, you may request a time extension using the Extension Request in Appendix H. An electronic request form is also available upon request from GMS staff. Time extension requests MUST be made before your original project period expires to ensure funding remains available for your project. When reviewing your request, GMS staff may require additional information from you such as a revised schedule for completing key milestones and an assurance that the project is still viable. The form can be faxed, mailed or emailed to the contact information provided on page 2 of this guide.

Change in Project Scope:

Proposed changes to the project scope must be made in writing to GMS staff, either through email or by mail. GMS will in turn coordinate with FHWA staff for their approval to ensure that the project eligibility remains valid. Include an explanation for why you cannot complete the project as originally approved as well as a justification of the proposed change. Approved project scopes may change the amount of grant reimbursement you receive. You must also provide documentation that the change in project scope does not conflict with the project scope described in the NEPA documentation. If the change is outside of what was cleared in the NEPA document or impacts resources previously not impacted, then a reevaluation is needed and any appropriate coordination with resource agencies needs to be completed.

Change in Project Budget:

Often when your project scope changes, so will your project budget table. You can move up to 10% of your grant award between budget categories without GMS approval. Moving more than 10% of your grant award between budget categories requires GMS and FHWA approval. If you wish to move more than 10% of the grant funds in your budget, submit a request in writing to the GMS office (again, requests can either be emailed or mailed). Include the proposed new budget breakdown. Adding new budget categories would likely constitute a change in project scope and would require GMS and FHWA approval. If this is the case, a NEPA reevaluation may also be required and documentation provided before any approval could be granted.

Project Cancellation

In extreme circumstances, you may determine that your organization will be unable to complete your project and will need to cancel the project. Your project must be withdrawn prior to any reimbursement of grant funds and prior to signing any contracts. Once a partial reimbursement has been made, the project cannot be withdrawn. To withdraw a project, submit a written request to GMS.

Reimbursement Requests

Reimbursement requests may be submitted quarterly in conjunction with Quarterly Reports but, in order to ensure that projects do not become inactive, project sponsors are required to submit at least one reimbursement request every six months. Reimbursement requests may be emailed, faxed or mailed to the address on page 2 of this guide. Reimbursement requests must include the following:

- **Reimbursement Statement**, provided in Appendix H and also online at <https://mostateparks.com/page/61220/recreational-trails-program-rtp-grants>. The Reimbursement Statement is the signed statement from the project sponsor formally requesting grant reimbursement. For each Reimbursement Statement submitted, indicate whether this is the first billing, second billing, or third and so on, under "Billing Number" at the top of the form. The total cost for your project this billing period must agree with the total of all invoices, labor, equipment, in-kind contributions and donations shown on the Reimbursement Log form.
- **Reimbursement Log**, provided in Appendix H and also online at <https://mostateparks.com/page/61220/recreational-trails-program-rtp-grants>. The Reimbursement Log documents the costs of your project and should reflect the list of eligible costs indicated in your budget table. Each item listed on the log must be supported by the appropriate documentation, as outlined in the Cost Documentation section below.
- **Individual and Volunteer Time Record**, provided in Appendix H and online at the address above. Use the Time Record to document the hourly rate of all force account (in-house) employees and all volunteers working on the project. See the Cost Documentation section below for further details.
- **Equipment Use Log**, also provided in Appendix H and online at the address above. The Equipment Use Log documents the cost of in-house equipment usage and, when appropriate, the cost of using loaned equipment, as outlined in the Cost Documentation section below.

Cost Documentation

Only eligible costs will be reimbursed or allowed to be used as the sponsor's match. Eligible costs are those that relate directly to your project scope, are specified in your project budget table and narrative, and were incurred within the project period identified on your project agreement. Pre-award planning, engineering and environmental review costs may be used as a portion of the project sponsor's match, as long as those costs do not exceed 10% of the total project cost and were incurred within 18 months prior to project approval. All costs incurred by the sponsor for both contract work and work performed by the sponsor personnel for whom reimbursement is sought must be supported by original source documents or documentation which provides adequate assurance that the quantities of completed work were determined accurately and on a uniform basis.

Documentation of Contract Labor:

When submitting invoices to the project sponsor for completed work, in addition to documentation which may be required to demonstrate compliance with federal prevailing wage laws, contractors on projects subject to state prevailing wage laws must also include a certified copy of their employee payroll and a signed Statement of Compliance indicating that the payrolls are correct and complete and that each employee has been paid the prevailing wage rate for the work performed in accordance with Missouri's Prevailing Wage law. For more information about Missouri prevailing wage requirements, rates, and how to complete the Contractors Payroll Form (http://labor.mo.gov/sites/default/files/pubs_forms/LS-57-AI.pdf), visit the Missouri Department of Labor and Industrial Relations prevailing wage webpage at <http://labor.mo.gov/DLS/PrevailingWage/pwContractors>.

Documentation of Force Account Labor and In-House Equipment Usage:

This type of cost involves the use of your organization's paid work crews (on your payroll) and/or equipment in the completion of your project. Use the Individual and Volunteer Time Record for each employee who works on an aspect of the project. Indicate the employee's hourly rate at the top of the form. The description of work must be tied directly to the project's scope. Both the employee and their supervisor must sign the Individual and Volunteer Time Record. Copies of payroll checks must accompany the time record forms and reflect the dates indicated on the forms. Additionally, a copy of the employee's earnings record, which shows rate of pay, gross pay and deductions for the pay period, must be included. A computer payroll register may be substituted for the earnings record. Fringe benefit reports must indicate the percentage each fringe benefit is of gross salary.

Track equipment use on the Equipment Use Log, using one form for each type of equipment used and noting the type of equipment, hours of use, and hourly rate. The Equipment Use Log must be signed by the equipment operator and his/her supervisor. Use the Federal Emergency Management Agency's (FEMA) Schedule of Equipment Rates to determine the cost of operating various pieces of mechanized equipment (<https://www.fema.gov/schedule-equipment-rates>).

Documentation of Volunteer Services:

The value of volunteer labor can also be used for the project sponsor's match. A volunteer's donated time will be valued at \$10/hour unless the person is professionally skilled in the work being performed on the project. When this is the case, the wage rate this individual is normally paid for performing this service may be used. For assistance in determining the wage rates by occupation in your area, visit the U.S. Department of Labor's Bureau of Labor Statistics website at <https://www.bls.gov/bls/blswage.htm>. Use the Individual and Volunteer Time Record for each volunteer who works on an aspect of the project. The description of work must be tied directly to the project's scope. Both the volunteer and the project manager must sign the Individual and Volunteer Time Record.

The value of donated supplies, materials and equipment that are permanently acquired should be reasonable and not exceed the current market prices at the time they are purchased for the project. Use the Reimbursement Log to record donated contributions of supplies and materials, and provide the fair market value by listing the comparable prices from other vendors or the amount paid by the donor. Cash donations must be documented by a copy of the check from the donor and a copy of the project sponsor's bank account statement showing the deposit. If your project includes the value of a land donation, the steps you followed in Section III will have provided you with an appraisal valuation, a copy of which you will have already submitted to GMS. Document the appraised value of the real property on the Reimbursement Log.

Occasionally, equipment used in the construction of a facility will be loaned to the project sponsor. The sponsor may claim the value of the equipment use as donated contribution to the sponsor's share of project costs. Use the Equipment Use Log as you would for in-kind equipment usage and, in place of the employee signature, have the volunteer sign instead. The project manager supervisor must sign as well. Use FEMA's Schedule of Equipment Rates to value the cost of operating the piece of equipment.

Documentation of Purchase:

Follow the Contracting and Buy America requirements outlined in Section IV., as applicable. Use the Reimbursement Log to record any materials, supplies, vehicles or motorized construction/maintenance equipment you purchase as part of the project. Submit supporting documentation with the log, which includes copies of invoices, copies of receipts, and copies of checks used to pay the invoices. Ensure all copies of invoices and receipts are legible. Invoices should include the project number assigned to your project, as indicated on your project agreement. Invoices must be dated prior to the project period end date and paid for within 30 days after the project end date. Ensure that any checks written to pay invoices and receipts are from the project sponsor's bank account. For vehicle purchase (such as ATVs) or motorized construction/maintenance equipment, the sponsor must also complete the Equipment Purchase Record in Appendix H and submit with the reimbursement request.

Final Reimbursement Request

Your final reimbursement request should be submitted within **60 days** after project completion or following the end date of the project period indicated on your project agreement, whichever comes first. The final reimbursement request should include the Reimbursement Statement, the Reimbursement Log, the Individual and Volunteer Time Record form, the Equipment Use Log as appropriate, and all supporting cost documentation as outlined above. Additionally, a Final Inspection Request and a Project Closeout Packet must accompany your final reimbursement request. A copy of the Final Reimbursement Request is provided in Appendix I and detailed instructions for completing it and compiling the Project Closeout Packet are included in Section VI. Project Closeout and Post-Completion Requirements.

SECTION VI. PROJECT CLOSEOUT AND POST-COMPLETION REQUIREMENTS

Project Completion

The date of completion is the date when all work in a project is completed, or the date the project expires, whichever comes first. The project sponsor should submit the final reimbursement request, final inspection request and all required project close-out documents within **60 days** after the date of completion (see the Project Closeout Packet section below). GMS staff will conduct a final inspection of the project site, using the as-built plans submitted by the project sponsor, the original project scope, and any subsequent amendments as aids in determining project compliance. If a vehicle or motorized construction/maintenance equipment were purchased as part of the project, GMS staff will require to see the equipment during the final inspection.

RTP Acknowledgement Sign

Once the project is complete, a sign acknowledging the Recreational Trails Program must be posted at the project site, and should be placed at the entrance to a trailhead or trail. An acknowledgement sign must be maintained at the project site for at least 25 years. For your convenience, a sign may be ordered online from the Missouri Vocational Enterprises at <https://docservices.mo.gov/mve/products/signsDecals/agencySign.html> (reference #S-14189 when ordering). The cost of the sign may be reimbursed if signs are a cost element identified in your budget table.



Project Closeout Packet

Documents to be submitted as part of your project closeout packet include the following. Use the Project Closeout Documents Checklist in Appendix I to ensure that you've submitted all required documentation. GMS staff must receive your project closeout packet within **60 days** after the date of completion, to ensure time to schedule an inspection, resolve any outstanding issues and process your final reimbursement request.

- **Final reimbursement request.** Use the Reimbursement Statement form provided in Appendix H (or the electronic form at <https://mostateparks.com/page/61220/recreational-trails-program-rtp-grants>). Under "Billing Status," check the box marked "Final." Include a Reimbursement Log, relevant time and equipment use records, and all pertinent cost documentation, as outlined in Section V.
- **Final Inspection Request form.** A copy of the Final Inspection Request form is provided in Appendix I. On the form, provide three potential dates when you or someone from your organization who is familiar with the project could meet with GMS staff for a final inspection. It's important that the proposed dates fall within a 30-day window following the submittal of your project closeout packet. This will give GMS time to contact you to schedule an inspection and you time to resolve any outstanding issues noted by GMS during the inspection. Additionally, it will allow GMS time to process your final reimbursement.
- **As-built site map.** An as-built site map must be submitted showing the location of the project area and any trailhead/trailside facilities. The plan must identify the work funded by the grant, completion date, and boundaries of the site. The plan must also identify any accessible amenities and structures, and should include a copy of the completed Accessibility Checklist. In a few cases, there may be no changes from the site map submitted with the application other than labeling it with the completion date. This plan will become a part of the permanent records maintained by GMS on behalf of DNR. It is also to be kept permanently in the project sponsor's public property records and available for public inspection with the project agreement.
- **As-built facility plans.** As-built plans showing elevations and floor plans of all structures and facilities must be submitted. The plans must also indicate the accessibility standards that were incorporated into the project. A copy of the completed Accessibility Checklist must also be included.
- **Post-Construction Certification.** A copy of the signed Post Construction Certificate (found in the Appendix I) must accompany the final reimbursement for development projects. This form is to be completed by the supervising architect or engineer on the project. If the project did not involve a contract architect or engineer, then the project sponsor's architect, engineer or project manager should inspect the project and sign the Post Construction Certification.
- **Control and tenure documentation.** If not already submitted to GMS, copies of property titles, leases, easements, or appropriate documents must be submitted as part of a project's documentation. This includes copies of deeds or easements of real property acquired with RTP funds or real property donated as part of this project. It also includes the easement recording the 25 year stewardship requirements (found in Appendix I).

Record Retention

For audit purposes, the project sponsor will need to retain financial records, supporting documents, environmental clearances and all other records pertinent to the RTP grant for a period of **five years** starting from the date of submission of the final payment request, per Section B of Appendix D (DNR Federal Financial Assistance Agreements General Terms and Conditions). Refer to Section IV for a list of documents you are required to maintain in your project file.

Long-Term Stewardship Responsibilities

Property developed with federal assistance must be properly operated and maintained for general public use. The site should appear attractive and inviting to the public. Proper sanitation and sanitary facilities should be maintained in accordance with applicable federal, state and local standards. The site should be kept safe for public use. Buildings, roads, and other improvements should be kept in reasonable repair throughout their lifetime to prevent undue deterioration and to encourage public use. Evidence of vandalism should be repaired as quickly as possible.

Inspections:

Completed projects will be inspected periodically by GMS staff. Copies of the inspection reports will be sent to the project sponsor. The purpose of these inspections is to ensure that the site is being used for the purposes intended; the site is attractive and properly maintained; and the area is accessible and open to the general public.


Public access:

All facilities developed with RTP funds must be operated and maintained in public use for 25 years. The facility should be kept open for general public use at reasonable hours and times of the year according to the type of area or facility. The project must be open to entry and use by all persons regardless of race, religion, color, sex, national origin, age, disability, or place of residence. The site cannot be restricted for use only by community or county residents. Project sponsors may impose reasonable limits on the type and extent of use of areas and facilities developed with RTP funds when such a limitation is necessary for maintenance or preservation.

If fees are charged to use federally-funded sites or facilities, the project sponsor must submit a complete schedule of all charges to be assessed for those using the facilities to GMS. If trails are partially funded by local tax revenues, a higher user fee may be charged to out-of-city or out-of-county residents. Where there is no charge for residents, but a fee is charged to nonresidents, nonresident fees cannot exceed fees charged for residents at comparable state or local public facilities. Reservations, membership or annual permit systems available to residents must also be available to nonresidents and the period of availability must be the same for both.

Maintenance requirements for equipment purchased with RTP funds:

The use, control and maintenance of equipment purchased with RTP funds must follow the procedures outlined in Section H in Appendix D (DNR Federal Financial Assistance Agreements General Terms and Conditions). It is especially incumbent on you to ensure that any equipment purchased with RTP funding will be used primarily for the construction and maintenance of trail-related projects. You are required to establish adequate safeguards to prevent against loss, damage, or theft of the equipment, and to develop adequate maintenance procedures to keep the equipment in good condition for its useful life.



MISSOURI DEPARTMENT OF NATURAL RESOURCES

DIVISION OF STATE PARKS

FEDERAL RECREATIONAL TRAILS PROGRAM CFDA 20.219

NEPA DETERMINATION FORM

GENERAL PROJECT INFORMATION

1. PROJECT NUMBER		PROJECT TITLE	
2. NAME OF PROJECT SPONSOR			
ADDRESS			
CITY		STATE	ZIP
3. PROJECT CONTACT PERSON			
EMAIL ADDRESS		PHONE	FAX
4. LOCATION OF PROJECT: COUNTY IN WHICH THE PROJECT IS LOCATED			
CITY OR TOWN IN WHICH THE PROJECT IS LOCATED (If project is not located within city limits, indicate nearest city or town.)			
TOWNSHIP, RANGE, SECTION			
LATITUDE		LONGITUDE	
5. IS PROJECT LOCATED ON STATE OR FEDERAL LAND?			
<input type="checkbox"/> YES		IF YES, INDICATE NAME OF AREA AND NAME OF AGENCY	
<input type="checkbox"/> NO			
6. PROJECT IS EXEMPT FROM NEPA REVIEW BECAUSE IT: (Indicate which of the following conditions apply and skip to Certification of Responsible Person.)			
<input type="checkbox"/> IS AN EDUCATIONAL PROJECT THAT DOES NOT INCLUDE CONSTRUCTION ACTIVITIES			
<input type="checkbox"/> IS FOR EQUIPMENT PURCHASE ONLY			
7. PROVIDE A DESCRIPTION OF THE PROJECT SCOPE AND FOOTPRINT OF THE ENVIRONMENTAL REVIEW AREA (Attach map delineating both the project limits and the environmental review area.)			

SECTION 106 REVIEW

8. WERE ANY HISTORIC PROPERTIES IDENTIFIED WITHIN THE PROJECT AREA?	
<input type="checkbox"/> YES (Complete Question 9)	
<input type="checkbox"/> NO (Skip to Question 12)	
9. PROVIDE A DESCRIPTION OF IDENTIFIED HISTORIC PROPERTIES	

10. INDICATE THE EFFECT DETERMINATION INDICATED IN THE CULTURAL RESOURCE ASSESSMENT FROM SHPO (**Attach a copy of the SHPO determination letter.**)

- ☐ NO HISTORIC PROPERTIES AFFECTED
- ☐ NO ADVERSE EFFECT
- ☐ ADVERSE EFFECT (Must have an executed MOA attached)

11. LIST ANY MITIGATION/COMMITMENTS REQUIRED BY SHPO

12. BY MARKING THE BOX BELOW, YOU ARE AGREEING TO COMPLY WITH THE FOLLOWING ENVIRONMENTAL COMMITMENT:

- ☐ **If the current project area or scope of work are changed or a borrow area is included in the project, work must stop and appropriate information must be provided to SHPO for further review and comment. If potential historic, cultural, archaeological, or paleontological resources are encountered during construction activities, work shall cease immediately and SHPO and GMS will be contacted for further consultation. No work can resume until Section 106 Review is satisfactorily completed.**

THREATENED AND ENDANGERED SPECIES

13. FROM YOUR EVALUATION, WHAT IS THE EFFECT DETERMINATION FOR IMPACTS ON ANY FEDERALLY- OR STATE-LISTED THREATENED OR ENDANGERED SPECIES? (**Attach a copy of the USFWS Official Species List and MDC Natural Heritage Review Report.**)

- ☐ NO EFFECT
- ☐ MAY AFFECT, NOT LIKELY TO ADVERSELY AFFECT
- ☐ MAY AFFECT, LIKELY TO ADVERSELY AFFECT

14. PLEASE PROVIDE JUSTIFICATION FOR THE "NO EFFECT" DETERMINATION OR, IF THE PROJECT HAS A "MAY AFFECT" DETERMINATION, DESCRIBE PROJECT ACTIVITIES THAT MAY IMPACT EACH LISTED SPECIES (If more space is needed, attach separate sheets. Attach photos, as necessary.)

15. LIST COMMITMENTS THAT WILL BE INCORPORATED TO AVOID OR MINIMIZE IMPACTS TO T&E SPECIES (If more space is needed, attach separate sheets.)

SECTION 6(F)(3) LANDS

16. IS THE PROJECT LOCATED WITHIN A PARK OR OTHER LAND PROTECTED UNDER 6(F)(3) OF THE LAND AND WATER CONSERVATION FUND? (**Attach a copy of the determination letter from GMS staff.**)

☐ YES (Complete Question 17)

☐ NO (Skip to Question 19)

17. DESCRIBE IMPACTS OF PROJECT ON 6(F)(3) LAND

18. LIST ANY COMMITMENTS REQUIRED BY GMS TO AVOID OR MINIMIZE ADVERSE EFFECTS TO 6(F)(3) LAND

IMPACT TO JURISDICTIONAL WATERS

19. WILL JURISDICTIONAL WATERS AND/OR WETLANDS BE IMPACTED BY THIS PROJECT?

☐ YES (Complete Question 20)

☐ NO (Skip to Question 23)

20. DESCRIBE THE EXTENT OF THE IMPACT TO JURISDICTIONAL WATERS AND/OR WETLANDS

21. INDICATE THE TYPE OF PERMIT ANTICIPATED

☐ 404 NWP

☐ 401 CONDITIONAL PERMIT

☐ 404 INDIVIDUAL PERMIT

☐ 401 INDIVIDUAL PERMIT

22. LIST ANY COMMITMENTS REQUIRED BY THE USACE AND DNR TO AVOID IMPACTS TO THE RESOURCES OR, IF PERMITS AREN'T YET IN-HAND, INCLUDE COMMITMENT STATEMENT TO ABIDE BY CONDITIONS REQUIRED BY USACE AND DNR (**Attach a copy of the USACE determination letter and a copy of the DNR determination letter, as appropriate.**)

WATER QUALITY

23. WILL YOUR PROJECT DISTURB AN ACRE OR MORE OF GROUND?

☐ YES (Complete Question 24)

☐ NO (Skip to Question 29)

24. ARE THERE ANY SENSITIVE AREAS WITHIN THE ENVIRONMENTAL REVIEW AREA, SUCH AS WELLS, SINKHOLES, STREAMS, SPRINGS OR CAVES?

☐ YES (Complete Question 25)

☐ NO (Skip to Question 28)

25. ARE ANY PROJECT IMPACTS ANTICIPATED FOR THESE AREAS?

☐ YES (Complete Question 26)

☐ NO (Skip to Question 27)

26. DESCRIBE IMPACTS OF PROJECT ON SENSITIVE AREAS

27. IF NO IMPACTS ARE ANTICIPATED, PLEASE INDICATE REASON(S) FOR THIS CONCLUSION

28. LIST CONDITIONS REQUIRED BY THE LAND DISTURBANCE PERMIT OR, IF THE PERMIT IS NOT YET IN-HAND, INCLUDE COMMITMENT STATEMENT TO ABIDE BY THE CONDITIONS REQUIRED BY THE PERMIT (**Attach a copy of the Land Disturbance Permit.**)

FLOODPLAIN IMPACTS

29. IS YOUR PROJECT WITHIN A FLOODPLAIN OR SPECIAL FLOOD HAZARD AREA? (**Attach a copy of the FEMA flood map for your project area.**)

☐ YES (Complete Question 30)

☐ NO (Skip to Question 33)

30. DESCRIBE IMPACTS OF PROJECT ON FLOODPLAIN OR SPECIAL FLOOD HAZARD AREA

31. INDICATE THE NAME OF THE PERMIT REQUIRED AND THE NAME OF THE ISSUING COMMUNITY OR COUNTY (**if already received, attach a copy of the permit.**)

32. LIST CONDITIONS REQUIRED BY THE PERMIT OR, IF THE PERMIT IS NOT YET IN-HAND, INCLUDE COMMITMENT STATEMENT TO ABIDE BY THE CONDITIONS REQUIRED BY THE PERMIT

AIR QUALITY

33. IS YOUR PROJECT LOCATED WITHIN THE ST. LOUIS OR KANSAS CITY METROPOLITAN PLANNING ORGANIZATION AREAS?

☐ YES (Complete Question 34)

☐ NO (Skip to Question 36)

34. DOES THE MPO CONSIDER YOUR PROJECT "REGIONALLY SIGNIFICANT?" (**Attach a copy of any correspondence from the MPO.**)

☐ YES (Complete Question 35)

☐ NO (Skip to Question 36)

35. INDICATE THE PROCESS OUTLINED BY THE MPO FOR INCLUSION OF YOUR PROJECT IN THE TIP

36. WILL YOUR PROJECT REQUIRE OPEN BURNING OF VEGETATIVE WASTE FROM LAND CLEARING?

☐ YES (Complete Question 37)

☐ NO (Skip to Question 39)

37. INDICATE THE NAME OF THE PERMIT REQUIRED AND THE NAME OF THE ISSUING AGENCY (**If already received, attach a copy of the permit.**)

38. LIST CONDITIONS REQUIRED BY THE PERMIT OR, IF THE PERMIT IS NOT YET IN-HAND, INCLUDE COMMITMENT STATEMENT TO ABIDE BY THE CONDITIONS REQUIRED BY THE PERMIT

HAZARDOUS WASTE

39. ARE THERE ANY KNOWN HAZARDOUS WASTE SITES WITHIN THE ENVIRONMENTAL REVIEW AREA? (**Attach a copy of the DNR E-START hazardous material map for your project area.**)

☐ YES (Complete Question 40)

☐ NO (Skip to Question 43)

40. ARE ANY PROJECT IMPACTS ANTICIPATED FOR THESE SITES?

☐ YES

☐ NO

41. DESCRIBE IMPACTS OF PROJECT ON HAZARDOUS WASTE SITES, OR JUSTIFY WHY NO IMPACTS ARE ANTICIPATED

42. LIST COMMITMENTS THAT WILL BE INCORPORATED TO AVOID HAZARDOUS SITES IN THE PROJECT AREA

43. BY MARKING THE BOX BELOW, YOU ARE AGREEING TO COMPLY WITH THE FOLLOWING ENVIRONMENTAL COMMITMENT:

- ☐ **If potential hazardous materials are encountered during construction, work shall cease at that location until a hazardous materials expert has reviewed the location and completed any necessary coordination and remediation. In the event hazardous materials are encountered, DNR shall be contacted immediately.**

OZARK NATIONAL SCENIC RIVERWAYS

44. IS THE PROJECT WITHIN THE OZARK NATIONAL SCENIC RIVERWAYS SCENIC EASEMENT?

- ☐ YES (Complete Question 45)
- ☐ NO (Skip to Question 48)

45. DESCRIBE IMPACTS OF PROJECT ON THE SCENIC EASEMENT

46. SUMMARIZE COORDINATION EFFORTS WITH NPS

47. LIST ANY COMMITMENTS REQUIRED BY NPS TO AVOID OR MINIMIZE ADVERSE IMPACTS

WILD AND SCENIC RIVERS

48. IS THE PROJECT WITHIN THE ELEVEN POINT SCENIC RIVER SCENIC EASEMENT?

☐ YES (Complete Question 49)

☐ NO (Skip to Question 52)

49. DESCRIBE IMPACTS OF PROJECT ON THE SCENIC EASEMENT

50. SUMMARIZE COORDINATION EFFORTS WITH USFS

51. LIST ANY COMMITMENTS REQUIRED BY USFS TO AVOID OR MINIMIZE ADVERSE IMPACTS

FARMLANDS

52. DOES YOUR PROJECT IMPACT PRIME OR UNIQUE FARMLAND? (**Attach a copy of the NRCS Web Soil Survey for your project area.**)

☐ YES (Complete Question 53)

☐ NO (Skip to Question 56)

53. DESCRIBE IMPACTS OF PROJECT ON PRIME OR UNIQUE FARMLAND

54. PER THE FARMLAND CONVERSION IMPACT RATING FORM, IS THE IMPACT SCORE 160 OR HIGHER? **(Attach a copy of the Farmland Conversion Impact Rating Form.)**

☐ YES (Complete Question 55)

☐ NO (Skip to Question 56)

55. LIST COMMITMENTS REQUIRED BY THE NRCS, GMS AND FHWA TO MINIMIZE IMPACTS **(Attach a copy of any correspondence from the NRCS, GMS AND/OR FHWA.)**

ENVIRONMENTAL JUSTICE

56. DOES YOUR PROJECT AREA CONTAIN HIGHER THAN AVERAGE CONCENTRATIONS OF LOW-INCOME OR MINORITY POPULATIONS WHEN COMPARED TO THE REST OF THE COMMUNITY OR COUNTY IN WHICH YOUR PROJECT IS LOCATED?

☐ YES

☐ NO

57. DESCRIBE HOW YOU WERE ABLE TO MAKE THE ABOVE DETERMINATION

58. WILL YOUR PROJECT DISPROPORTIONALLY IMPACT LOW-INCOME OR MINORITY POPULATIONS IN THE PROJECT AREA?

☐ YES (Complete Question 59)

☐ NO (Skip to Question 60)

59. DESCRIBE IMPACTS AND WHAT EFFORTS WILL BE DONE TO MINIMIZE THE IMPACTS AND INCLUDE COMMITMENTS RESULTING FROM PUBLIC OUTREACH EFFORTS

60. IF YOU INDICATED YOUR PROJECT WILL NOT DISPROPORTIONALLY IMPACT LOW-INCOME OR MINORITY POPULATIONS IN THE PROJECT AREA, DESCRIBE HOW YOU WERE ABLE TO MAKE THAT DETERMINATION

NOISE

61. IS THIS A MOTORIZED PROJECT?

☐ YES (Complete Question 62)

☐ NO (Skip to Question 67)

62. ARE ANY NOISE SENSITIVE AREAS NEAR THE PROPOSED PROJECT?

☐ YES (Complete Question 63)

☐ NO (Skip to Question 64)

63. WILL THE PROJECT BE MOVING A NOISE SOURCE CLOSER TO OR INTRODUCING A NOISE SOURCE TO NOISE SENSITIVE AREAS?

☐ YES

☐ NO

64. DESCRIBE WHAT ACTIONS HAVE BEEN PERFORMED TO SOLICIT PUBLIC COMMENT ABOUT NOISE IMPACTS (**Attach copies of any public outreach efforts.**)

65. DESCRIBE ANY CONCERNS EXPRESSED BY THE PUBLIC REGARDING NOISE IMPACTS

66. DESCRIBE NOISE IMPACTS AND WHAT EFFORTS WILL BE DONE TO MINIMIZE THE IMPACTS (**Attach a copy of the noise impact assessment, if required.**)

TEMPORARY CONSTRUCTION IMPACTS

67. WILL TEMPORARY CONSTRUCTION ACTIVITIES SIGNIFICANTLY IMPACT USE OF OR ACCESS TO THE PROJECT AREA?

☐ YES (Complete Question 68)

☐ NO (Skip to Question 70)

68. DESCRIBE CONSTRUCTION IMPACTS AND WHAT EFFORTS WILL BE DONE TO MINIMIZE THE IMPACTS

69. DESCRIBE HOW THE PUBLIC HAS BEEN OR WILL BE INFORMED OF THE CONSTRUCTION ACTIVITIES (**Attach copies of any public outreach efforts.**)

PERMANENT IMPACTS TO TRAVEL PATTERNS

70. WILL THE PROJECT RESULT IN ANY PERMANENTLY NEGATIVE IMPACTS AFFECTING TRAVEL PATTERNS?

☐ YES (Complete Question 71)

☐ NO (Skip to Question 73)

71. DESCRIBE PERMANENT NEGATIVE IMPACTS AND WHAT EFFORTS WILL BE DONE TO MINIMIZE THE IMPACTS

72. DESCRIBE WHAT ACTIONS HAVE BEEN OR WILL BE PERFORMED TO SOLICIT PUBLIC COMMENT ABOUT THE PERMANENT IMPACTS (**Attach copies of any public outreach efforts.**)

PUBLIC/TRIBAL INVOLVEMENT

73. DESCRIBE ALL PUBLIC OUTREACH COMPLETED OR PLANNED FOR THIS PROJECT **(Attach copies of any public outreach efforts.)**

74. IS THERE ANY KNOWN CONTROVERSY OR OPPOSITION TO THE PROJECT?

☐ YES (Complete Question 75)

☐ NO (Skip to Certification of Responsible Person)

75. DESCRIBE EFFORTS TO ADDRESS OR MITIGATE PUBLIC CONCERNS ABOUT THE PROJECT

CERTIFICATION OF RESPONSIBLE PERSON

A RESPONSIBLE OFFICIAL FROM THE SPONSORING ORGANIZATION MUST SIGN AND DATE THE NEPA DETERMINATION FORM.

"By signing below, I hereby certify that the information contained in this NEPA Determination Form is true and correct to the best of my knowledge. I understand that any changes in scope, limits, impacts or commitments after the signing of this document require coordination with the Missouri Department of Natural Resources and Federal Highway Administration staff. I further agree to implement the commitments outlined in this form and in the Notice to Proceed letter(s) submitted by the Missouri Department of Natural Resources."

SIGNATURE

TITLE

PRINTED NAME

DATE

MAIL COMPLETED APPLICATION

Submit an original signed copy of this form and all required determination documentation to the Grants Management Section (address below). Retain a copy of this form for your files.

Missouri Department of Natural Resources
Division of State Parks
Grants Management Section
Attn: RTP Planner
PO Box 176
Jefferson City, MO 65102-0176

GRANTS MANAGEMENT SECTION USE ONLY	
T&E EFFECT DETERMINATION: <input type="checkbox"/> NO EFFECT <input type="checkbox"/> MAY AFFECT, NOT LIKELY TO ADVERSELY AFFECT (USFWS concurrence attached.) <input type="checkbox"/> MAY AFFECT, LIKELY TO ADVERSELY AFFECT (USFWS concurrence and Biological Assessment attached.)	
<input type="checkbox"/> SUMMARY OF COMMITMENTS REQUIRED BY USFWS ATTACHED	
COMMENTS:	
The Missouri Department of Natural Resources, Division of State Parks, Grants Management Section has reviewed the information provided in this form and the attached determination documentation and has determined that the proposed action is categorically excluded from the requirement to prepare an Environmental Assessment or Environmental Impact Statement under the National Environmental Policy Act.	
SIGNATURE	TITLE
PRINTED NAME	DATE
FEDERAL HIGHWAY ADMINISTRATION USE ONLY	
NEPA CLASS OF ACTION: <input type="checkbox"/> CE: Based on the information provided by the project sponsor in this form, the recommendation for approval from the Grants Management Section on behalf of the Missouri Department of Natural Resources, and in accordance with 23 CFR 771.117, this action is categorically excluded. No significant impacts will occur. <input type="checkbox"/> EA: Based on the information provided by the project sponsor in this form and in accordance with 23 CFR 771, an Environmental Assessment (EA) is to be prepared by the project sponsor to determine if an Environmental Impact Statement (EIS) is needed. Further coordination with FHWA is required. <input type="checkbox"/> EIS: Based on the information provided by the project sponsor in this form and in accordance with 23 CFR 771, an Environmental Impact Statement (EIS) is to be prepared by the project sponsor. Further coordination with FHWA is required.	
COMMENTS:	
SIGNATURE	TITLE
PRINTED NAME	DATE

APPENDIX B. REAL PROPERTY ACQUISITION DOCUMENTATION CHECKLIST

The following items are required documents to indicate compliance with Uniform Relocation Assistance and Real Property Acquisition Policies Act of 1970, as amended. Please submit **one copy** of each item to the Grants Management Section (GMS), at the address below. Use this checklist to ensure that you've included all required documentation.

RTP Planner
Grants Management Section
Missouri State Parks
PO Box 176
Jefferson City, MO 65102-0176

- ☐ **Title Search/Title Clearance Report** identifying owner of the property, any liens or restrictions on the property, or any rights or interests held by others. Original to be kept by the project sponsor, with a copy sent to GMS.
- ☐ **Notice of Interest** in real property sent to the landowner, with a copy of the letter retained by the project sponsor and a copy sent to GMS. The letter must include a statement of landowner and tenant rights. In the absence of the sponsor's own written guidelines for compliance with the Uniform Act and all applicable state and local requirements, the sponsor should enclose copies of the following booklets provided by the Federal Highway Administration, as appropriate: "Acquisition: Acquiring Real Property for Federal and Federal-Aid Programs and Projects" (http://www.fhwa.dot.gov/real_estate/uniform_act/acquisition/acquisition.pdf) and "Relocation: Your Rights and Benefits as a Displaced Person under the Federal Relocation Assistance Program" (https://www.fhwa.dot.gov/real_estate/publications/your_rights/rights2014.pdf).
- ☐ **Appraisal Report or Waiver Valuation**, the original retained by the sponsor, a copy given to the landowner and a copy sent to GMS. Property that is valued less than \$10,000 may not require an appraisal and may only require a waiver valuation. A sample Waiver Valuation is provided in this appendix.
- ☐ **Review Appraisal Report** by a certified review appraiser. The original should be retained by the project sponsor and a copy sent to the landowner and GMS.
- ☐ **Written Offer of Just Compensation** and all required attachments sent to the landowner, with a copy kept by the project sponsor and a copy sent to GMS. A sample Offer of Just Compensation is provided in this appendix.
- ☐ **Written Statement of Just Compensation** sent to the landowner, with a copy kept by the sponsor and a copy sent to GMS. A sample is provided in this appendix.
- ☐ **Waiver of Right to Just Compensation** signed by the landowner, indicating voluntary donation of the property, either in part or a full donation. A sample is provided in this appendix. Signed originals should be kept by the sponsor and the landowner, with a copy sent to GMS.
- ☐ **Statement of Justification of Difference in Value** must be submitted to GMS, when the negotiated price is more than the approved appraised value. This statement should relay the history of negotiations between the sponsor and the landowner, the importance of the proposed purchase as opposed to alternative sites, or other justification regarding the need to purchase the property at higher than appraised value.

**NOTICE OF INTEREST
(SAMPLE)**

Date

Name of Landowner

Address

City, State ZIP

Dear _____ (*Name of Landowner*),

On behalf of _____ (*Name of Project Sponsor*), I am writing to inform you of our interest in acquiring the property located at _____ (*Address of Property*), further described as _____ (*Legal Description of Property*) _____. Our records indicate the property is owned by _____ (*Name of Landowner*). Acquiring the property will allow us to develop _____ (*Name of Project*).

We have received funds through the Federal Highway Administration's (FHWA) Recreational Trails Program (RTP) to develop this project. Because federal funds are being used for the project, it is subject to the Uniform Relocation Assistance and Real Property Acquisition Policies Act of 1970, as amended. To help you understand your rights under the act, we have enclosed two informational booklets. Under the act, you are entitled to just compensation based on the fair market value of your property. Additionally, you and any tenant currently on the property may be eligible for relocation assistance. And, because RTP regulations prohibit property condemnation of any kind, your property will not be condemned if you do not wish to enter negotiations for the acquisition of your property.

We are hopeful that, because of the benefits to be derived from the project, we can reach an agreement with you to acquire the land and/or property rights needed to accomplish the project, either through purchase, lease, easement or donation. If you would be interested in discussing acquisition options, please contact _____ (*Name of Project Sponsor's Representative*) at _____ (*Phone Number/Email Address*). He/She will outline the next steps of the process.

Thank you very much for your consideration of our proposal.

Sincerely,

Signature of Project Sponsor's Authorized Representative

Title of Project Sponsor's Authorized Representative

c: RTP Planner, Missouri Department of Natural Resources, Division of State Parks

Enclosures: "Acquisition: Acquiring Real Property for Federal and Federal-Aid Programs and Projects"
"Relocation: Your Rights and Benefits as a Displaced Person under the Federal Relocation Assistance Program"

**WAIVER VALUATION
(SAMPLE)**

Project Name _____
Parcel Address _____
Parcel Number _____
County _____

Property Owner _____
Owner's Address _____

Date Owner Invited To Accompany Person _____
Assessing Value: _____

Identification of Property _____

Lot: _____ Zoning: _____ Area _____ Sq. Ft.: _____ Acres: _____

Past Sales of Property (5 years): _____

Improvements to Property since Last Sale:

Description of Acquisition : _____

Calculation of Value of Land to be Acquired:

Land: _____ acres at \$_____/per acres = \$_____

Basis for Value:

Calculation of Value of Improvements to be Acquired:

Type of Improvement: _____ = \$ _____

Type of Improvement: _____ = \$ _____

Type of Improvement: _____ = \$ _____

Basis for Value:

Final Value Estimate:

Land Value \$_____ + Value of Improvements \$_____ = \$_____

Prepared by: _____

Date: _____

Signature of Preparer: _____

Required Attachments:

Site Plan

Photograph of Acquisition Area

Comparable Sale or Other Value Support

**WRITTEN OFFER OF JUST COMPENSATION
(SAMPLE)**

Date

Name of Landowner

Address

City, State ZIP

Dear _____ (*Name of Landowner*),

On behalf of _____ (*Name of Project Sponsor*), I am writing this Offer of Just Compensation for the property located at _____ (*Address of Property*), further described as _____ (*Legal Description of Property*).

We have had the property appraised by a licensed appraiser and this report has been thoroughly analyzed by a certified review appraiser and found to be well-supported. Please find enclosed a copy of the appraisal and appraisal review. A Statement of Just Compensation is also enclosed, that provides the basis for the Offer of Just Compensation. Based on the appraisal and review, _____ (*Name of Project Sponsor*) hereby makes you an offer in the amount of \$ _____ (*Appraised Value*) for the purchase of your property. Relocation benefits to which you may be entitled are in addition to the acquisition price of your property.

If this offer meets with your approval, or if you have any questions, please contact _____ (*Name of Project Sponsor's Representative*) at _____ (*Phone Number/Email Address*). Our staff has prepared _____ (*Description of Conveyance Documents*) to assist in finalizing the acquisition.

Thank you very much for your cooperation and favorable consideration of this offer.

Sincerely,

Signature of Project Sponsor's Authorized Representative

Title of Project Sponsor's Authorized Representative

c: RTP Planner, Missouri Department of Natural Resources, Division of State Parks

Enclosure: Appraisal Report
Appraisal Review Report
Statement of Just Compensation

**WRITTEN STATEMENT OF JUST COMPENSATION
(SAMPLE)**

Description and Location of Property

_____*(Name of Project Sponsor)* proposes to purchase land and improvements on _____*(Legal Description of Property)* from owner at _____*(Address of Landowner)*.

Purpose of Purchase

_____*(Name of Project Sponsor)* intends to use the parcel for construction of _____*(Name of Project)*.

Improvements

(Provide a description of the physical setting and improvements, buildings, etc., on the property.)

Declaration of Offer

Based on an appraisal by a licensed appraiser and an appraisal review by a certified review appraiser, _____*(Name of Project Sponsor)* hereby makes an offer in the amount of \$ _____*(Appraised Value)* for the purchase of said property. This offer is for the fair market value of the property and does not include any considerations of decrease or increase in value attributable to the project for which it is being acquired. It reflects no relocation payments which the owner/tenant may be entitled to receive under Uniform Relocation Assistance and Real Property Acquisition Policies Act of 1970, as amended.

Definition of Fair Market Value

"Fair Market Value is the highest price estimated in terms of money which the property would bring if exposed for sale in the open market, allowing a reasonable time in which to find a purchaser buying with knowledge of all the uses and purposes for which it is adapted and for which it is capable of being used."

Appraisal Techniques

The following techniques were utilized to determine the fair market value of this property.

(List the techniques used by the appraiser to determine fair market value, such as Cost Approach, Sales Comparison Approach, and Value Estimate by the Income Capitalization Approach.)

Final Estimate of Value

(Provide an explanation of how the appraiser arrived at the final opinion of value and how the results of each approach were weighed in that opinion, and the reliability of each approach to this particular piece of property. The final estimate of value should be a single amount that reflects all contributing values of the property from improvements, etc.)

WAIVER OF ACQUISITION RIGHTS AND BENEFITS UNDER THE FINAL GOVERNMENT-WIDE RULE IMPLEMENTING THE UNIFORM RELOCATION ASSISTANCE AND REAL PROPERTY ACQUISITION POLICIES ACT OF 1970, AS AMENDED.

Date:

REQUIRED CONTRACT PROVISIONS FEDERAL-AID CONSTRUCTION CONTRACTS

- I. General
- II. Nondiscrimination
- III. Nonsegregated Facilities
- IV. Davis-Bacon and Related Act Provisions
- V. Contract Work Hours and Safety Standards Act Provisions
- VI. Subletting or Assigning the Contract
- VII. Safety: Accident Prevention
- VIII. False Statements Concerning Highway Projects
- IX. Implementation of Clean Air Act and Federal Water Pollution Control Act
- X. Compliance with Governmentwide Suspension and Debarment Requirements
- XI. Certification Regarding Use of Contract Funds for Lobbying

ATTACHMENTS

A. Employment and Materials Preference for Appalachian Development Highway System or Appalachian Local Access Road Contracts (included in Appalachian contracts only)

I. GENERAL

1. Form FHWA-1273 must be physically incorporated in each construction contract funded under Title 23 (excluding emergency contracts solely intended for debris removal). The contractor (or subcontractor) must insert this form in each subcontract and further require its inclusion in all lower tier subcontracts (excluding purchase orders, rental agreements and other agreements for supplies or services).

The applicable requirements of Form FHWA-1273 are incorporated by reference for work done under any purchase order, rental agreement or agreement for other services. The prime contractor shall be responsible for compliance by any subcontractor, lower-tier subcontractor or service provider.

Form FHWA-1273 must be included in all Federal-aid design-build contracts, in all subcontracts and in lower tier subcontracts (excluding subcontracts for design services, purchase orders, rental agreements and other agreements for supplies or services). The design-builder shall be responsible for compliance by any subcontractor, lower-tier subcontractor or service provider.

Contracting agencies may reference Form FHWA-1273 in bid proposal or request for proposal documents, however, the Form FHWA-1273 must be physically incorporated (not referenced) in all contracts, subcontracts and lower-tier subcontracts (excluding purchase orders, rental agreements and other agreements for supplies or services related to a construction contract).

2. Subject to the applicability criteria noted in the following sections, these contract provisions shall apply to all work performed on the contract by the contractor's own organization and with the assistance of workers under the contractor's immediate superintendence and to all work performed on the contract by piecework, station work, or by subcontract.

3. A breach of any of the stipulations contained in these Required Contract Provisions may be sufficient grounds for withholding of progress payments, withholding of final payment, termination of the contract, suspension / debarment or any other action determined to be appropriate by the contracting agency and FHWA.

4. Selection of Labor: During the performance of this contract, the contractor shall not use convict labor for any purpose within the limits of a construction project on a Federal-aid highway unless it is labor performed by convicts who are on parole, supervised release, or probation. The term Federal-aid highway does not include roadways functionally classified as local roads or rural minor collectors.

II. NONDISCRIMINATION

The provisions of this section related to 23 CFR Part 230 are applicable to all Federal-aid construction contracts and to all related construction subcontracts of \$10,000 or more. The provisions of 23 CFR Part 230 are not applicable to material supply, engineering, or architectural service contracts.

In addition, the contractor and all subcontractors must comply with the following policies: Executive Order 11246, 41 CFR 60, 29 CFR 1625-1627, Title 23 USC Section 140, the Rehabilitation Act of 1973, as amended (29 USC 794), Title VI of the Civil Rights Act of 1964, as amended, and related regulations including 49 CFR Parts 21, 26 and 27; and 23 CFR Parts 200, 230, and 633.

The contractor and all subcontractors must comply with: the requirements of the Equal Opportunity Clause in 41 CFR 60-1.4(b) and, for all construction contracts exceeding \$10,000, the Standard Federal Equal Employment Opportunity Construction Contract Specifications in 41 CFR 60-4.3.

Note: The U.S. Department of Labor has exclusive authority to determine compliance with Executive Order 11246 and the policies of the Secretary of Labor including 41 CFR 60, and 29 CFR 1625-1627. The contracting agency and the FHWA have the authority and the responsibility to ensure compliance with Title 23 USC Section 140, the Rehabilitation Act of 1973, as amended (29 USC 794), and Title VI of the Civil Rights Act of 1964, as amended, and related regulations including 49 CFR Parts 21, 26 and 27; and 23 CFR Parts 200, 230, and 633.

The following provision is adopted from 23 CFR 230, Appendix A, with appropriate revisions to conform to the U.S. Department of Labor (US DOL) and FHWA requirements.

1. Equal Employment Opportunity: Equal employment opportunity (EEO) requirements not to discriminate and to take affirmative action to assure equal opportunity as set forth under laws, executive orders, rules, regulations (28 CFR 35, 29 CFR 1630, 29 CFR 1625-1627, 41 CFR 60 and 49 CFR 27) and orders of the Secretary of Labor as modified by the provisions prescribed herein, and imposed pursuant to 23 U.S.C. 140 shall constitute the EEO and specific affirmative action standards for the contractor's project activities under

this contract. The provisions of the Americans with Disabilities Act of 1990 (42 U.S.C. 12101 et seq.) set forth under 28 CFR 35 and 29 CFR 1630 are incorporated by reference in this contract. In the execution of this contract, the contractor agrees to comply with the following minimum specific requirement activities of EEO:

a. The contractor will work with the contracting agency and the Federal Government to ensure that it has made every good faith effort to provide equal opportunity with respect to all of its terms and conditions of employment and in their review of activities under the contract.

b. The contractor will accept as its operating policy the following statement:

"It is the policy of this Company to assure that applicants are employed, and that employees are treated during employment, without regard to their race, religion, sex, color, national origin, age or disability. Such action shall include: employment, upgrading, demotion, or transfer; recruitment or recruitment advertising; layoff or termination; rates of pay or other forms of compensation; and selection for training, including apprenticeship, pre-apprenticeship, and/or on-the-job training."

2. EEO Officer: The contractor will designate and make known to the contracting officers an EEO Officer who will have the responsibility for and must be capable of effectively administering and promoting an active EEO program and who must be assigned adequate authority and responsibility to do so.

3. Dissemination of Policy: All members of the contractor's staff who are authorized to hire, supervise, promote, and discharge employees, or who recommend such action, or who are substantially involved in such action, will be made fully cognizant of, and will implement, the contractor's EEO policy and contractual responsibilities to provide EEO in each grade and classification of employment. To ensure that the above agreement will be met, the following actions will be taken as a minimum:

a. Periodic meetings of supervisory and personnel office employees will be conducted before the start of work and then not less often than once every six months, at which time the contractor's EEO policy and its implementation will be reviewed and explained. The meetings will be conducted by the EEO Officer.

b. All new supervisory or personnel office employees will be given a thorough indoctrination by the EEO Officer, covering all major aspects of the contractor's EEO obligations within thirty days following their reporting for duty with the contractor.

c. All personnel who are engaged in direct recruitment for the project will be instructed by the EEO Officer in the contractor's procedures for locating and hiring minorities and women.

d. Notices and posters setting forth the contractor's EEO policy will be placed in areas readily accessible to employees, applicants for employment and potential employees.

e. The contractor's EEO policy and the procedures to implement such policy will be brought to the attention of employees by means of meetings, employee handbooks, or other appropriate means.

4. Recruitment: When advertising for employees, the contractor will include in all advertisements for employees the notation: "An Equal Opportunity Employer." All such advertisements will be placed in publications having a large circulation among minorities and women in the area from which the project work force would normally be derived.

a. The contractor will, unless precluded by a valid bargaining agreement, conduct systematic and direct recruitment through public and private employee referral sources likely to yield qualified minorities and women. To meet this requirement, the contractor will identify sources of potential minority group employees, and establish with such identified sources procedures whereby minority and women applicants may be referred to the contractor for employment consideration.

b. In the event the contractor has a valid bargaining agreement providing for exclusive hiring hall referrals, the contractor is expected to observe the provisions of that agreement to the extent that the system meets the contractor's compliance with EEO contract provisions. Where implementation of such an agreement has the effect of discriminating against minorities or women, or obligates the contractor to do the same, such implementation violates Federal nondiscrimination provisions.

c. The contractor will encourage its present employees to refer minorities and women as applicants for employment. Information and procedures with regard to referring such applicants will be discussed with employees.

5. Personnel Actions: Wages, working conditions, and employee benefits shall be established and administered, and personnel actions of every type, including hiring, upgrading, promotion, transfer, demotion, layoff, and termination, shall be taken without regard to race, color, religion, sex, national origin, age or disability. The following procedures shall be followed:

a. The contractor will conduct periodic inspections of project sites to insure that working conditions and employee facilities do not indicate discriminatory treatment of project site personnel.

b. The contractor will periodically evaluate the spread of wages paid within each classification to determine any evidence of discriminatory wage practices.

c. The contractor will periodically review selected personnel actions in depth to determine whether there is evidence of discrimination. Where evidence is found, the contractor will promptly take corrective action. If the review indicates that the discrimination may extend beyond the actions reviewed, such corrective action shall include all affected persons.

d. The contractor will promptly investigate all complaints of alleged discrimination made to the contractor in connection with its obligations under this contract, will attempt to resolve such complaints, and will take appropriate corrective action within a reasonable time. If the investigation indicates that the discrimination may affect persons other than the complainant, such corrective action shall include such other persons. Upon completion of each investigation, the contractor will inform every complainant of all of their avenues of appeal.

6. Training and Promotion:

a. The contractor will assist in locating, qualifying, and increasing the skills of minorities and women who are

applicants for employment or current employees. Such efforts should be aimed at developing full journey level status employees in the type of trade or job classification involved.

b. Consistent with the contractor's work force requirements and as permissible under Federal and State regulations, the contractor shall make full use of training programs, i.e., apprenticeship, and on-the-job training programs for the geographical area of contract performance. In the event a special provision for training is provided under this contract, this subparagraph will be superseded as indicated in the special provision. The contracting agency may reserve training positions for persons who receive welfare assistance in accordance with 23 U.S.C. 140(a).

c. The contractor will advise employees and applicants for employment of available training programs and entrance requirements for each.

d. The contractor will periodically review the training and promotion potential of employees who are minorities and women and will encourage eligible employees to apply for such training and promotion.

7. Unions: If the contractor relies in whole or in part upon unions as a source of employees, the contractor will use good faith efforts to obtain the cooperation of such unions to increase opportunities for minorities and women. Actions by the contractor, either directly or through a contractor's association acting as agent, will include the procedures set forth below:

a. The contractor will use good faith efforts to develop, in cooperation with the unions, joint training programs aimed toward qualifying more minorities and women for membership in the unions and increasing the skills of minorities and women so that they may qualify for higher paying employment.

b. The contractor will use good faith efforts to incorporate an EEO clause into each union agreement to the end that such union will be contractually bound to refer applicants without regard to their race, color, religion, sex, national origin, age or disability.

c. The contractor is to obtain information as to the referral practices and policies of the labor union except that to the extent such information is within the exclusive possession of the labor union and such labor union refuses to furnish such information to the contractor, the contractor shall so certify to the contracting agency and shall set forth what efforts have been made to obtain such information.

d. In the event the union is unable to provide the contractor with a reasonable flow of referrals within the time limit set forth in the collective bargaining agreement, the contractor will, through independent recruitment efforts, fill the employment vacancies without regard to race, color, religion, sex, national origin, age or disability; making full efforts to obtain qualified and/or qualifiable minorities and women. The failure of a union to provide sufficient referrals (even though it is obligated to provide exclusive referrals under the terms of a collective bargaining agreement) does not relieve the contractor from the requirements of this paragraph. In the event the union referral practice prevents the contractor from meeting the obligations pursuant to Executive Order 11246, as amended, and these special provisions, such contractor shall immediately notify the contracting agency.

8. Reasonable Accommodation for Applicants / Employees with Disabilities: The contractor must be familiar

with the requirements for and comply with the Americans with Disabilities Act and all rules and regulations established there under. Employers must provide reasonable accommodation in all employment activities unless to do so would cause an undue hardship.

9. Selection of Subcontractors, Procurement of Materials and Leasing of Equipment: The contractor shall not discriminate on the grounds of race, color, religion, sex, national origin, age or disability in the selection and retention of subcontractors, including procurement of materials and leases of equipment. The contractor shall take all necessary and reasonable steps to ensure nondiscrimination in the administration of this contract.

a. The contractor shall notify all potential subcontractors and suppliers and lessors of their EEO obligations under this contract.

b. The contractor will use good faith efforts to ensure subcontractor compliance with their EEO obligations.

10. Assurance Required by 49 CFR 26.13(b):

a. The requirements of 49 CFR Part 26 and the State DOT's U.S. DOT-approved DBE program are incorporated by reference.

b. The contractor or subcontractor shall not discriminate on the basis of race, color, national origin, or sex in the performance of this contract. The contractor shall carry out applicable requirements of 49 CFR Part 26 in the award and administration of DOT-assisted contracts. Failure by the contractor to carry out these requirements is a material breach of this contract, which may result in the termination of this contract or such other remedy as the contracting agency deems appropriate.

11. Records and Reports: The contractor shall keep such records as necessary to document compliance with the EEO requirements. Such records shall be retained for a period of three years following the date of the final payment to the contractor for all contract work and shall be available at reasonable times and places for inspection by authorized representatives of the contracting agency and the FHWA.

a. The records kept by the contractor shall document the following:

(1) The number and work hours of minority and non-minority group members and women employed in each work classification on the project;

(2) The progress and efforts being made in cooperation with unions, when applicable, to increase employment opportunities for minorities and women; and

(3) The progress and efforts being made in locating, hiring, training, qualifying, and upgrading minorities and women;

b. The contractors and subcontractors will submit an annual report to the contracting agency each July for the duration of the project, indicating the number of minority, women, and non-minority group employees currently engaged in each work classification required by the contract work. This information is to be reported on [Form FHWA-1391](#). The staffing data should represent the project work force on board in all or any part of the last payroll period preceding the end of July. If on-the-job training is being required by special provision, the contractor

will be required to collect and report training data. The employment data should reflect the work force on board during all or any part of the last payroll period preceding the end of July.

III. NONSEGREGATED FACILITIES

This provision is applicable to all Federal-aid construction contracts and to all related construction subcontracts of \$10,000 or more.

The contractor must ensure that facilities provided for employees are provided in such a manner that segregation on the basis of race, color, religion, sex, or national origin cannot result. The contractor may neither require such segregated use by written or oral policies nor tolerate such use by employee custom. The contractor's obligation extends further to ensure that its employees are not assigned to perform their services at any location, under the contractor's control, where the facilities are segregated. The term "facilities" includes waiting rooms, work areas, restaurants and other eating areas, time clocks, restrooms, washrooms, locker rooms, and other storage or dressing areas, parking lots, drinking fountains, recreation or entertainment areas, transportation, and housing provided for employees. The contractor shall provide separate or single-user restrooms and necessary dressing or sleeping areas to assure privacy between sexes.

IV. DAVIS-BACON AND RELATED ACT PROVISIONS

This section is applicable to all Federal-aid construction projects exceeding \$2,000 and to all related subcontracts and lower-tier subcontracts (regardless of subcontract size). The requirements apply to all projects located within the right-of-way of a roadway that is functionally classified as Federal-aid highway. This excludes roadways functionally classified as local roads or rural minor collectors, which are exempt. Contracting agencies may elect to apply these requirements to other projects.

The following provisions are from the U.S. Department of Labor regulations in 29 CFR 5.5 "Contract provisions and related matters" with minor revisions to conform to the FHWA-1273 format and FHWA program requirements.

1. Minimum wages

a. All laborers and mechanics employed or working upon the site of the work, will be paid unconditionally and not less often than once a week, and without subsequent deduction or rebate on any account (except such payroll deductions as are permitted by regulations issued by the Secretary of Labor under the Copeland Act (29 CFR part 3)), the full amount of wages and bona fide fringe benefits (or cash equivalents thereof) due at time of payment computed at rates not less than those contained in the wage determination of the Secretary of Labor which is attached hereto and made a part hereof, regardless of any contractual relationship which may be alleged to exist between the contractor and such laborers and mechanics.

Contributions made or costs reasonably anticipated for bona fide fringe benefits under section 1(b)(2) of the Davis-Bacon Act on behalf of laborers or mechanics are considered wages paid to such laborers or mechanics, subject to the provisions

of paragraph 1.d. of this section; also, regular contributions made or costs incurred for more than a weekly period (but not less often than quarterly) under plans, funds, or programs which cover the particular weekly period, are deemed to be constructively made or incurred during such weekly period. Such laborers and mechanics shall be paid the appropriate wage rate and fringe benefits on the wage determination for the classification of work actually performed, without regard to skill, except as provided in 29 CFR 5.5(a)(4). Laborers or mechanics performing work in more than one classification may be compensated at the rate specified for each classification for the time actually worked therein: Provided, That the employer's payroll records accurately set forth the time spent in each classification in which work is performed. The wage determination (including any additional classification and wage rates conformed under paragraph 1.b. of this section) and the Davis-Bacon poster (WH-1321) shall be posted at all times by the contractor and its subcontractors at the site of the work in a prominent and accessible place where it can be easily seen by the workers.

b. (1) The contracting officer shall require that any class of laborers or mechanics, including helpers, which is not listed in the wage determination and which is to be employed under the contract shall be classified in conformance with the wage determination. The contracting officer shall approve an additional classification and wage rate and fringe benefits therefore only when the following criteria have been met:

(i) The work to be performed by the classification requested is not performed by a classification in the wage determination; and

(ii) The classification is utilized in the area by the construction industry; and

(iii) The proposed wage rate, including any bona fide fringe benefits, bears a reasonable relationship to the wage rates contained in the wage determination.

(2) If the contractor and the laborers and mechanics to be employed in the classification (if known), or their representatives, and the contracting officer agree on the classification and wage rate (including the amount designated for fringe benefits where appropriate), a report of the action taken shall be sent by the contracting officer to the Administrator of the Wage and Hour Division, Employment Standards Administration, U.S. Department of Labor, Washington, DC 20210. The Administrator, or an authorized representative, will approve, modify, or disapprove every additional classification action within 30 days of receipt and so advise the contracting officer or will notify the contracting officer within the 30-day period that additional time is necessary.

(3) In the event the contractor, the laborers or mechanics to be employed in the classification or their representatives, and the contracting officer do not agree on the proposed classification and wage rate (including the amount designated for fringe benefits, where appropriate), the contracting officer shall refer the questions, including the views of all interested parties and the recommendation of the contracting officer, to the Wage and Hour Administrator for determination. The Wage and Hour Administrator, or an authorized representative, will issue a determination within 30 days of receipt and so advise the contracting officer or

will notify the contracting officer within the 30-day period that additional time is necessary.

(4) The wage rate (including fringe benefits where appropriate) determined pursuant to paragraphs 1.b.(2) or 1.b.(3) of this section, shall be paid to all workers performing work in the classification under this contract from the first day on which work is performed in the classification.

c. Whenever the minimum wage rate prescribed in the contract for a class of laborers or mechanics includes a fringe benefit which is not expressed as an hourly rate, the contractor shall either pay the benefit as stated in the wage determination or shall pay another bona fide fringe benefit or an hourly cash equivalent thereof.

d. If the contractor does not make payments to a trustee or other third person, the contractor may consider as part of the wages of any laborer or mechanic the amount of any costs reasonably anticipated in providing bona fide fringe benefits under a plan or program. Provided, That the Secretary of Labor has found, upon the written request of the contractor, that the applicable standards of the Davis-Bacon Act have been met. The Secretary of Labor may require the contractor to set aside in a separate account assets for the meeting of obligations under the plan or program.

2. Withholding

The contracting agency shall upon its own action or upon written request of an authorized representative of the Department of Labor, withhold or cause to be withheld from the contractor under this contract, or any other Federal contract with the same prime contractor, or any other federally-assisted contract subject to Davis-Bacon prevailing wage requirements, which is held by the same prime contractor, so much of the accrued payments or advances as may be considered necessary to pay laborers and mechanics, including apprentices, trainees, and helpers, employed by the contractor or any subcontractor the full amount of wages required by the contract. In the event of failure to pay any laborer or mechanic, including any apprentice, trainee, or helper, employed or working on the site of the work, all or part of the wages required by the contract, the contracting agency may, after written notice to the contractor, take such action as may be necessary to cause the suspension of any further payment, advance, or guarantee of funds until such violations have ceased.

3. Payrolls and basic records

a. Payrolls and basic records relating thereto shall be maintained by the contractor during the course of the work and preserved for a period of three years thereafter for all laborers and mechanics working at the site of the work. Such records shall contain the name, address, and social security number of each such worker, his or her correct classification, hourly rates of wages paid (including rates of contributions or costs anticipated for bona fide fringe benefits or cash equivalents thereof of the types described in section 1(b)(2)(B) of the Davis-Bacon Act), daily and weekly number of hours worked, deductions made and actual wages paid. Whenever the Secretary of Labor has found under 29 CFR 5.5(a)(1)(iv) that the wages of any laborer or mechanic include the amount of any costs reasonably anticipated in providing benefits under a plan or program described in section 1(b)(2)(B) of the Davis-

Bacon Act, the contractor shall maintain records which show that the commitment to provide such benefits is enforceable, that the plan or program is financially responsible, and that the plan or program has been communicated in writing to the laborers or mechanics affected, and records which show the costs anticipated or the actual cost incurred in providing such benefits. Contractors employing apprentices or trainees under approved programs shall maintain written evidence of the registration of apprenticeship programs and certification of trainee programs, the registration of the apprentices and trainees, and the ratios and wage rates prescribed in the applicable programs.

b. (1) The contractor shall submit weekly for each week in which any contract work is performed a copy of all payrolls to the contracting agency. The payrolls submitted shall set out accurately and completely all of the information required to be maintained under 29 CFR 5.5(a)(3)(i), except that full social security numbers and home addresses shall not be included on weekly transmittals. Instead the payrolls shall only need to include an individually identifying number for each employee (e.g., the last four digits of the employee's social security number). The required weekly payroll information may be submitted in any form desired. Optional Form WH-347 is available for this purpose from the Wage and Hour Division Web site at <http://www.dol.gov/esa/whd/forms/wh347instr.htm> or its successor site. The prime contractor is responsible for the submission of copies of payrolls by all subcontractors. Contractors and subcontractors shall maintain the full social security number and current address of each covered worker, and shall provide them upon request to the contracting agency for transmission to the State DOT, the FHWA or the Wage and Hour Division of the Department of Labor for purposes of an investigation or audit of compliance with prevailing wage requirements. It is not a violation of this section for a prime contractor to require a subcontractor to provide addresses and social security numbers to the prime contractor for its own records, without weekly submission to the contracting agency..

(2) Each payroll submitted shall be accompanied by a "Statement of Compliance," signed by the contractor or subcontractor or his or her agent who pays or supervises the payment of the persons employed under the contract and shall certify the following:

(i) That the payroll for the payroll period contains the information required to be provided under §5.5 (a)(3)(ii) of Regulations, 29 CFR part 5, the appropriate information is being maintained under §5.5 (a)(3)(i) of Regulations, 29 CFR part 5, and that such information is correct and complete;

(ii) That each laborer or mechanic (including each helper, apprentice, and trainee) employed on the contract during the payroll period has been paid the full weekly wages earned, without rebate, either directly or indirectly, and that no deductions have been made either directly or indirectly from the full wages earned, other than permissible deductions as set forth in Regulations, 29 CFR part 3;

(iii) That each laborer or mechanic has been paid not less than the applicable wage rates and fringe benefits or cash equivalents for the classification of work performed, as specified in the applicable wage determination incorporated into the contract.

(3) The weekly submission of a properly executed certification set forth on the reverse side of Optional Form WH-347 shall satisfy the requirement for submission of the "Statement of Compliance" required by paragraph 3.b.(2) of this section.

(4) The falsification of any of the above certifications may subject the contractor or subcontractor to civil or criminal prosecution under section 1001 of title 18 and section 231 of title 31 of the United States Code.

c. The contractor or subcontractor shall make the records required under paragraph 3.a. of this section available for inspection, copying, or transcription by authorized representatives of the contracting agency, the State DOT, the FHWA, or the Department of Labor, and shall permit such representatives to interview employees during working hours on the job. If the contractor or subcontractor fails to submit the required records or to make them available, the FHWA may, after written notice to the contractor, the contracting agency or the State DOT, take such action as may be necessary to cause the suspension of any further payment, advance, or guarantee of funds. Furthermore, failure to submit the required records upon request or to make such records available may be grounds for debarment action pursuant to 29 CFR 5.12.

4. Apprentices and trainees

a. Apprentices (programs of the USDOL).

Apprentices will be permitted to work at less than the predetermined rate for the work they performed when they are employed pursuant to and individually registered in a bona fide apprenticeship program registered with the U.S. Department of Labor, Employment and Training Administration, Office of Apprenticeship Training, Employer and Labor Services, or with a State Apprenticeship Agency recognized by the Office, or if a person is employed in his or her first 90 days of probationary employment as an apprentice in such an apprenticeship program, who is not individually registered in the program, but who has been certified by the Office of Apprenticeship Training, Employer and Labor Services or a State Apprenticeship Agency (where appropriate) to be eligible for probationary employment as an apprentice.

The allowable ratio of apprentices to journeymen on the job site in any craft classification shall not be greater than the ratio permitted to the contractor as to the entire work force under the registered program. Any worker listed on a payroll at an apprentice wage rate, who is not registered or otherwise employed as stated above, shall be paid not less than the applicable wage rate on the wage determination for the classification of work actually performed. In addition, any apprentice performing work on the job site in excess of the ratio permitted under the registered program shall be paid not less than the applicable wage rate on the wage determination for the work actually performed. Where a contractor is performing construction on a project in a locality other than that in which its program is registered, the ratios and wage rates (expressed in percentages of the journeyman's hourly rate) specified in the contractor's or subcontractor's registered program shall be observed.

Every apprentice must be paid at not less than the rate specified in the registered program for the apprentice's level of progress, expressed as a percentage of the journeymen hourly

rate specified in the applicable wage determination. Apprentices shall be paid fringe benefits in accordance with the provisions of the apprenticeship program. If the apprenticeship program does not specify fringe benefits, apprentices must be paid the full amount of fringe benefits listed on the wage determination for the applicable classification. If the Administrator determines that a different practice prevails for the applicable apprentice classification, fringes shall be paid in accordance with that determination.

In the event the Office of Apprenticeship Training, Employer and Labor Services, or a State Apprenticeship Agency recognized by the Office, withdraws approval of an apprenticeship program, the contractor will no longer be permitted to utilize apprentices at less than the applicable predetermined rate for the work performed until an acceptable program is approved.

b. Trainees (programs of the USDOL).

Except as provided in 29 CFR 5.16, trainees will not be permitted to work at less than the predetermined rate for the work performed unless they are employed pursuant to and individually registered in a program which has received prior approval, evidenced by formal certification by the U.S. Department of Labor, Employment and Training Administration.

The ratio of trainees to journeymen on the job site shall not be greater than permitted under the plan approved by the Employment and Training Administration.

Every trainee must be paid at not less than the rate specified in the approved program for the trainee's level of progress, expressed as a percentage of the journeyman hourly rate specified in the applicable wage determination. Trainees shall be paid fringe benefits in accordance with the provisions of the trainee program. If the trainee program does not mention fringe benefits, trainees shall be paid the full amount of fringe benefits listed on the wage determination unless the Administrator of the Wage and Hour Division determines that there is an apprenticeship program associated with the corresponding journeyman wage rate on the wage determination which provides for less than full fringe benefits for apprentices. Any employee listed on the payroll at a trainee rate who is not registered and participating in a training plan approved by the Employment and Training Administration shall be paid not less than the applicable wage rate on the wage determination for the classification of work actually performed. In addition, any trainee performing work on the job site in excess of the ratio permitted under the registered program shall be paid not less than the applicable wage rate on the wage determination for the work actually performed.

In the event the Employment and Training Administration withdraws approval of a training program, the contractor will no longer be permitted to utilize trainees at less than the applicable predetermined rate for the work performed until an acceptable program is approved.

c. Equal employment opportunity. The utilization of apprentices, trainees and journeymen under this part shall be in conformity with the equal employment opportunity requirements of Executive Order 11246, as amended, and 29 CFR part 30.

d. Apprentices and Trainees (programs of the U.S. DOT).

Apprentices and trainees working under apprenticeship and skill training programs which have been certified by the Secretary of Transportation as promoting EEO in connection with Federal-aid highway construction programs are not subject to the requirements of paragraph 4 of this Section IV. The straight time hourly wage rates for apprentices and trainees under such programs will be established by the particular programs. The ratio of apprentices and trainees to journeymen shall not be greater than permitted by the terms of the particular program.

5. Compliance with Copeland Act requirements. The contractor shall comply with the requirements of 29 CFR part 3, which are incorporated by reference in this contract.

6. Subcontracts. The contractor or subcontractor shall insert Form FHWA-1273 in any subcontracts and also require the subcontractors to include Form FHWA-1273 in any lower tier subcontracts. The prime contractor shall be responsible for the compliance by any subcontractor or lower tier subcontractor with all the contract clauses in 29 CFR 5.5.

7. Contract termination: debarment. A breach of the contract clauses in 29 CFR 5.5 may be grounds for termination of the contract, and for debarment as a contractor and a subcontractor as provided in 29 CFR 5.12.

8. Compliance with Davis-Bacon and Related Act requirements. All rulings and interpretations of the Davis-Bacon and Related Acts contained in 29 CFR parts 1, 3, and 5 are herein incorporated by reference in this contract.

9. Disputes concerning labor standards. Disputes arising out of the labor standards provisions of this contract shall not be subject to the general disputes clause of this contract. Such disputes shall be resolved in accordance with the procedures of the Department of Labor set forth in 29 CFR parts 5, 6, and 7. Disputes within the meaning of this clause include disputes between the contractor (or any of its subcontractors) and the contracting agency, the U.S. Department of Labor, or the employees or their representatives.

10. Certification of eligibility.

a. By entering into this contract, the contractor certifies that neither it (nor he or she) nor any person or firm who has an interest in the contractor's firm is a person or firm ineligible to be awarded Government contracts by virtue of section 3(a) of the Davis-Bacon Act or 29 CFR 5.12(a)(1).

b. No part of this contract shall be subcontracted to any person or firm ineligible for award of a Government contract by virtue of section 3(a) of the Davis-Bacon Act or 29 CFR 5.12(a)(1).

c. The penalty for making false statements is prescribed in the U.S. Criminal Code, 18 U.S.C. 1001.

V. CONTRACT WORK HOURS AND SAFETY STANDARDS ACT

The following clauses apply to any Federal-aid construction contract in an amount in excess of \$100,000 and subject to the overtime provisions of the Contract Work Hours and Safety Standards Act. These clauses shall be inserted in addition to the clauses required by 29 CFR 5.5(a) or 29 CFR 4.6. As used in this paragraph, the terms laborers and mechanics include watchmen and guards.

1. Overtime requirements. No contractor or subcontractor contracting for any part of the contract work which may require or involve the employment of laborers or mechanics shall require or permit any such laborer or mechanic in any workweek in which he or she is employed on such work to work in excess of forty hours in such workweek unless such laborer or mechanic receives compensation at a rate not less than one and one-half times the basic rate of pay for all hours worked in excess of forty hours in such workweek.

2. Violation; liability for unpaid wages; liquidated damages. In the event of any violation of the clause set forth in paragraph (1.) of this section, the contractor and any subcontractor responsible therefor shall be liable for the unpaid wages. In addition, such contractor and subcontractor shall be liable to the United States (in the case of work done under contract for the District of Columbia or a territory, to such District or to such territory), for liquidated damages. Such liquidated damages shall be computed with respect to each individual laborer or mechanic, including watchmen and guards, employed in violation of the clause set forth in paragraph (1.) of this section, in the sum of \$10 for each calendar day on which such individual was required or permitted to work in excess of the standard workweek of forty hours without payment of the overtime wages required by the clause set forth in paragraph (1.) of this section.

3. Withholding for unpaid wages and liquidated damages. The FHWA or the contracting agency shall upon its own action or upon written request of an authorized representative of the Department of Labor withhold or cause to be withheld, from any moneys payable on account of work performed by the contractor or subcontractor under any such contract or any other Federal contract with the same prime contractor, or any other federally-assisted contract subject to the Contract Work Hours and Safety Standards Act, which is held by the same prime contractor, such sums as may be determined to be necessary to satisfy any liabilities of such contractor or subcontractor for unpaid wages and liquidated damages as provided in the clause set forth in paragraph (2.) of this section.

4. Subcontracts. The contractor or subcontractor shall insert in any subcontracts the clauses set forth in paragraph (1.) through (4.) of this section and also a clause requiring the subcontractors to include these clauses in any lower tier subcontracts. The prime contractor shall be responsible for compliance by any subcontractor or lower tier subcontractor with the clauses set forth in paragraphs (1.) through (4.) of this section.

VI. SUBLETTING OR ASSIGNING THE CONTRACT

This provision is applicable to all Federal-aid construction contracts on the National Highway System.

1. The contractor shall perform with its own organization contract work amounting to not less than 30 percent (or a greater percentage if specified elsewhere in the contract) of the total original contract price, excluding any specialty items designated by the contracting agency. Specialty items may be performed by subcontract and the amount of any such specialty items performed may be deducted from the total original contract price before computing the amount of work required to be performed by the contractor's own organization (23 CFR 635.116).

a. The term "perform work with its own organization" refers to workers employed or leased by the prime contractor, and equipment owned or rented by the prime contractor, with or without operators. Such term does not include employees or equipment of a subcontractor or lower tier subcontractor, agents of the prime contractor, or any other assignees. The term may include payments for the costs of hiring leased employees from an employee leasing firm meeting all relevant Federal and State regulatory requirements. Leased employees may only be included in this term if the prime contractor meets all of the following conditions:

- (1) the prime contractor maintains control over the supervision of the day-to-day activities of the leased employees;
- (2) the prime contractor remains responsible for the quality of the work of the leased employees;
- (3) the prime contractor retains all power to accept or exclude individual employees from work on the project; and
- (4) the prime contractor remains ultimately responsible for the payment of predetermined minimum wages, the submission of payrolls, statements of compliance and all other Federal regulatory requirements.

b. "Specialty Items" shall be construed to be limited to work that requires highly specialized knowledge, abilities, or equipment not ordinarily available in the type of contracting organizations qualified and expected to bid or propose on the contract as a whole and in general are to be limited to minor components of the overall contract.

2. The contract amount upon which the requirements set forth in paragraph (1) of Section VI is computed includes the cost of material and manufactured products which are to be purchased or produced by the contractor under the contract provisions.

3. The contractor shall furnish (a) a competent superintendent or supervisor who is employed by the firm, has full authority to direct performance of the work in accordance with the contract requirements, and is in charge of all construction operations (regardless of who performs the work) and (b) such other of its own organizational resources (supervision, management, and engineering services) as the contracting officer determines is necessary to assure the performance of the contract.

4. No portion of the contract shall be sublet, assigned or otherwise disposed of except with the written consent of the contracting officer, or authorized representative, and such consent when given shall not be construed to relieve the contractor of any responsibility for the fulfillment of the contract. Written consent will be given only after the contracting agency has assured that each subcontract is

evidenced in writing and that it contains all pertinent provisions and requirements of the prime contract.

5. The 30% self-performance requirement of paragraph (1) is not applicable to design-build contracts; however, contracting agencies may establish their own self-performance requirements.

VII. SAFETY: ACCIDENT PREVENTION

This provision is applicable to all Federal-aid construction contracts and to all related subcontracts.

1. In the performance of this contract the contractor shall comply with all applicable Federal, State, and local laws governing safety, health, and sanitation (23 CFR 635). The contractor shall provide all safeguards, safety devices and protective equipment and take any other needed actions as it determines, or as the contracting officer may determine, to be reasonably necessary to protect the life and health of employees on the job and the safety of the public and to protect property in connection with the performance of the work covered by the contract.

2. It is a condition of this contract, and shall be made a condition of each subcontract, which the contractor enters into pursuant to this contract, that the contractor and any subcontractor shall not permit any employee, in performance of the contract, to work in surroundings or under conditions which are unsanitary, hazardous or dangerous to his/her health or safety, as determined under construction safety and health standards (29 CFR 1926) promulgated by the Secretary of Labor, in accordance with Section 107 of the Contract Work Hours and Safety Standards Act (40 U.S.C. 3704).

3. Pursuant to 29 CFR 1926.3, it is a condition of this contract that the Secretary of Labor or authorized representative thereof, shall have right of entry to any site of contract performance to inspect or investigate the matter of compliance with the construction safety and health standards and to carry out the duties of the Secretary under Section 107 of the Contract Work Hours and Safety Standards Act (40 U.S.C.3704).

VIII. FALSE STATEMENTS CONCERNING HIGHWAY PROJECTS

This provision is applicable to all Federal-aid construction contracts and to all related subcontracts.

In order to assure high quality and durable construction in conformity with approved plans and specifications and a high degree of reliability on statements and representations made by engineers, contractors, suppliers, and workers on Federal-aid highway projects, it is essential that all persons concerned with the project perform their functions as carefully, thoroughly, and honestly as possible. Willful falsification, distortion, or misrepresentation with respect to any facts related to the project is a violation of Federal law. To prevent any misunderstanding regarding the seriousness of these and similar acts, Form FHWA-1022 shall be posted on each Federal-aid highway project (23 CFR 635) in one or more places where it is readily available to all persons concerned with the project:

18 U.S.C. 1020 reads as follows:

"Whoever, being an officer, agent, or employee of the United States, or of any State or Territory, or whoever, whether a person, association, firm, or corporation, knowingly makes any false statement, false representation, or false report as to the character, quality, quantity, or cost of the material used or to be used, or the quantity or quality of the work performed or to be performed, or the cost thereof in connection with the submission of plans, maps, specifications, contracts, or costs of construction on any highway or related project submitted for approval to the Secretary of Transportation; or

Whoever knowingly makes any false statement, false representation, false report or false claim with respect to the character, quality, quantity, or cost of any work performed or to be performed, or materials furnished or to be furnished, in connection with the construction of any highway or related project approved by the Secretary of Transportation; or

Whoever knowingly makes any false statement or false representation as to material fact in any statement, certificate, or report submitted pursuant to provisions of the Federal-aid Roads Act approved July 1, 1916, (39 Stat. 355), as amended and supplemented;

Shall be fined under this title or imprisoned not more than 5 years or both."

IX. IMPLEMENTATION OF CLEAN AIR ACT AND FEDERAL WATER POLLUTION CONTROL ACT

This provision is applicable to all Federal-aid construction contracts and to all related subcontracts.

By submission of this bid/proposal or the execution of this contract, or subcontract, as appropriate, the bidder, proposer, Federal-aid construction contractor, or subcontractor, as appropriate, will be deemed to have stipulated as follows:

1. That any person who is or will be utilized in the performance of this contract is not prohibited from receiving an award due to a violation of Section 508 of the Clean Water Act or Section 306 of the Clean Air Act.

2. That the contractor agrees to include or cause to be included the requirements of paragraph (1) of this Section X in every subcontract, and further agrees to take such action as the contracting agency may direct as a means of enforcing such requirements.

X. CERTIFICATION REGARDING DEBARMENT, SUSPENSION, INELIGIBILITY AND VOLUNTARY EXCLUSION

This provision is applicable to all Federal-aid construction contracts, design-build contracts, subcontracts, lower-tier subcontracts, purchase orders, lease agreements, consultant contracts or any other covered transaction requiring FHWA approval or that is estimated to cost \$25,000 or more – as defined in 2 CFR Parts 180 and 1200.

1. Instructions for Certification – First Tier Participants:

a. By signing and submitting this proposal, the prospective first tier participant is providing the certification set out below.

b. The inability of a person to provide the certification set out below will not necessarily result in denial of participation in this

covered transaction. The prospective first tier participant shall submit an explanation of why it cannot provide the certification set out below. The certification or explanation will be considered in connection with the department or agency's determination whether to enter into this transaction. However, failure of the prospective first tier participant to furnish a certification or an explanation shall disqualify such a person from participation in this transaction.

c. The certification in this clause is a material representation of fact upon which reliance was placed when the contracting agency determined to enter into this transaction. If it is later determined that the prospective participant knowingly rendered an erroneous certification, in addition to other remedies available to the Federal Government, the contracting agency may terminate this transaction for cause of default.

d. The prospective first tier participant shall provide immediate written notice to the contracting agency to whom this proposal is submitted if any time the prospective first tier participant learns that its certification was erroneous when submitted or has become erroneous by reason of changed circumstances.

e. The terms "covered transaction," "debarred," "suspended," "ineligible," "participant," "person," "principal," and "voluntarily excluded," as used in this clause, are defined in 2 CFR Parts 180 and 1200. "First Tier Covered Transactions" refers to any covered transaction between a grantee or subgrantee of Federal funds and a participant (such as the prime or general contract). "Lower Tier Covered Transactions" refers to any covered transaction under a First Tier Covered Transaction (such as subcontracts). "First Tier Participant" refers to the participant who has entered into a covered transaction with a grantee or subgrantee of Federal funds (such as the prime or general contractor). "Lower Tier Participant" refers any participant who has entered into a covered transaction with a First Tier Participant or other Lower Tier Participants (such as subcontractors and suppliers).

f. The prospective first tier participant agrees by submitting this proposal that, should the proposed covered transaction be entered into, it shall not knowingly enter into any lower tier covered transaction with a person who is debarred, suspended, declared ineligible, or voluntarily excluded from participation in this covered transaction, unless authorized by the department or agency entering into this transaction.

g. The prospective first tier participant further agrees by submitting this proposal that it will include the clause titled "Certification Regarding Debarment, Suspension, Ineligibility and Voluntary Exclusion-Lower Tier Covered Transactions," provided by the department or contracting agency, entering into this covered transaction, without modification, in all lower tier covered transactions and in all solicitations for lower tier covered transactions exceeding the \$25,000 threshold.

h. A participant in a covered transaction may rely upon a certification of a prospective participant in a lower tier covered transaction that is not debarred, suspended, ineligible, or voluntarily excluded from the covered transaction, unless it knows that the certification is erroneous. A participant is responsible for ensuring that its principals are not suspended, debarred, or otherwise ineligible to participate in covered transactions. To verify the eligibility of its principals, as well as the eligibility of any lower tier prospective participants, each participant may, but is not required to, check the Excluded Parties List System website (<https://www.epls.gov/>), which is compiled by the General Services Administration.

i. Nothing contained in the foregoing shall be construed to require the establishment of a system of records in order to render in good faith the certification required by this clause. The knowledge and information of the prospective participant is not required to exceed that which is normally possessed by a prudent person in the ordinary course of business dealings.

j. Except for transactions authorized under paragraph (f) of these instructions, if a participant in a covered transaction knowingly enters into a lower tier covered transaction with a person who is suspended, debarred, ineligible, or voluntarily excluded from participation in this transaction, in addition to other remedies available to the Federal Government, the department or agency may terminate this transaction for cause or default.

* * * * *

2. Certification Regarding Debarment, Suspension, Ineligibility and Voluntary Exclusion – First Tier Participants:

a. The prospective first tier participant certifies to the best of its knowledge and belief, that it and its principals:

(1) Are not presently debarred, suspended, proposed for debarment, declared ineligible, or voluntarily excluded from participating in covered transactions by any Federal department or agency;

(2) Have not within a three-year period preceding this proposal been convicted of or had a civil judgment rendered against them for commission of fraud or a criminal offense in connection with obtaining, attempting to obtain, or performing a public (Federal, State or local) transaction or contract under a public transaction; violation of Federal or State antitrust statutes or commission of embezzlement, theft, forgery, bribery, falsification or destruction of records, making false statements, or receiving stolen property;

(3) Are not presently indicted for or otherwise criminally or civilly charged by a governmental entity (Federal, State or local) with commission of any of the offenses enumerated in paragraph (a)(2) of this certification; and

(4) Have not within a three-year period preceding this application/proposal had one or more public transactions (Federal, State or local) terminated for cause or default.

b. Where the prospective participant is unable to certify to any of the statements in this certification, such prospective participant shall attach an explanation to this proposal.

2. Instructions for Certification - Lower Tier Participants:

(Applicable to all subcontracts, purchase orders and other lower tier transactions requiring prior FHWA approval or estimated to cost \$25,000 or more - 2 CFR Parts 180 and 1200)

a. By signing and submitting this proposal, the prospective lower tier is providing the certification set out below.

b. The certification in this clause is a material representation of fact upon which reliance was placed when this transaction was entered into. If it is later determined that the prospective lower tier participant knowingly rendered an erroneous certification, in addition to other remedies available to the Federal Government, the department, or agency with which

this transaction originated may pursue available remedies, including suspension and/or debarment.

c. The prospective lower tier participant shall provide immediate written notice to the person to which this proposal is submitted if at any time the prospective lower tier participant learns that its certification was erroneous by reason of changed circumstances.

d. The terms "covered transaction," "debarred," "suspended," "ineligible," "participant," "person," "principal," and "voluntarily excluded," as used in this clause, are defined in 2 CFR Parts 180 and 1200. You may contact the person to which this proposal is submitted for assistance in obtaining a copy of those regulations. "First Tier Covered Transactions" refers to any covered transaction between a grantee or subgrantee of Federal funds and a participant (such as the prime or general contract). "Lower Tier Covered Transactions" refers to any covered transaction under a First Tier Covered Transaction (such as subcontracts). "First Tier Participant" refers to the participant who has entered into a covered transaction with a grantee or subgrantee of Federal funds (such as the prime or general contractor). "Lower Tier Participant" refers any participant who has entered into a covered transaction with a First Tier Participant or other Lower Tier Participants (such as subcontractors and suppliers).

e. The prospective lower tier participant agrees by submitting this proposal that, should the proposed covered transaction be entered into, it shall not knowingly enter into any lower tier covered transaction with a person who is debarred, suspended, declared ineligible, or voluntarily excluded from participation in this covered transaction, unless authorized by the department or agency with which this transaction originated.

f. The prospective lower tier participant further agrees by submitting this proposal that it will include this clause titled "Certification Regarding Debarment, Suspension, Ineligibility and Voluntary Exclusion-Lower Tier Covered Transaction," without modification, in all lower tier covered transactions and in all solicitations for lower tier covered transactions exceeding the \$25,000 threshold.

g. A participant in a covered transaction may rely upon a certification of a prospective participant in a lower tier covered transaction that is not debarred, suspended, ineligible, or voluntarily excluded from the covered transaction, unless it knows that the certification is erroneous. A participant is responsible for ensuring that its principals are not suspended, debarred, or otherwise ineligible to participate in covered transactions. To verify the eligibility of its principals, as well as the eligibility of any lower tier prospective participants, each participant may, but is not required to, check the Excluded Parties List System website (<https://www.epls.gov/>), which is compiled by the General Services Administration.

h. Nothing contained in the foregoing shall be construed to require establishment of a system of records in order to render in good faith the certification required by this clause. The knowledge and information of participant is not required to exceed that which is normally possessed by a prudent person in the ordinary course of business dealings.

i. Except for transactions authorized under paragraph e of these instructions, if a participant in a covered transaction knowingly enters into a lower tier covered transaction with a person who is suspended, debarred, ineligible, or voluntarily excluded from participation in this transaction, in addition to other remedies available to the Federal Government, the

department or agency with which this transaction originated may pursue available remedies, including suspension and/or debarment.

* * * * *

Certification Regarding Debarment, Suspension, Ineligibility and Voluntary Exclusion--Lower Tier Participants:

1. The prospective lower tier participant certifies, by submission of this proposal, that neither it nor its principals is presently debarred, suspended, proposed for debarment, declared ineligible, or voluntarily excluded from participating in covered transactions by any Federal department or agency.

2. Where the prospective lower tier participant is unable to certify to any of the statements in this certification, such prospective participant shall attach an explanation to this proposal.

* * * * *

XI. CERTIFICATION REGARDING USE OF CONTRACT FUNDS FOR LOBBYING

This provision is applicable to all Federal-aid construction contracts and to all related subcontracts which exceed \$100,000 (49 CFR 20).

1. The prospective participant certifies, by signing and submitting this bid or proposal, to the best of his or her knowledge and belief, that:

a. No Federal appropriated funds have been paid or will be paid, by or on behalf of the undersigned, to any person for influencing or attempting to influence an officer or employee of any Federal agency, a Member of Congress, an officer or employee of Congress, or an employee of a Member of Congress in connection with the awarding of any Federal contract, the making of any Federal grant, the making of any Federal loan, the entering into of any cooperative agreement, and the extension, continuation, renewal, amendment, or modification of any Federal contract, grant, loan, or cooperative agreement.

b. If any funds other than Federal appropriated funds have been paid or will be paid to any person for influencing or attempting to influence an officer or employee of any Federal agency, a Member of Congress, an officer or employee of Congress, or an employee of a Member of Congress in connection with this Federal contract, grant, loan, or cooperative agreement, the undersigned shall complete and submit Standard Form-LLL, "Disclosure Form to Report Lobbying," in accordance with its instructions.

2. This certification is a material representation of fact upon which reliance was placed when this transaction was made or entered into. Submission of this certification is a prerequisite for making or entering into this transaction imposed by 31 U.S.C. 1352. Any person who fails to file the required certification shall be subject to a civil penalty of not less than \$10,000 and not more than \$100,000 for each such failure.

3. The prospective participant also agrees by submitting its bid or proposal that the participant shall require that the language of this certification be included in all lower tier subcontracts, which exceed \$100,000 and that all such recipients shall certify and disclose accordingly.

**ATTACHMENT A - EMPLOYMENT AND MATERIALS
PREFERENCE FOR APPALACHIAN DEVELOPMENT
HIGHWAY SYSTEM OR APPALACHIAN LOCAL ACCESS
ROAD CONTRACTS**

This provision is applicable to all Federal-aid projects funded under the Appalachian Regional Development Act of 1965.

1. During the performance of this contract, the contractor undertaking to do work which is, or reasonably may be, done as on-site work, shall give preference to qualified persons who regularly reside in the labor area as designated by the DOL wherein the contract work is situated, or the subregion, or the Appalachian counties of the State wherein the contract work is situated, except:

a. To the extent that qualified persons regularly residing in the area are not available.

b. For the reasonable needs of the contractor to employ supervisory or specially experienced personnel necessary to assure an efficient execution of the contract work.

c. For the obligation of the contractor to offer employment to present or former employees as the result of a lawful collective bargaining contract, provided that the number of nonresident persons employed under this subparagraph (1c) shall not exceed 20 percent of the total number of employees employed by the contractor on the contract work, except as provided in subparagraph (4) below.

2. The contractor shall place a job order with the State Employment Service indicating (a) the classifications of the laborers, mechanics and other employees required to perform the contract work, (b) the number of employees required in each classification, (c) the date on which the participant estimates such employees will be required, and (d) any other pertinent information required by the State Employment Service to complete the job order form. The job order may be placed with the State Employment Service in writing or by telephone. If during the course of the contract work, the information submitted by the contractor in the original job order is substantially modified, the participant shall promptly notify the State Employment Service.

3. The contractor shall give full consideration to all qualified job applicants referred to him by the State Employment Service. The contractor is not required to grant employment to any job applicants who, in his opinion, are not qualified to perform the classification of work required.

4. If, within one week following the placing of a job order by the contractor with the State Employment Service, the State Employment Service is unable to refer any qualified job applicants to the contractor, or less than the number requested, the State Employment Service will forward a certificate to the contractor indicating the unavailability of applicants. Such certificate shall be made a part of the contractor's permanent project records. Upon receipt of this certificate, the contractor may employ persons who do not normally reside in the labor area to fill positions covered by the certificate, notwithstanding the provisions of subparagraph (1c) above.

5. The provisions of 23 CFR 633.207(e) allow the contracting agency to provide a contractual preference for the use of mineral resource materials native to the Appalachian region.

6. The contractor shall include the provisions of Sections 1 through 4 of this Attachment A in every subcontract for work which is, or reasonably may be, done as on-site work.

MISSOURI DEPARTMENT OF NATURAL RESOURCES
Federal Financial Assistance Agreements
General Terms and Conditions

These general terms and conditions highlight requirements which are especially pertinent to federal assistance agreements made by the Missouri Department of Natural Resources (MDNR). These general terms and conditions do not set out all of the provisions of the applicable laws and regulations, nor do they represent an exhaustive list of all requirements applicable to this award. These terms and conditions are emphasized here because they are frequently invoked and their violation is of serious concern.

In addition to these terms and conditions, the recipient must comply with all governing requirements of their financial assistance agreement, including the Title 2 Grants and Agreements, Chapter II Part 200 of the Code of Federal Regulation, under the title "Uniform Administrative Requirements, Cost Principles, and Audit Requirements for Federal Awards." The regulations can be found at http://www.ecfr.gov/cgi-bin/text-idx?SID=da74e925e27b89e7f8625019850377cf&tpl=/ecfrbrowse/Title02/2tab_02.tpl.

I. Administrative Requirements

- A. **Method of Payment.** The recipient will be reimbursed by the MDNR for all allowable expenses incurred in performing the scope of services. The recipient shall report project expenses and submit to the MDNR original payment requests as required by division/program per the financial assistance agreement. The form must be completed with the MDNR payment request amount and local share detailed, if applicable. Payment requests must provide a breakdown of project expenses by the budget categories contained in the financial assistance agreement budget. Payment requests must be received by the MDNR per the financial assistance agreement. No reimbursement will be made for expenditures prior to award unless approval for pre-award costs has been granted. No reimbursements will be made for expenditures incurred after the closing budget date unless a budget time period extension has been granted by the MDNR prior to the closing budget date.
1. Payments under non-construction grants will be based on the grant sharing ratio as applied to the total agreed project cost for each invoice submitted unless the financial assistance agreement specifically provides for advance payments. Advance payments may only be made upon a showing of good cause or special circumstances, as determined by the MDNR and must be as close as is administratively feasible to the actual disbursement. Advance payments will only be made to cover estimated expenditures as agreed. The MDNR will not advance more than 25% of the total amount of the grant unless the recipient demonstrates good cause.

2. All payment requests must have the following certification by the authorized recipient official: By signing this report, I certify to the best of my knowledge and belief the report is true, complete and accurate and the expenditures, disbursements and cash receipts are for the purposes and objectives set forth in the terms and conditions of the financial assistance agreement. I am aware that any false, fictitious, or fraudulent information, or the omission of any material fact, may subject me to criminal, civil or administrative penalties for fraud, false statements, false claims or otherwise.

B. Retention and Custodial Requirements for Records. The recipient shall retain financial records, supporting documents, statistical records and all other records pertinent to the financial assistance agreement for a period of five years starting from the date of submission of the final payment request. Authorized representatives of federal awarding agencies, the Federal Inspectors General, the Comptroller General of the United States, the State Auditor's Office, the MDNR or any of their designees shall have access to any pertinent books, documents, and records of recipient in order to conduct audits or examinations. The recipient agrees to allow monitoring and auditing by the MDNR and/or authorized representative. If any litigation, claim, negotiation, audit, or other action involving the records has been started before the expiration of the five year period, the recipient shall retain records until all litigations, claims or audit findings involving the records have been resolved and final action taken.

C. Program Income.

1. The recipient is encouraged to earn income to defray program costs. Program income means gross income earned that is directly generated by a supported activity or earned as a result of the financial assistance agreement during the period of performance. Program income includes but is not limited to income from: fees for services performed, the use or rental of real or personal property acquired with financial assistance funds, the sale of commodities or items fabricated under the financial assistance agreement, license fees and royalties on patents and copyrights and payments of principal and interest on loans made with financial assistance funds. Program income does not include items such as rebates, credits, discounts, or refunds and interest earned.
2. Program income shall be deducted from total outlays to determine net allowable costs. With approval of the federal awarding agency, program income may be added to the federal award or used to meet cost sharing or matching requirements. The default deductive alternative requires that program income be deducted from total allowable costs to determine the net allowable amount to which the respective matching ratios are applied.

For example, 50/50 share ratio agreement with total allowable costs of \$10,000 that earns \$1,000 in program income would result in \$4,500 net share and a \$4,500 net financial assistance share.

D. Match or Cost Share Funding. In general, match or cost sharing represents that portion of project costs not borne by state appropriations. The matching share will usually be prescribed as a minimum percentage. In-kind (noncash) contributions are allowable project costs when they directly benefit and are necessary and reasonable for the accomplishment of the project or program objectives. Any in-kind match must be assigned a fair market value consistent with those paid for similar work in the labor market and be documented and verifiable. Neither costs nor the values of third party in-kind contributions count towards satisfying a cost sharing or matching requirement of a grant agreement if they have been or will be counted towards satisfying a cost sharing or matching requirement of another federal financial assistance agreement, a federal procurement contract, or any other award of federal funds. Federal funds from another federal grant or financial assistance agreement shall not count towards satisfying a cost sharing or matching requirement of a grant agreement.

1. Match or cost share funding will be established by the MDNR through negotiation with the recipient. Signature by both the MDNR and recipient on the financial assistance agreement form firmly affixes the match or cost sharing ratios. Full expenditure of recipient match or cost share funding is required over the life of the financial assistance agreement. Recipient must submit payment requests to the MDNR, as required by the financial assistance agreement, and provide financial records for total expenditure of state and match or cost share funding. The MDNR will reimburse the recipient for its percentage portion agreed to less any negotiated withholding.
2. Failure to provide 100% of the match or cost share ratio of total expenditures as identified in the financial assistance agreement may cause the recipient to become ineligible to receive additional financial assistance from the MDNR. Failure to provide the required match may result in other enforcement remedies as stated in Y. for noncompliance.

E. Financial Management Systems. The financial management systems of the recipient must meet the following standards:

1. Financial Reporting. Accurate, current, and complete disclosure of financial results of financially assisted activities must be made in accordance with the financial reporting requirements of the financial assistance agreement;

2. Accounting Records. Maintain records which adequately identify the source and application of funds provided for financially assisted activities to include the CFDA title and number, Federal Award Identification Number (FAIN) and year, name of the federal agency and pass-thru entity. These records must contain information pertaining to financial assistance awards and authorizations, obligations, unobligated balances, assets, liabilities, outlays or expenditures, and income;
3. Internal Control. Effective written internal controls and accountability must be maintained for all recipient cash, real and personal property, and other assets. The recipient must adequately safeguard all such property and must assure that it is used solely for authorized purposes. These internal controls should be in compliance with guidance in the “Standards for Internal Control in the Federal Government” and the “Internal Control Integrated Framework”;
4. Budget Control. Actual expenditures or outlays must be compared with budgeted amounts for each financial assistance agreement;
5. Allowable Costs. OMB cost principles, applicable federal agency program regulations, and the financial assistance agreement scope of work will be followed in determining the reasonableness, allowability and allocability of costs;
6. Source Documentation. Records must adequately identify the source and application of funds for federally funded activities. These records must contain information pertaining to Federal awards, authorizations, obligations, unobligated balances, assets, expenditures, income and interest and be supported by source documentation. The documentation must be made available by the recipient at the MDNR’s request or any of the following: authorized representatives of the federal awarding agency, the Federal Inspector General, the Comptroller General of the United States, State Auditor’s Office or any of their designees;
7. The recipient shall have written procedures in place to minimize the time lapsed between money disbursed by the MDNR and spent by the recipient.

F. Reporting of Program Performance. The recipient shall submit to the MDNR a performance report for each program, function, or activity as specified by the financial assistance agreement or at least annually and/or after completion of the project. Performance report requirements, if not expressly stated in the scope of work, should include, at a minimum, a comparison of actual accomplishments to the goals established, reasons why goals were not met, including analysis and explanation of cost overruns or higher unit cost when appropriate, and other pertinent information. Representatives of the MDNR, the federal awarding agency, the Federal Inspector

General, the Comptroller General of the United States, State Auditor's Office or any of their designees shall have the right to visit the project site(s) during reasonable hours for the duration of the contract period and for five years thereafter.

G. Budget and Scope of Work Revisions. The recipient is permitted to rebudget within the approved direct cost budget to meet unanticipated requirements. The following is a non-exclusive listing of when a recipient must request approval in writing to revise budgets and scopes of work under the following conditions:

1. For non-construction grants, the recipient shall obtain the prior approval of the MDNR, unless waived by the MDNR, for cumulative transfers among direct cost categories, or, if applicable, among separately budgeted programs, projects, functions or activities when the accumulative amounts of such transfers exceed or are expected to exceed 10% of the current total approved budget whenever the MDNR's share exceeds the simplified acquisition amount threshold.
2. For construction and non-construction projects, the recipient shall obtain prior written approval from the MDNR for any budget revision which would result in the need for additional funds.
3. For combined non-construction and construction projects, the recipient must obtain prior written approval from the MDNR before making any fund or budget transfer from the non-construction to construction or vice versa.
4. A recipient under non-construction projects must obtain prior written approval from the MDNR whenever contracting out, subgranting, or otherwise obtaining a third party to perform activities which are central to the purpose of the award.
5. Changes to the scope of services, including changes to key personnel described in the financial assistance agreement, must receive prior approval from the MDNR. Approved changes in the scope of work or budget shall be incorporated by written amendment to the financial assistance agreement.
6. The disengagement from the project for more than three months, or a 25 percent reduction in time devoted to the project, by the approved project director or principal investigator.
7. Changes in the amount of approved cost-sharing or matching provided by the recipient. No other prior approval requirements for specific items may be imposed unless a deviation has been approved.

8. Initiate a one-time extension of the period of performance by up to 12 months unless one or more of the conditions outlined below apply. For one-time extensions, the recipient must notify the MDNR in writing with the supporting reasons and revised period of performance at least 90 calendar days before the end of the period of performance specified in the financial assistance agreement. This one-time extension may not be exercised merely for the purpose of using unobligated balances. Extensions require explicit prior approval from MDNR when:
 - a. The terms and conditions of the financial assistance agreement prohibit the extension.
 - b. The extension requires additional funds.
 - c. The extension involves any change in the approved objectives or scope of the project.
 - d. Carry forward unobligated balances to subsequent period of performance.
9. Extending the agreement past the original completion date requires approval of the MDNR.

H. **Equipment Use.** The recipient agrees that any equipment purchased pursuant to this agreement shall be used for the performance of services under this agreement during the term of this agreement. The recipient may not use equipment purchased pursuant to this agreement for any other purpose without approval from the MDNR. The equipment shall not be moved from the State of Missouri without approval from the MDNR. State agencies shall follow the Code of State Regulations. The following standards shall govern the utilization and disposition of equipment acquired with financial assistance funds:

1. Title to equipment acquired under this financial assistance agreement will vest with the recipient on acquisition. Equipment means an article of nonexpendable, tangible personal property having a useful life of more than one year and an acquisition cost \$5,000 and greater.
 - a. Equipment shall be used by the recipient in the program or project for which it was acquired as long as needed, whether or not the project or program continues to be supported by MDNR funds. When no longer needed for the original program or project, the equipment may be used in other activities currently or previously supported by the MDNR or the federal agency. If the MDNR puts the recipient on notice that it believes assistance assets are not

being used for the intended purpose, the recipient shall not sell, give away, move or abandon the assets without the MDNR's prior written approval.

- b. The recipient shall also make equipment available for use on other projects or programs currently or previously supported by the MDNR, providing such use will not interfere with the work on the projects or program for which it was originally acquired. User fees should be considered if appropriate.
 - c. The recipient must not use equipment acquired with funding from this financial assistance agreement to provide services for a fee to compete unfairly with private companies that provide equivalent services, unless specifically permitted or contemplated by state or federal law. This fee may be considered program income under Section C, Program Income.
 - d. When acquiring replacement equipment, the recipient may use the equipment to be replaced as a trade-in or sell the property and use the proceeds to offset the cost of the replacement property, subject to the approval of the MDNR.
2. Equipment Management. The recipient's procedures for managing equipment, whether acquired in whole or in part with financial assistance funds, will, at a minimum, meet the following requirements until disposition takes place:
- a. The recipient must maintain property records that include a description of the equipment, a serial number or other identification number, the source of funding, the acquisition date, cost of the property, percentage of federal or state participation in the cost of the property, the location, use and condition of the property and disposition information including the date of the disposal and sale price of the property.
 - b. A physical inventory of the property must be taken and the results reconciled with the property records at least once every two years.
 - c. A control system must be developed to ensure adequate safeguards to prevent against loss, damage, or theft of the property. Any loss, damage, or theft shall be reported to and investigated by local authorities. The recipient shall procure and maintain insurance covering loss or damage to equipment purchased with a financial assistance agreement, with financially sound and reputable insurance companies or through self-insurance. Amounts and

coverage of such risks should be that which are usually carried by companies engaged in the same or similar business and similarly situated.

- d. The recipient must develop adequate maintenance procedures to keep the property in good condition.
- e. If the recipient is authorized or required to sell the property, proper sales procedures must be established to ensure the highest possible return.

3. Disposition. When original or replacement equipment acquired under the financial assistance agreement is no longer needed for the original project or program or for other activities currently or previously supported by the MDNR, the recipient shall dispose of the equipment as follows:

- a. Items of equipment with a current per-unit fair market value \$5,000 or less may be retained, sold or otherwise disposed of with no further obligation to the MDNR.
- b. For items of equipment with a current per unit fair market value of more than \$5,000, the MDNR shall have a right to an amount calculated by multiplying the current market value or proceeds from sale by the MDNR's share of the equipment. Disposition instructions must be requested from the MDNR when equipment is no longer needed.
- c. In cases where a recipient fails to take appropriate disposition actions, the MDNR may direct the recipient how to dispose of the equipment.
- d. If the MDNR puts the recipient on notice that it believes assistance assets are not being used for the intended purpose, the recipient shall not sell, give away, move or abandon the asset without MDNR's written approval.

I. **Supplies.** The recipient agrees that all supplies purchased pursuant to this agreement shall be used for the performance of services under this agreement during the term of this agreement. Title to supplies acquired under a financial assistance agreement will vest, upon acquisitions, with the recipient. If there is a residual inventory of unused supplies exceeding \$5,000 in total aggregate fair market value upon termination or completion of the award, and if the supplies are not needed for any other federally sponsored programs or projects, the recipient shall compensate the department for its share. The recipient must not use supplies acquired with funding from this financial assistance agreement to provide services for a fee to compete unfairly with private

companies that provide equivalent services, unless specifically permitted or contemplated by state or federal law. This fee may be considered program income under Section C, Program Income.

- J. **Inventions and Patents.** If any recipient produces subject matter, which is or may be patentable in the course of work sponsored by this financial assistance agreement, the recipient shall promptly and fully disclose such subject matter in writing to the MDNR. In the event that the recipient fails or declines to file Letters of Patent or to recognize patentable subject matter, the MDNR reserves the right to file the same. The MDNR grants to the recipient the opportunity to acquire an exclusive license, including the right to sublicense, with a royalty consideration paid to the MDNR. Payment of royalties by recipient to the MDNR will be addressed in a separate royalty agreement.
- K. **Copyrights.** Except as otherwise provided in the terms and conditions of this financial assistance agreement, the author or the recipient is free to copyright any books, publications, or other copyrightable material developed in the course of this agreement. However, the MDNR and federal awarding agency reserve a royalty-free, nonexclusive and irrevocable right to reproduce, publish, or otherwise use, and to authorize others to use, with the approval of MDNR, the work for government purposes.
- L. **Prior Approval for Publications.** The recipient shall submit to the MDNR two draft copies of each publication and other printed materials which are intended for distribution and are financed, wholly or in part, by financial assistance funds. The recipient shall not print or distribute any publication until receiving written approval by the MDNR.
- M. **Mandatory Disclosures.** The recipient agrees that all statements, press releases, requests for proposals, bid solicitations, and other documents describing the program/project for which funds are now being awarded will include a statement of the percentage of the total cost of the program/project which is financed with federal and state money, and the dollar amount of federal and state funds for the program/project.
- N. **Procurement Standards.** The recipient shall use their own documented procurement procedures that reflect applicable state and local laws and regulations provided that procurement conforms to standards set forth in the "Uniform Administrative Requirements, Cost Principles and Audit Requirements for Federal Awards."
 - 1. No work or services paid for wholly or in part with state or federal funds, will be contracted without the written consent of the MDNR.

2. The recipient agrees that any contract, interagency agreement, or equipment to be procured under this award which was not included in the approved work plan must receive formal MDNR approval prior to expenditure of funds associated with that contract, interagency agreement, or equipment purchase.
- O. **Audit Requirements.** The MDNR and the State Auditor's Office have the right to conduct audits of recipients at any time. The recipient shall arrange for independent audits as prescribed in "Uniform Administrative Requirements, Cost Principles and Audit Requirements for Federal Awards, Subpart F", as applicable. Audits must confirm that records accurately reflect the operations of the recipient; the internal control structure provides reasonable assurance that assets are safeguarded, and recipient is in compliance with applicable laws and regulations. When the recipient has its yearly audit conducted by a governmental agency or private auditing firm, the relevant portion(s) of the audit report will be submitted to the MDNR. Other portions of the audit shall be made available at the MDNR's request.
- P. **Freedom of Information Act.** In response to a Freedom of Information Act (FOIA) request for research data relating to published research findings produced under a Federal award that were used by the Federal government in developing an agency action that has the force and effect of law, the MDNR must request, and the recipient must provide, within a reasonable time, the research data so that they can be made available to the public through the procedures established under the FOIA. If the MDNR obtains the research data solely in response to a FOIA request, the MDNR may charge the requester a reasonable fee equaling the full incremental cost of obtaining the research data. This fee should reflect costs incurred by the MDNR and the recipient. This fee is in addition to any fees the Federal awarding agency may assess under the FOIA (5 U.S.C. 552(a)(4)(A)).
- Q. **Conflicts of Interest.** The recipients must have written standards and policies covering conflicts of interest. No party to this financial assistance agreement, nor any officer, agent, or employee of either party to this assistance agreement, shall participate in any decision related to such assistance agreement which could result in a real or apparent conflict of interest, including any decision which would affect their personal or pecuniary interest, directly or indirectly. The recipient is advised that, consistent with Chapter 105, RSMo, no state employee shall perform any service for consideration paid by the recipient for one year after termination of the employee's state employment by which the former state employee attempts to influence a decision of a state agency. A state employee who leaves state employment is permanently banned from performing any service for any consideration in relation to any case, decision, proceeding, or application in which the employee personally participated during state employment.
- R. **State Appropriated Funding.** The recipient agrees that funds expended for the purposes of this financial assistance agreement must be appropriated and made available by the Missouri General Assembly for each fiscal year included within the

financial assistance agreement period, as well as being awarded by the federal or state agency supporting the project. Therefore, the financial assistance agreement shall automatically terminate without penalty or termination costs if such funds are not appropriated and/or granted. In the event that funds are not appropriated and/or granted for the financial assistance agreement, the recipient shall not prohibit or otherwise limit the MDNR's right to pursue alternate solutions and remedies as deemed necessary for the conduct of state government affairs. The requirements stated in this paragraph shall apply to any amendment or the execution of any option to extend the financial assistance agreement.

- S. **Eligibility, Debarment and Suspension** (SubPart C). By applying for this financial assistance agreement, the recipient verifies that it, its board of directors, and all of its principals are currently in compliance with all state and federal environmental laws and court orders issued pursuant to those laws, and that all environmental violations have been resolved (for example, no pending or unresolved Notice of Violation (NOV)) at the time of application. If compliance issues exist, the recipient shall disclose to the MDNR all pending or unresolved violations noted in a NOV, administrative order, or civil and criminal lawsuit, but only where those alleged violations occurred in the State of Missouri. If a NOV occurs during the financial assistance period, the recipient must notify the MDNR immediately. The MDNR will not make any award or payment at any time to any party which is debarred or suspended, under federal or state authority, or is otherwise excluded from or ineligible for participation in federal assistance under Executive Order 12549, "Debarment and Suspension." The recipient may access the Excluded Parties List at www.sam.gov.

- T. **Restrictions on Lobbying.** No portion of this agreement may be expended by the recipient to pay any person for influencing or attempting to influence the executive or legislative branch with respect to the following actions: awarding of a contract; making of an assistance agreement; making of a loan; entering into a cooperative agreement; or the extension, continuation, renewal, amendment or modification of any of these as prohibited by Section 319, Public Law 101-121 (31 U.S.C. 1352).

In accordance with the Byrd Anti-Lobbying Amendment, any recipient who makes a prohibited expenditure under Title 40 CFR Part 34 or fails to file the required certification or lobbying forms shall be subject to a civil penalty of not less than \$10,000 and not more than \$100,000 for each such expenditure.

- U. **Recycled Paper.** Consistent with Federal Executive Order 13423 and EPA Executive Order 1000.25, the recipient shall use recycled paper consisting of at least 30% post-consumer fiber and double sided printing for all reports which are prepared as a part of this assistance agreement and delivered to the MDNR. The recipient must use recycled paper for any materials that it produces and makes available to any parties. The chasing arrows symbol representing the recycled content of the paper will be clearly displayed on at least one page of any materials provided to any parties.

V. Contracting with Small and Minority Firms, Women's Business Enterprise, and Labor Surplus Area Firms. In accordance with Missouri Executive Order No. 15-06 and federal administrative provisions, all recipients shall make every feasible effort to target the percentage of goods and services procured from certified minority business enterprises (MBE) and women business enterprises (WBE) to 10% and 10%, respectively, when utilizing financial assistance funds to purchase supplies, equipment, construction and services related to this financial assistance agreement.

1. The recipient agrees to take all necessary affirmative steps required to assure that small and minority firms and women's business enterprises are used when possible as sources when procuring supplies, equipment, construction and services related to the financial assistance agreement. The recipient agrees to include information about these requirements in solicitation documents. Affirmative steps shall include:
 - a. Placing qualified small and minority business and women's business enterprises on solicitation lists;
 - b. Ensuring that small and minority business and women's business enterprises are solicited whenever they are potential sources;
 - c. Dividing total requirements, when economically feasible, into small tasks or quantities to permit maximum participation by small and minority business and women's business enterprises;
 - d. Establishing delivery schedules, where the requirements of work will encourage participation by small and minority business and women's business enterprises;
 - e. Using the services of the Small Business Administration, the Minority Business Development Agency of the U.S. Department of Commerce and the MO Office of Equal Opportunity, and;
 - f. Requiring any prime contractor or other subrecipients, if subagreements are to be allowed, to take the affirmative steps in subparagraphs a. through e. of this section.
2. For EPA funded financial assistance agreements, the recipient agrees to include disadvantaged business enterprises in the affirmative steps indicated above.
3. For EPA funded financial assistance agreements, the recipient shall utilize EPA form 5700-52A to report to MDNR procurements under the financial assistance agreement.

W. **Disputes.** The recipient and the MDNR should attempt to resolve disagreements concerning the administration or performance of the financial assistance agreement. If an agreement cannot be reached, the MDNR will provide a written decision. Such decision of the MDNR shall be final unless a request for review is submitted to the division director within ten (10) business days after the decision. Such request shall include: (1) a copy of the MDNR's final decision; (2) a statement of the amount in dispute; (3) a brief description of the issue(s) involved; and (4) a concise statement of the objections to the final decision. A decision by the MDNR shall constitute final action.

X. **Termination**

1. **Termination for Cause.** The MDNR may terminate any financial assistance agreement, in whole or in part, at any time before the date of completion whenever it is determined that the recipient has failed to comply with the terms and conditions of the financial assistance agreement. The MDNR shall promptly notify the recipient in writing of such a determination and the reasons for the termination, together with the effective date. The MDNR reserves the right to withhold all or a portion of agreement funds if the recipient violates any term or condition of this financial assistance agreement. Termination for cause may be considered for evaluating future applications. The recipient may object to terminations with cause and may provide information and documentation challenging the termination.
2. **Termination for Convenience.** Both the MDNR and the recipient may terminate the financial assistance agreement, in whole or in part, when both parties agree that the continuation of the project would not produce beneficial results commensurate with the further expenditure of funds.
3. Financial assistance agreements are not transferable to any person or entity.
4. MDNR and the recipient remain responsible for compliance with all closeout requirements.

Y. **Enforcement; Remedies for Noncompliance.** If the recipient falsifies any award document or materially fails to comply with any term of this financial assistance agreement, the MDNR may take one or more of the following actions, as appropriate:

1. Suspend or terminate, in whole or part, the current agreement;
2. Disallow all or part of the cost of the activity or action not in compliance;

3. Temporarily withhold cash payments pending the recipient's correction of the deficiency;
4. Withhold further awards from the recipient;
5. Order the recipient not to transfer ownership of equipment purchased with assistance money without prior MDNR approval; or
6. Take other remedies that may be legally available, including cost recovery, breach of contract, and suspension or debarment.

Z. **Subgrantee's Signature.** The recipient's signature on the application and the award documents signifies the recipient's agreement to all of the terms and conditions of the financial assistance agreement.

AA. **Human Trafficking. This requirement applies to non-profit recipients or subrecipients.** The recipient, their employees, subrecipients under this agreement, and subrecipients' employees may not engage in severe forms of trafficking in persons during the period of time that the agreement is in effect; procure a commercial sex act during the period of time that the award is in effect; or use forced labor in the performance of the agreement or subagreements under the award. The department has the right to terminate unilaterally: (1) implement section 106(g) of the Trafficking Victims Protection Act of 2000 (TVPA), as amended, noncompliance that are available to the recipient under this agreement.

BB. **Illegal Immigration.** Any municipality that enacts or adopts a sanctuary policy will be ineligible for moneys provided through financial assistance agreements administered by any state agency or department until the policy is repealed or is no longer in effect (Missouri Statutes – RSMo 67.307 (2)). No business entity or employer shall knowingly employ, hire for employment, or continue to employ an unauthorized alien to perform work within the state of Missouri (RSMo 285.525 – 285.530).

CC. **Management Fees.** Management fees or similar charges in excess of the direct costs and approved indirect rates are not allowable. The term "management fees or similar charges" refers to expenses added to the direct costs in order to accumulate and reserve funds for ongoing business expenses, unforeseen liabilities, or for other similar costs which are not allowable under this agreement. Management fees or similar charges may not be used to improve or expand the project funded under this agreement, except to the extent authorized as a direct cost of carrying out the scope of work.

DD. **Federal Funding Accountability and Transparency Act (FFATA) Requirements.** If the original assistance agreement amount is less than \$25,000 and an amendment increases the award amount to \$25,000 or greater, the

recipient must submit the following to the MDNR prior to MDNR signing the amendment (Subrecipient Informational Form):

1. Location of the entity receiving the financial assistance and primary location of performance under the award, including city, state, congressional district and county;
2. A unique entity identifier of the entity receiving the financial assistance;
3. A unique entity identifier of the parent entity of the recipient; and
4. Names and total compensation for the five most highly compensated officers for the preceding completed fiscal year

EE. **Executive Compensation.** If FFATA reporting requirements apply and if the agreement period will exceed 12 months, the recipient must provide to the MDNR updated compensation information for their five most highly compensated officers using the Subrecipient Informational Form at the end of each 12 month period.

FF. **Competency.** The recipient ensures that all personnel associated with this financial assistance agreement, including staff, contractors and subrecipients, possess adequate education, training and experience to satisfactorily perform all technical tasks to be performed in order to fulfill the requirements of this agreement.

II. **Statutory Requirements**

The recipient must comply with all federal, state and local laws relating to employment, construction, research, environmental compliance, and other activities associated with grants from the MDNR. Failure to abide by these laws is sufficient grounds to cancel the agreement. For a copy of state and federal laws that typically apply to financial assistance agreements contact the MDNR. By applying for this financial assistance agreement, the recipient certifies that the recipient, its board of directors and principals are in compliance with the specific federal and state laws set out below. Further, the recipient shall report to the MDNR any instance in which the recipient or any member of its board of directors or principals is determined by any administrative agency or by any court in connection with any judicial proceeding to be in noncompliance with any of the specific federal or state laws set forth below. Such report shall be submitted within ten (10) working days following such determination. Failure to comply with the reporting requirement may be grounds for termination of this financial assistance agreement or suspension or debarment of the recipient.

A. Laws and regulations related to nondiscrimination:

1. Title VI of the Civil Rights Act of 1964 (P.L. 88-352) which prohibits discrimination on the basis of race, color or national origin, including Limited English Proficiency (LEP);

2. Title VII of the Civil Rights Act of 1964 found at 42 U.S.C. §2000(e) et.seq. which prohibits discrimination on the basis of race, color, religion, national origin, or sex:
3. Title IX of the Education Amendments of 1972, as amended (U.S.C. §§ 1681-1683 and 1685-1686) which prohibits discrimination on the basis of sex;
4. Section 504 of the Rehabilitation Act of 1973, as amended (29 U.S.C. § 794), which prohibits discrimination on the basis of disability;
5. Age Discrimination Act of 1975, as amended (42 U.S.C. §§ 621-634), which prohibits discrimination on the basis of age;
6. Drug Abuse Office and Treatment Act of 1972 (P.L. 92-255), as amended, relating to nondiscrimination on the basis of drug abuse;
7. Comprehensive Alcohol Abuse and Alcoholism Prevention, Treatment and Rehabilitation Act of 1970 (P.L. 91-616), as amended, relating to nondiscrimination on the basis of alcohol abuse or alcoholism;
8. Sections 523 and 527 of the Public Health Service Act of 1912 (42 U.S.C. §§ 290 dd-3 and 290 ee-3), as amended, relating to confidentiality of alcohol and drug abuse patient records;
9. Title VIII of the Civil Rights Act of 1968 (42 U.S.C. § 3601 et seq.), as amended, relating to nondiscrimination in the sale, rental or financing of housing;
10. Chapter 213 of the Missouri Revised Statutes which prohibits discrimination on the basis of race, color, religion, national origin, sex, age, and disability.
11. The Americans with Disabilities Act (P. L. 101-336), 42 U. S. C. §12101 et seq., relating to nondiscrimination with respect to employment, public services, public accommodations and telecommunications.
12. Any other nondiscrimination provisions in the specific statute(s) and regulations under which application for federal assistance is being made.
13. The requirements of any other nondiscrimination statute(s) and regulations which may apply to the application.

B. State and Federal Environmental Laws:

1. The Federal Clean Air Act, 42 U.S.C. § 7606, as amended, prohibiting award of assistance by way of grant, loan, or contract to noncomplying facilities.
2. The Federal Water Pollution Control Act, 33 U.S.C. § 1368, as amended, prohibiting award of assistance by way of grant, loan, or contract to noncomplying facilities.
3. The National Environmental Policy Act of 1969, 42 U.S.C. § 4321 et seq., as amended, particularly as it relates to the assessment of the environmental impact of federally assisted projects.
4. The National Historic Preservation Act of 1966, 54 U.S.C. § 100101 et seq., as amended, relating to the preservation of historic landmarks.
5. Earthquakes - Seismic Building and Construction Ordinances, §§ 319.200 - 319.207, RSMo (Cum. Supp. 1990), relating to the adoption of seismic design and construction ordinances by certain cities, towns, villages and counties.
6. The Missouri Clean Water Law, Sections 644.006 to 644.141, RSMo.
7. The Missouri Hazardous Waste Management Law, Section, 260.350 to 260.430, RSMo.
8. The Missouri Solid Waste Management Law, Sections 260.200 to 260.245, RSMo.
9. The Missouri Air Conservation Law, Sections 643.101 to 643.190, RSMo.

C. Uniform Relocation Assistance and Real Property Acquisition Policies Act of 1970, 42 U.S.C. §§ 4601 and 4651 et seq., relating to acquisition of interest in real property or any displacement of persons, businesses, or farm operations.

D. The Hatch Act, 5 U.S.C. § 1501 et seq., as amended, relating to certain political activities of certain State and local employees.

E. The Archaeological and Historic Preservation Act of 1974 (Public Law 93-291) relating to potential loss or destruction of significant scientific, historical, or archaeological data in connection with federally assisted activities.

- F. The Wild and Scenic Rivers Act of 1968 (16 U.S.C. § 1271 et seq.) related to protecting components or potential components of the national wild and scenic rivers system.
- G. The flood insurance purchase requirements of § 102(a) of the Flood Disaster Protection Act of 1973 (Public Law 93-234) which requires recipients in a special flood hazard area to participate in the program and to purchase flood insurance if the total cost of insurable construction and acquisition is \$10,000 or more.
- H. The Privacy Act of 1974, P.L. 93-579, as amended prohibiting the maintenance of information about any individual in a manner which would violate the provision of the Act.
- I. Public Law 93-348 regarding the protection of human subjects involved in research, development and related activities supported by this award of assistance.
- J. The Laboratory Animal Welfare Act of 1966 (P. L. 89-544), 7 U.S.C. § 2131 et seq., pertaining to the care, handling, and treatment of warm blooded animals held for research, teaching, or other activities supported by this award of assistance.
- K. The following additional requirements apply to projects that involve construction:
 - 1. The Davis-Bacon Act, as amended, 40 U.S.C. § 276a et seq., respecting wage rates for federally assisted construction contracts in excess of \$2000.
 - 2. Missouri State Prevailing Wage Law: 290.230 RSMo; 8 CSR 30-3.010.
 - 3. The Copeland (Anti-Kickback) Act, 18 U.S.C. § 874, 40 U.S.C. § 276c.
 - 4. The Contract Work Hours and Safety Standards Act, 40 U.S.C. § 327 et seq.
 - 5. Convict labor shall not be used on construction projects unless by convicts who are on work release, parole, or probation.
 - 6. The Lead-Based Paint Poisoning Prevention Act (42 U. S. C. § 4801 et seq.) which prohibits the use of lead paint in construction or rehabilitation of residence structures.



AFFIDAVIT

COMPLIANCE WITH THE PREVAILING WAGE LAW

I, _____, upon being duly sworn upon my oath state that: (1) I am the
(Name)

_____ of _____; (2) all requirements of
(Title) (Name of Company)

§§ 290.210 to 290.340, RSMo, pertaining to the payment of wages to workers employed on public works projects have been fully satisfied with regard to this company's work on _____;
(Name of Project)

(3) I have reviewed and am familiar with the prevailing wage rules in 8 CSR 30-3.010 to 8 CSR 30-3.060; (4) based upon my knowledge of these rules, including the occupational titles set out in 8 CSR 30-3.060, I have completed full and accurate records clearly indicating (a) the names, occupations, and crafts of every worker employed by this company in connection with this project together with an accurate record of the number of hours worked by each worker and the actual wages paid for each class or type of work performed, (b) the payroll deductions that have been made for each worker, and (c) the amounts paid to provide fringe benefits, if any, for each worker; (5) the amounts paid to provide fringe benefits, if any, were irrevocably made to a fund, plan, or program on behalf of the workers; (6) these payroll records are kept and have been provided for inspection to the authorized representative of the contracting public body and will be available, as often as may be necessary, to such body and the Missouri Department of Labor and Industrial Relations; (7) such records shall not be destroyed or removed from the state for one year following the completion of this company's work on this project; and (8) there has been no exception to the full and complete compliance with the provisions and requirements of Annual Wage Order No. _____ Section _____ issued by the Missouri Division of Labor Standards and applicable to this project located in _____ County, Missouri, and completed on the _____ day of _____, _____.

The matters stated herein are true to the best of my information, knowledge, and belief. I acknowledge that the falsification of any information set out above may subject me to criminal prosecution pursuant to §§290.340, 570.090, 575.040, 575.050, or 575.060, RSMo.

Signature

Subscribed and sworn to me this _____ day of _____, _____.

My commission expires _____, _____.

Notary Public

Receipt by Authorized Public Representative

**CERTIFICATION OF
NON-SEGREGATED FACILITIES**

The federally assisted construction contractor certifies that he/she does not maintain or provide for his/her employees any segregated facilities at any of his/her establishments, and that he/she does not permit his/her employees to perform their services at any location, under his/her control, where segregated facilities are maintained. The federally assisted construction contractor certifies further that he/she will not maintain or provide for his/her employees any segregated facilities at any of his/her establishments, and that he/she will not permit his/her employees to perform their services at any location, under his/her control, where segregated facilities are maintained. The federally assisted construction contractor agrees that a breach of this section is a violation of the Equal Opportunity Clause in this contract. As used in this caption, the term "segregated facilities" means any waiting rooms, work areas, restrooms and washrooms, restaurants and other eating areas, timeclocks, locker rooms and other storage or dressing areas, parking lots, drinking fountains, recreation or entertainment areas, transportation, and housing facilities provided for employees which are segregated by explicit directive or are in fact segregated on the basis of race, color, religion, or national of because of habit, local custom, or otherwise. The federally assisted construction contractor agrees that (except where he/she has obtained identical certifications from proposed subcontractors for specific time periods) he/she will obtain identical certifications from proposed subcontractors prior to the award of subcontracts exceeding \$10,000 which are not exempt from the provisions of the Equal Opportunity Clause, and that he/she will retain such certifications in his/her files.

NOTE-. The penalty for making false statements in offers is prescribed in 18 U. S. C. 1001.

Contractor Signature_____

Typed Name & Title _____ Date_____

U.S. Department of the Interior

Certifications Regarding Debarment, Suspension and Other Responsibility Matters, Drug-Free Workplace Requirements and Lobbying

Persons signing this form should refer to the regulations referenced below for complete instructions:

Certification Regarding Debarment, Suspension, and Other Responsibility Matters - Primary Covered Transactions - **The prospective primary participant further agrees by submitting this proposal that it will include the clause titled, "Certification Regarding Debarment, Suspension, Ineligibility and Voluntary Exclusion - Lower Tier Covered Transaction," provided by the department or agency entering into this covered transaction, without modification, in all lower tier covered transactions and in all solicitations for lower tier covered transactions.** See below for language to be used or use this form certification and sign. (See Appendix A of Subpart D of 43 CFR Part 12.)

Certification Regarding Debarment, Suspension, Ineligibility and Voluntary Exclusion - Lower Tier Covered Transactions - (See Appendix B of Subpart D of 43 CFR Part 12.)

Certification Regarding Drug-Free Workplace Requirements - Alternate I. (Grantees Other Than Individuals) and Alternate II. (Grantees Who are Individuals) - (See Appendix C of Subpart D of 43 CFR Part 12)

Signature on this form provides for compliance with certification requirements under 43 CFR Parts 12 and 18. The certifications shall be treated as a material representation of fact upon which reliance will be placed when the Department of the Interior determines to award the covered transaction, grant, cooperative agreement or loan.

PART A: Certification Regarding Debarment, Suspension, and Other Responsibility Matters- Primary Covered Transactions

CHECK ____ IF THIS CERTIFICATION IS FOR A PRIMARY COVERED TRANSACTION AND IS APPLICABLE.

- (1) The prospective primary participant certifies to the best of its knowledge and belief, that it and its principals:
 - (a) Are not presently debarred, suspended, proposed for debarment, declared ineligible, or voluntarily excluded by any Federal department or agency;
 - (b) Have not within a three-year period preceding this proposal been convicted of or had a civil judgment rendered against them for commission of fraud or a criminal offense in connection with obtaining, attempting to obtain, or performing a public (Federal, State or local) transaction or contract under a public transaction; violation of Federal or State antitrust statutes or commission of embezzlement, theft, forgery, bribery, falsification or destruction of records, making false statements, or receiving stolen property;
 - (c) Are not presently indicted for or otherwise criminally or civilly charged by a governmental entity (Federal, State or local) with commission of any of the offenses enumerated in paragraph (1)(b) of this certification; and
 - (d) Have not within a three-year period preceding this application/proposal had one or more public transactions (Federal, State or local) terminated for cause or default.
- (2) Where the prospective primary participant is unable to certify to any of the statements in this certification, such prospective participant shall attach an explanation to this proposal.

PART B: Certification Regarding Debarment, Suspension, Ineligibility and Voluntary Exclusion - Lower Tier Covered Transactions

CHECK ____ IF THIS CERTIFICATION IS FOR A LOWER TIER COVERED TRANSACTION AND IS APPLICABLE.

- (1) The prospective lower tier participant certifies, by submission of this proposal, that neither it nor its principals is presently debarred, suspended, proposed for debarment, declared ineligible, or voluntarily excluded from participation in this transaction by any Federal department or agency.
- (2) Where the prospective lower tier participant is unable to certify to any of the statements in this certification, such prospective participant shall attach an explanation to this proposal.

PART C: Certification Regarding Drug-Free Workplace Requirements

CHECK___IF THIS CERTIFICATION IS FOR AN APPLICANT WHO IS NOT AN INDIVIDUAL.

Alternate I. (Grantees Other Than Individuals)

A. The grantee certifies that it will or continue to provide a drug-free workplace by:

- (a) Publishing a statement notifying employees that the unlawful manufacture, distribution, dispensing, possession, or use of a controlled substance is prohibited in the grantee's workplace and specifying the actions that will be taken against employees for violation of such prohibition;
- (b) Establishing an ongoing drug-free awareness program to inform employees about--
 - (1) The dangers of drug abuse in the workplace;
 - (2) The grantee's policy of maintaining a drug-free workplace;
 - (3) Any available drug counseling, rehabilitation, and employee assistance programs; and
 - (4) The penalties that may be imposed upon employees for drug abuse violations occurring in the workplace;
- (c) Making it a requirement that each employee to be engaged in the performance of the grant be given a copy of the statement required by paragraph (a);
- (d) Notifying the employee in the statement required by paragraph (a) that, as a condition of employment under the grant, the employee will --
 - (1) Abide by the terms of the statement; and
 - (2) Notify the employer in writing of his or her conviction for a violation of a criminal drug statute occurring in the workplace no later than five calendar days after such conviction;
- (e) Notifying the agency in writing, within ten calendar days after receiving notice under subparagraph (d)(2) from an employee or otherwise receiving actual notice of such conviction. Employers of convicted employees must provide notice, including position title, to every grant officer on whose grant activity the convicted employee was working, unless the Federal agency has designated a central point for the receipt of such notices. Notice shall include the identification number(s) of each affected grant;
- (f) Taking one of the following actions, within 30 calendar days of receiving notice under subparagraph (d)(2), with respect to any employee who is so convicted --
 - (1) Taking appropriate personnel action against such an employee, up to and including termination, consistent with the requirements of the Rehabilitation Act of 1973, as amended; or
 - (2) Requiring such employee to participate satisfactorily in a drug abuse assistance or rehabilitation program approved for such purposes by a Federal, State, or local health, law enforcement, or other appropriate agency;
- (g) Making a good faith effort to continue to maintain a drug-free workplace through implementation of paragraphs (a) (b), (c), (d), (e) and (f).

B. The grantee may insert in the space provided below the site(s) for the performance of work done in connection with the specific grant:

Place of Performance (Street address, city, county, state, zip code)

Check___if there are workplaces on files that are not identified here.

PART D: Certification Regarding Drug-Free Workplace Requirements

CHECK___IF THIS CERTIFICATION IS FOR AN APPLICANT WHO IS AN INDIVIDUAL.

Alternate II. (Grantees Who Are Individuals)

- (a) The grantee certifies that, as a condition of the grant, he or she will not engage in the unlawful manufacture, distribution, dispensing, possession, or use of a controlled substance in conducting any activity with the grant;
- (b) If convicted of a criminal drug offense resulting from a violation occurring during the conduct of any grant activity, he or she will report the conviction, in writing, within 10 calendar days of the conviction, to the grant officer or other designee, unless the Federal agency designates a central point for the receipt of such notices. When notice is made to such a central point, it shall include the identification number(s) of each affected grant.

PART E: Certification Regarding Lobbying
Certification for Contracts, Grants, Loans, and Cooperative Agreements

*CHECK ___ IF CERTIFICATION IS FOR THE AWARD OF ANY OF THE FOLLOWING AND
THE AMOUNT EXCEEDS \$100,000: A FEDERAL GRANT OR COOPERATIVE AGREEMENT;
SUBCONTRACT, OR SUBGRANT UNDER THE GRANT OR COOPERATIVE AGREEMENT.*

*CHECK ___ IF CERTIFICATION FOR THE AWARD OF A FEDERAL
LOAN EXCEEDING THE AMOUNT OF \$150,000, OR A SUBGRANT OR
SUBCONTRACT EXCEEDING \$100,000, UNDER THE LOAN.*

The undersigned certifies, to the best of his or her knowledge and belief, that:

- (1) No Federal appropriated funds have been paid or will be paid, by or on behalf of the undersigned, to any person for influencing or attempting to influence an officer or employee of an agency, a Member of Congress, and officer or employee of Congress, or an employee of a Member of Congress in connection with the awarding of any Federal contract, the making of any Federal grant, the making of any Federal loan, the entering into of any cooperative agreement, and the extension, continuation, renewal, amendment, or modification of any Federal contract, grant, loan, or cooperative agreement.
- (2) If any funds other than Federal appropriated funds have been paid or will be paid to any person for influencing or attempting to influence an officer or employee of any agency, a Member of Congress, an officer or employee of Congress, or an employee of a Member of Congress in connection with this Federal contract, grant, loan, or cooperative agreement, the undersigned shall complete and submit Standard Form-LLL, "Disclosure Form to Report Lobbying," in accordance with its instructions.
- (3) The undersigned shall require that the language of this certification be included in the award documents for all subawards at all tiers (including subcontracts, subgrants, and contracts under grants, loans, and cooperative agreements) and that all subrecipients shall certify accordingly.

This certification is a material representation of fact upon which reliance was placed when this transaction was made or entered into. Submission of this certification is a prerequisite for making or entering into this transaction imposed by Section 1352, title 31, U.S. Code. Any person who fails to file the required certification shall be subject to a civil penalty of not less than \$10,000 and not more than \$100,000 for each such failure.

As the authorized certifying official, I hereby certify that the above specified certifications are true.

SIGNATURE OF AUTHORIZED CERTIFYING OFFICIAL

TYPED NAME AND TITLE

DATE

**Sample
Buy America Certification**

Project Number: _____

Project Title: _____

The undersigned Proposer hereby certifies on behalf of itself and all contractors (at all tiers) that it will meet Buy America requirements in 23 CFR 635.410, using one of the following provisions:

 The project/product contains no steel or iron products manufactured outside the United States.

To be considered domestic, all steel and iron used and all products manufactured from steel and iron must be produced in the United States and all manufacturing processes for these materials, including application of a coating, must occur in the United States. Coating includes all processes that protect or enhance the value of the material to which the coating is applied. Buy America requirements apply to any steel or iron component of a manufactured product regardless of the overall composition of the manufactured product (e.g. Buy America applies to the steel wire mesh or steel reinforcing components of a precast reinforced concrete pipe). If there is ANY foreign steel or iron in your project/product you may not check this box.

 The project/product has minimal use of steel or iron products manufactured outside the United States.

The Buy America regulation does “not prevent a minimal use of foreign steel and iron materials, if the cost of such materials used does not exceed one-tenth of one percent (0.1 percent) of the total contract cost or \$2,500, whichever is greater.” For purposes of this paragraph, the cost is that shown to be the value of the steel and iron products as they are delivered to the project. If this minimal use clause applies to your project, then please provide documentation indicating that this requirement is being met.

 The project/product has foreign steel or iron; a Buy America waiver is required. The Contracting Entity may, but is not obligated to, seek a waiver of Buy America requirements if grounds for the waiver exist. However, Proposer certifies that it will comply with the applicable Buy America requirements if a waiver of those requirements is not available or not pursued by the Contracting Entity. The waiver process can take time and the project may not move forward until a waiver is completed.

A false certification is a criminal act in violation of 18 USC 1001. Should this Agreement be investigated, Proposer has the burden of proof to establish that it is in compliance.

Proposer: _____

Signature of Authorized Official: _____

Name of Authorized Official: _____

Title: _____

Date: _____

**Sample Letter
Step Certification**

Date

Company Name

Company Address

City, State Zip

Subject: Buy America Step Certification for Project (**XX-XXXX**)

I, (***company representative***), certify that the (***melting, bending, coating, galvanizing, cutting, etc.***) process for (***manufacturing or fabricating***) the following products and/or materials shipped or provided to the subject project is in full compliance with the Federal Highway Administration (FHWA) Buy America requirements as specified in Title 23 of the Federal Code of Regulations (CFR) Section 635.410.

Pay Item, Products and/or Materials:

Provide description.

If any of the above compliance statements change while providing material to this project we will immediately notify the prime contractor and the engineer.

Signed by company representative

**Sample Letter
Step Certification**

Date

Company Name

Company Address

City, State Zip

Subject: Buy America Certification for Project (***XX-XXXX***)

I, (***company representative***), certify that the following products and/or materials shipped/provided to the subject project are in full compliance with the Federal Highway Administration (FHWA) Buy America requirements as specified in Title 23 of the Federal Code of Regulations (CFR) Section 635.410.

Pay Item, Products and/or Materials

Provide description.

If any of the above compliance statements change while providing material to this project we will immediately notify the prime contractor and the engineer.

Signed by company representative

**Sample
Buy America Waiver Request**

Date

RTP Planner
Grants Management Section
Missouri State Parks
PO Box 176
Jefferson City, MO 65102-0176

Subject: Buy America Waiver Request for Project # ***(insert project number)***

To Whom it May Concern:

The ***(insert project sponsor name)*** is requesting a waiver from Buy America requirements to permit the acquisition of ***(insert product description, avoiding use of brand names)***, for RTP Project # ***(insert project number and title)***. We are requesting this waiver because ***(insert exceptions outlined from page 17 of this guide)***. We ask that you forward our waiver request to the Federal Highway Administration for posting in the Federal Register for comment. Thank you.

Sincerely,

Signature of Project Sponsor's Authorized Representative
Title of Project Sponsor's Authorized Representative

APPENDIX G. ACCESSIBILITY CHECKLIST

Recreational Trails Program Accessibility Checklist

Project

Project No.

Location

Date Inspected

Name of Person Completing Inspection

Project Sponsor

Contact Information

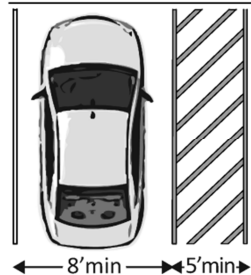
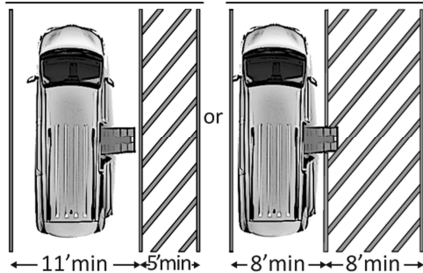
Comments

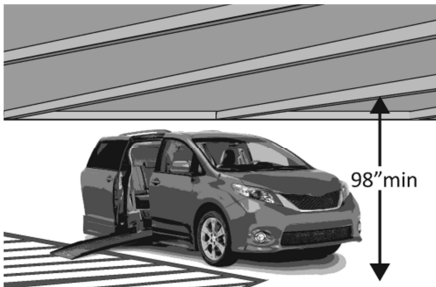
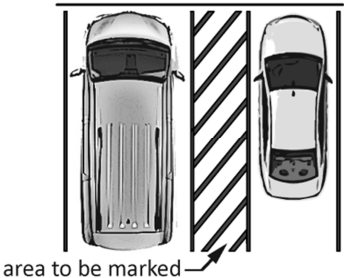


Use of the ADA checklist is by permission of the New England ADA Center (<http://www.adachecklist.org>) and has been modified with their consent to include trail-specific standards. Graphics courtesy of the New England ADA Center, the U.S. Forest Service and the U.S. Access Board.

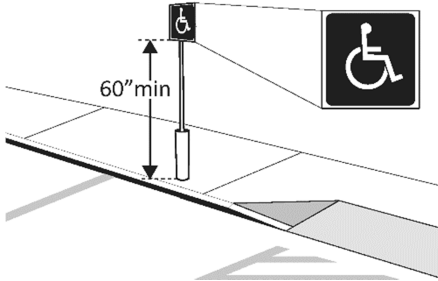
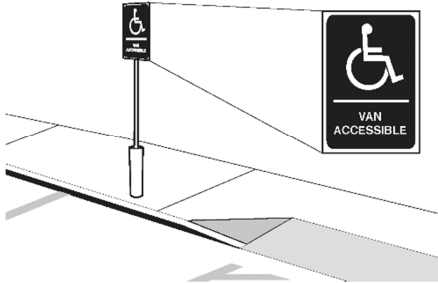
1. Trailhead

Comments

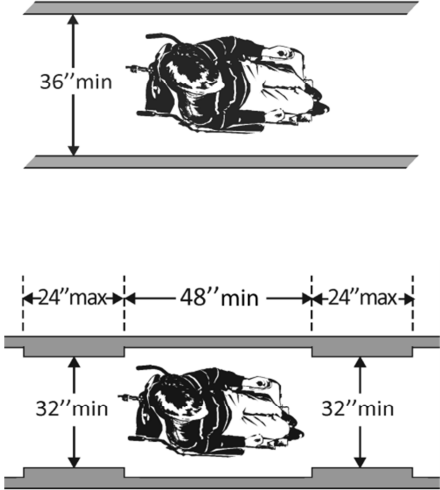
Parking Accessible parking spaces should be identified by size, access aisle and signage.

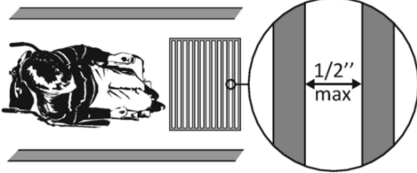
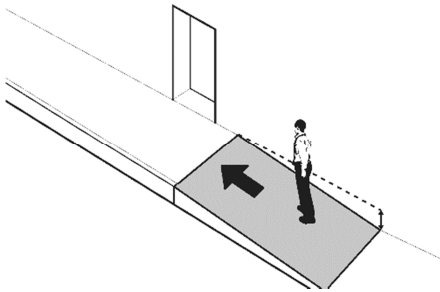
1.1 If parking is provided for the public, are an adequate number of accessible spaces provided? [2010 ADA Standards for Accessible Design – 208.2]	<input type="checkbox"/> Yes <input type="checkbox"/> Not applicable	<table border="1"> <thead> <tr> <th>Total Spaces</th> <th>Accessible Spaces</th> </tr> </thead> <tbody> <tr> <td>1 - 25</td> <td>1</td> </tr> <tr> <td>26 - 50</td> <td>2</td> </tr> <tr> <td>51 - 75</td> <td>3</td> </tr> <tr> <td>76 - 100</td> <td>4</td> </tr> <tr> <td colspan="2">100+ see 2010 Standards 208.2</td> </tr> </tbody> </table>	Total Spaces	Accessible Spaces	1 - 25	1	26 - 50	2	51 - 75	3	76 - 100	4	100+ see 2010 Standards 208.2		Total number of parking spaces: Number of accessible parking spaces: If “Not applicable” marked, indicate why:
Total Spaces	Accessible Spaces														
1 - 25	1														
26 - 50	2														
51 - 75	3														
76 - 100	4														
100+ see 2010 Standards 208.2															
1.2 Of the accessible spaces, is at least one a van-accessible space?*[208.2.4]	<input type="checkbox"/> Yes <input type="checkbox"/> No applicable	*For every 6 or fraction of 6 parking spaces required by the table above, at least 1 should be a van-accessible space.	Number of van-accessible spaces: If “Not applicable” marked, indicate why:												
1.3 Are accessible spaces at least 8 feet wide with an access aisle at least 5 feet wide? [502.2, 502.3] Note: Two spaces may share an access aisle. Check state/local requirements; some specify that each space have its own aisle.	<input type="checkbox"/> Yes <input type="checkbox"/> Not applicable		Width of accessible parking space (in feet): Width of access aisle (in feet): If “Not applicable” marked, indicate why:												
1.4 Is the van accessible space: At least 11 feet wide with an access aisle at least 5 feet wide? Or At least 8 feet wide with an access aisle at least 8 feet wide? [502.2]	<input type="checkbox"/> Yes <input type="checkbox"/> Not applicable		Width of van-accessible space (in feet): Width of access aisle (in feet): If “Not applicable” marked, indicate why:												

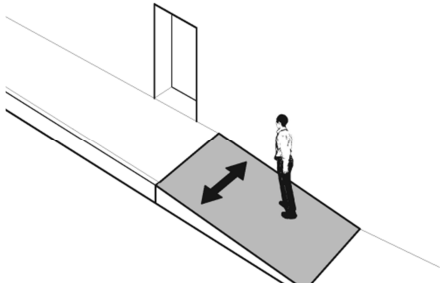
<p>1.5 Is at least 98 inches of vertical clearance provided for the van accessible space? [502.5]</p>	<p><input type="checkbox"/> Yes</p> <p><input type="checkbox"/> Not applicable</p>		<p>Measurement of vertical clearance (in inches):</p> <p>If "Not applicable" marked, indicate why:</p>
<p>1.6 Are the access aisles marked so as to discourage parking in them? [502.3.3]</p> <p>Note: The marking method and color may be addressed by state/local requirements.</p>	<p><input type="checkbox"/> Yes</p> <p><input type="checkbox"/> Not applicable</p>		<p>If "Not applicable" marked, indicate why:</p>
<p>1.7 Is the slope of the accessible parking spaces and access aisles no steeper than 1:48 in all directions? [502.4]</p>	<p><input type="checkbox"/> Yes</p> <p><input type="checkbox"/> Not applicable</p>		<p>Slope measurement:</p> <p>If "Not applicable" marked, indicate why:</p>
<p>1.8 Do the access aisles adjoin an accessible route? [502.3]</p>	<p><input type="checkbox"/> Yes</p> <p><input type="checkbox"/> Not applicable</p>		<p>If "Not applicable" marked, indicate why:</p>

<p>1.9 Are accessible spaces identified with a sign that includes the International Symbol of Accessibility?</p> <p>Is the bottom of the sign at least 60 inches above the ground? [502.6]</p> <p>Note: The International Symbol of Accessibility is not required on the ground.</p>	<p><input type="checkbox"/> Yes</p> <p><input type="checkbox"/> Not applicable</p>		<p>Measurement from bottom of sign to ground (in inches):</p> <p>If “Not applicable” marked, indicate why:</p>
<p>1.10 Are there signs reading “van accessible” at van accessible spaces? [502.6]</p>	<p><input type="checkbox"/> Yes</p> <p><input type="checkbox"/> Not applicable</p>		<p>If “Not applicable” marked, indicate why:</p>
<p>1.11 Of the total parking spaces, are the accessible spaces located on the closest accessible route to the accessible entrance(s)? [208.3.1]</p> <p>Note: If parking serves multiple entrances, accessible parking should be dispersed.</p>	<p><input type="checkbox"/> Yes</p> <p><input type="checkbox"/> Not applicable</p>		<p>If “Not applicable” marked, indicate why:</p>

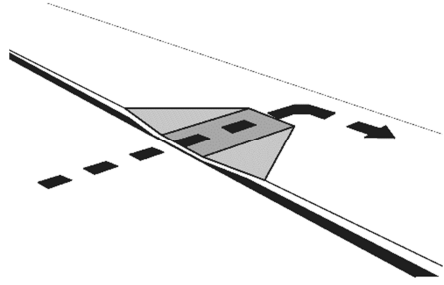
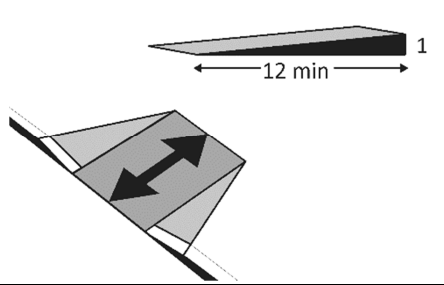
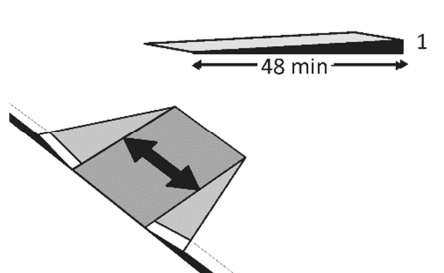
Accessible Route

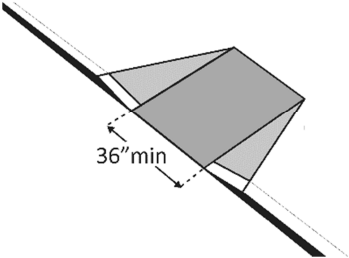
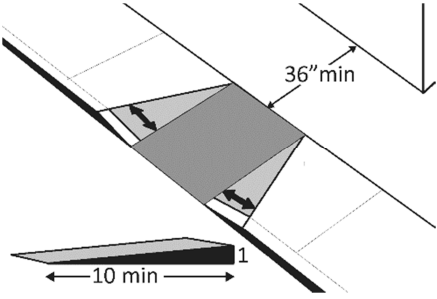
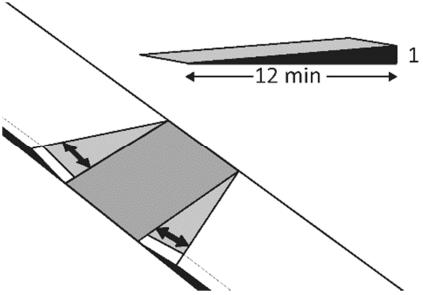
1.12 Is there at least one route from site arrival points (parking, passenger loading zones, or sidewalk) that does not require the use of stairs? [206.2.1]	<input type="checkbox"/> Yes <input type="checkbox"/> Not Applicable		If yes, location of route: If "Not applicable" marked, indicate why:
1.13 Is the route stable, firm and slip-resistant? [302.1]	<input type="checkbox"/> Yes <input type="checkbox"/> Not applicable		If "Not applicable" marked, indicate why:
1.14 Is the route at least 36 inches wide? [403.5.1] Note: The accessible route can narrow to 32 inches min. for a max. of 24 inches. These narrower portions of the route must be at least 48 inches from each other.	<input type="checkbox"/> Yes <input type="checkbox"/> Not applicable	 <p>The diagram consists of two parts. The top part shows a person in a wheelchair on a straight path. A vertical double-headed arrow indicates a minimum width of 36 inches. The bottom part shows a person in a wheelchair on a path that has two narrower sections. Each narrow section is marked with a vertical double-headed arrow indicating a minimum width of 32 inches. The narrow sections are separated by a wider section, marked with a horizontal double-headed arrow indicating a minimum width of 48 inches. The narrow sections are also marked with horizontal double-headed arrows indicating a maximum width of 24 inches.</p>	Measurement of access route (in inches): If "Not applicable" marked, indicate why:

<p>Accessibility Standards for Federal Outdoor Developed Areas – 1016.5]</p>			
<p>1.17 If there are grates or openings on the route, are the openings no larger than ½ inches?</p> <p>Is the long dimension perpendicular to the dominant direction of travel? [See 2010 ADA Standards for Accessible Design – 302.3]</p>	<p><input type="checkbox"/> Yes</p> <p><input type="checkbox"/> Not applicable</p> <p><input type="checkbox"/> Yes</p> <p><input type="checkbox"/> Not applicable</p>		<p>Measurement of grate openings (in inches):</p> <p>If “Not applicable” marked, indicate why:</p>
<p>1.18 Is the running slope of the access route no steeper than 1:20, i.e. for every inch of height change there are at least 20 inches of route run? [403.3]</p> <p>Note: If the running slope is steeper than 1:20, treat as a ramp and add features such as edge protection and handrails.</p>	<p><input type="checkbox"/> Yes</p> <p><input type="checkbox"/> No</p>		<p>Slope measurement:</p> <p>If “Not applicable” marked, indicate why:</p>

1.19 Is the cross slope of the access route no steeper than 1:48? [403.3]	<input type="checkbox"/> Yes <input type="checkbox"/> Not applicable		Slope measurement: If "Not applicable" marked, indicate why:
---	---	--	---

Curb Ramps

1.20 If the accessible route crosses a curb, is there a curb ramp? [402.2]	<input type="checkbox"/> Yes <input type="checkbox"/> Not applicable		If "Not applicable" marked, indicate why:
1.21 Is the running slope of the curb ramp no steeper than 1:12, i.e. for every inch of height change there are at least 12 inches of curb ramp run? [406.1, 405.2]	<input type="checkbox"/> Yes <input type="checkbox"/> Not applicable		Slope measurement (in inches): If "Not applicable" marked, indicate why:
1.22 Is the cross slope of the curb ramp, excluding flares, no steeper than 1:48? [406.1, 405.3]	<input type="checkbox"/> Yes <input type="checkbox"/> Not applicable		Cross slope measurement (in inches): If "Not applicable" marked, indicate why:

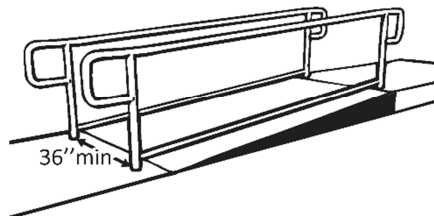
<p>1.23 Is the curb ramp, excluding flares, at least 36 inches wide? [406.1, 405.5]</p>	<p><input type="checkbox"/> Yes</p> <p><input type="checkbox"/> Not applicable</p>	 <p>A perspective diagram of a curb ramp. A dashed line indicates a width of 36 inches at the top of the ramp, labeled '36" min'.</p>	<p>Measurement of ramp width (in inches):</p> <p>If "Not applicable" marked, indicate why:</p>
<p>1.24 At the top of the curb ramp is there a level landing (slope no steeper than 1:48 in all directions) that is at least 36 inches long and at least as wide as the curb ramp? [406.4]</p> <p>If there are curb ramp flares, are the slopes of the flares no steeper than 1:10, i.e. for every inch of height change there are at least 10 inches of flare run? [406.3]</p>	<p><input type="checkbox"/> Yes</p> <p><input type="checkbox"/> Not applicable</p> <p><input type="checkbox"/> Yes</p> <p><input type="checkbox"/> Not applicable</p>	 <p>A perspective diagram of a curb ramp. At the top, there is a level landing labeled '36" min'. A flare is shown with a slope triangle indicating a 1:10 ratio (1 vertical, 10 horizontal), labeled '10 min' and '1'. A vertical arrow points down towards the flare.</p>	<p>Measurement of landing (in inches):</p> <p>Measurement of slope of curb ramp flares (in inches):</p> <p>If "Not applicable" marked, indicate why:</p>
<p>1.25 If the landing at the top is less than 36 inches long, are there curb ramp flares?</p> <p>Are the slopes of the flares no greater than 1:12, i.e. for every inch of height change there are at least 12 inches of flare run? [406.4]</p>	<p><input type="checkbox"/> Yes</p> <p><input type="checkbox"/> Not applicable</p> <p><input type="checkbox"/> Yes</p> <p><input type="checkbox"/> Not applicable</p>	 <p>A perspective diagram of a curb ramp. A flare is shown with a slope triangle indicating a 1:12 ratio (1 vertical, 12 horizontal), labeled '12 min' and '1'.</p>	<p>Measurement of slope of curb ramp flares (in inches):</p> <p>If "Not applicable" marked, indicate why:</p>

Ramps If any portion of the accessible route is steeper than 1:20, it should be treated as a ramp.

1.26 If there is a ramp, is it at least 36 inches wide?
[405.5]

Note: If there are handrails, measure between the handrails.

☐ Yes
☐ Not applicable



Measurement of width of ramp (in inches):

If "Not applicable" marked, indicate why:

1.27 Is the surface stable, firm and slip resistant?
[405.4]

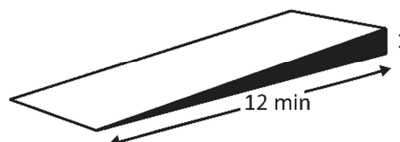
☐ Yes
☐ Not applicable

If "Not applicable" marked, indicate why:

1.28 For each section of the ramp, is the running slope no greater than 1:12, i.e. for every inch of height change there are at least 12 inches of ramp run?
[405.2]

Note: Rises no greater than 3 inches with a slope no steeper than 1:8 and rises no greater than 6 inches with a slope no steeper than 1:10 are permitted when such slopes are necessary due to space limitations.

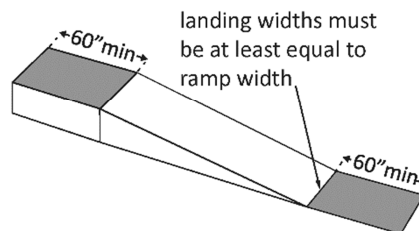
☐ Yes
☐ Not applicable



Measurement of slope of ramp (in inches):

If "Not applicable" marked, indicate why:

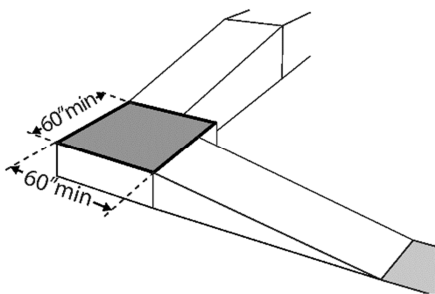
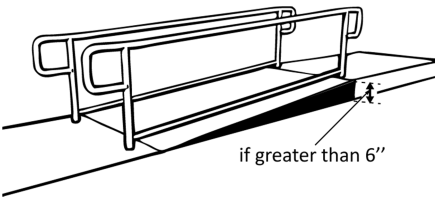
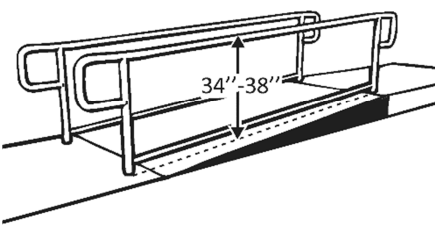
1.29 Is there a level landing that is at least 60 inches long and at least as wide as the ramp:

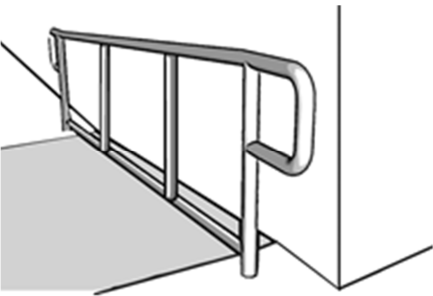
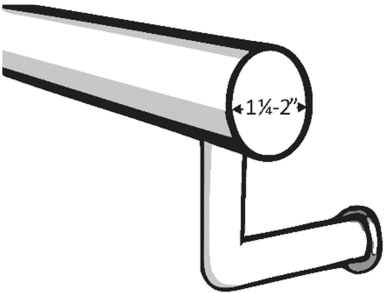
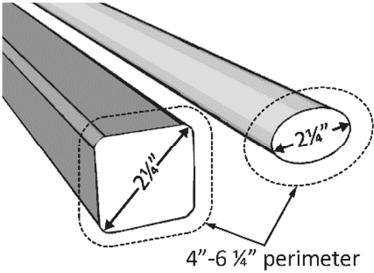


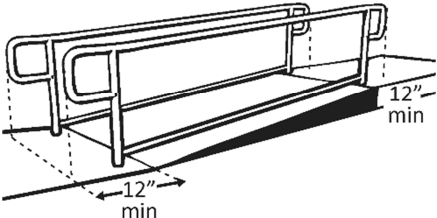
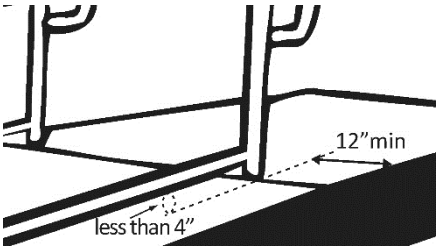
Measurement of level landing at top of ramp (in inches):



Measurement of level landing at bottom of ramp (in inches):

If "Not applicable" marked, indicate why:

<p>At the top of the ramp?</p> <p><input type="checkbox"/> Yes</p> <p><input type="checkbox"/> Not applicable</p> <p>At the bottom of the ramp? [405.7.2, 405.7.3]</p> <p><input type="checkbox"/> Yes</p> <p><input type="checkbox"/> Not applicable</p>			
<p>1.30 Is there a level landing where the ramp changes direction that is at least 60 x 60 inches? [405.7.4]</p> <p><input type="checkbox"/> Yes</p> <p><input type="checkbox"/> Not applicable</p>		<p>Measurement of landing between directional changes (In inches):</p> <p>If “Not applicable” marked, indicate why:</p>	
<p>1.31 If the ramp has a rise higher than 6 inches, are there handrails on both sides? [405.8]</p> <p>Note: Curb ramps are not required to have handrails.</p>	<p><input type="checkbox"/> Yes</p> <p><input type="checkbox"/> Not applicable</p> 	<p>Measurement of ramp rise (in inches):</p> <p>If “Not applicable” marked, indicate why:</p>	
<p>1.32 Is the top of the handrail gripping surface no less than 34 inches and no greater than 38 inches above the ramp surface? [505.4]</p> <p><input type="checkbox"/> Yes</p> <p><input type="checkbox"/> Not applicable</p>		<p>Measurement of distance of top of handrail from ramp surface (in inches):</p> <p>If “Not applicable” marked, indicate why:</p>	

<p>1.33 Is the handrail gripping surface continuous and not obstructed along the top or sides? [505.3]</p> <p>If there are obstructions, is the bottom of the gripping surface obstructed no greater than 20%? [505.6]</p>	<p><input type="checkbox"/> Yes</p> <p><input type="checkbox"/> Not applicable</p> <p><input type="checkbox"/> Yes</p> <p><input type="checkbox"/> Not applicable</p>		<p>If “Not applicable” marked, indicate why:</p>
<p>1.34 If the handrail gripping surface is circular, is it no less than 1 ¼ inches and no greater than 2 inches in diameter? [505.7.1]</p>	<p><input type="checkbox"/> Yes</p> <p><input type="checkbox"/> Not applicable</p>		<p>Diameter of handrail gripping surface (in inches):</p> <p>If “Not applicable” marked, indicate why:</p>
<p>1.35 If the handrail gripping surface is non-circular:</p> <p>Is the perimeter no less than 4 inches and no greater than 6 ¼ inches?</p> <p>Is the cross section no greater than 2 ¼ inches? [505.7.2]</p>	<p><input type="checkbox"/> Yes</p> <p><input type="checkbox"/> Not applicable</p> <p><input type="checkbox"/> Yes</p> <p><input type="checkbox"/> Not applicable</p>		<p>Perimeter of handrail gripping surface (in inches):</p> <p>Cross section of handrail gripping surface (in inches):</p> <p>If “Not applicable” marked, indicate why:</p>

<p>1.36 Does the handrail:</p> <p>Extend at least 12 inches horizontally beyond the top and bottom of the ramp?</p> <p>Return to a wall, guard, or landing surface? [505.10.1]</p> <p>Note: If a 12 inch extension would be a hazard (in circulation path) it is not required.</p>	<p><input type="checkbox"/> Yes</p> <p><input type="checkbox"/> Not applicable</p> <p><input type="checkbox"/> Yes</p> <p><input type="checkbox"/> Not applicable</p>		<p>Length of handrail beyond the top and bottom of ramp (in inches):</p> <p>If “Not applicable” marked, indicate why:</p>
<p>1.37 To prevent wheelchair casters and crutch tips from falling off:</p> <p>Does the surface of the ramp extend at least 12 inches beyond the inside face of the handrail?</p> <p>OR</p> <p>Is there a curb or barrier that prevents the passage of a 4-inch diameter sphere? [405.9.1, 405.9.2]</p>	<p><input type="checkbox"/> Yes</p> <p><input type="checkbox"/> Not applicable</p> <p><input type="checkbox"/> Yes</p> <p><input type="checkbox"/> Not applicable</p>		<p>Distance of surface of ramp beyond the inside face of the handrail (in inches):</p> <p>If “Not applicable” marked, indicate why:</p>

2. Toilet Rooms		Comments	
2.1 If toilet rooms are available to the public, is at least one toilet room accessible? (Either one for each sex, or one unisex.)	<input type="checkbox"/> Yes <input type="checkbox"/> Not applicable	If "Not applicable" marked, indicate why:	
2.2 Are there signs at inaccessible toilet rooms that give directions to accessible toilet rooms? [See 2010 ADA Standards for Accessible Design – 216.8]	<input type="checkbox"/> Yes <input type="checkbox"/> Not applicable		If "Not applicable" marked, indicate why:
2.3 If not all toilet rooms are accessible, is there a sign at the accessible toilet room with the International Symbol of Accessibility? [216.8]	<input type="checkbox"/> Yes <input type="checkbox"/> Not applicable		If "Not applicable" marked, indicate why:
Accessible Route			
2.4 Is there an accessible route to the accessible toilet room? [206.2.4]	<input type="checkbox"/> Yes <input type="checkbox"/> Not applicable	If "Not applicable" marked, indicate why:	
Signs at Toilet Rooms			
2.5 Do text characters contrast with their backgrounds? [703.5]	<input type="checkbox"/> Yes <input type="checkbox"/> Not applicable	If "Not applicable" marked, indicate why:	

Are text characters raised?
[703.2]

☐ Yes

Is there Braille?
[703.3]

☐ Not applicable

Is the sign mounted:
On the wall on the latch side of
the door?
[703.4.2]

☐ Yes

☐ Not applicable

Note: Signs are permitted on
the push side of doors with
closers and without hold-open
devices.

With clear floor space beyond
the arc of the door swing
between the closed position
and 45-degree open position,
at least 18 x 18 inches centered on
the tactile characters?
[703.4.2]

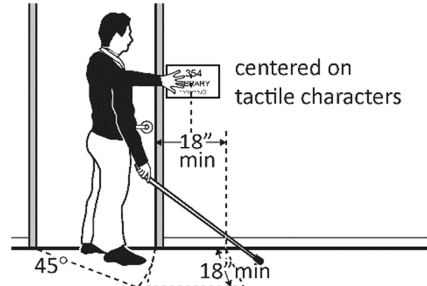
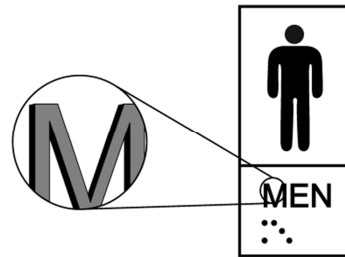
☐ Yes

☐ Not applicable

So the baseline of the lowest
character is at least 48 inches
above the floor and the baseline
of the highest character is no
more than 60 inches above the
floor?
[703.4.1]

☐ Yes

☐ Not applicable

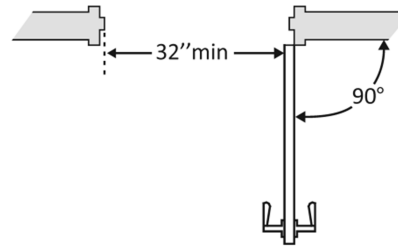


Note: If the sign is at double doors with one active leaf, the sign should be on the inactive leaf; if both leaves are active, the sign should be on the wall to the right of the right leaf.

Entrance

- 2.6** Is the door opening width at least 32 inches clear, between the face of the door and the stop, when the door is open 90 degrees?
[404.2.3]

☐ Yes
☐ Not applicable



Measurement of door opening (in inches):
If "Not applicable" marked, indicate why:

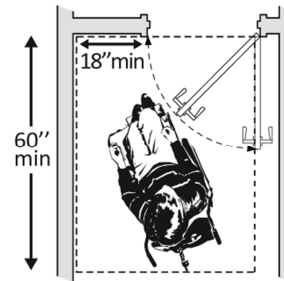
- 2.7** If there is a front approach to the pull side of the door, is there at least 18 inches of maneuvering clearance beyond the latch side plus 60 inches clear depth?

☐ Yes
☐ Not applicable

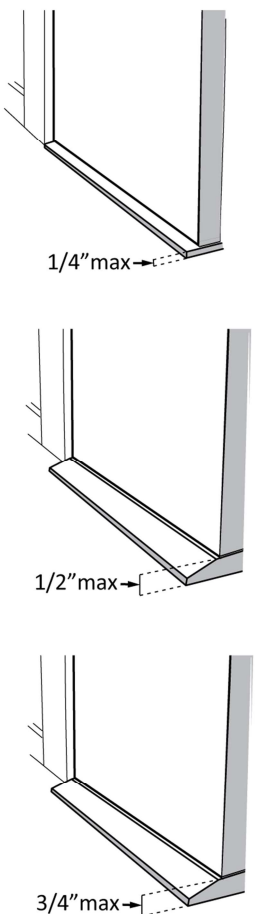

Note: See 2010 Standards 404.2.4 for maneuvering clearance requirements on the push side of the door and side approaches to the pull side of the door

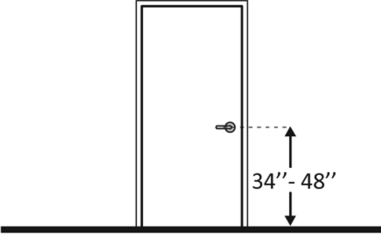
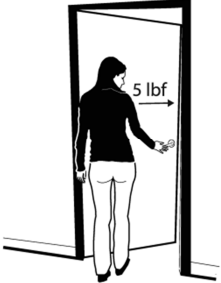
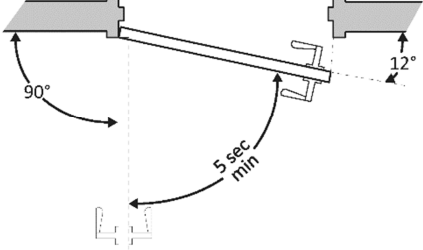
On both sides of the door, is the floor surface of the maneuvering clearance level (no steeper than 1:48)?
[404.2.4]

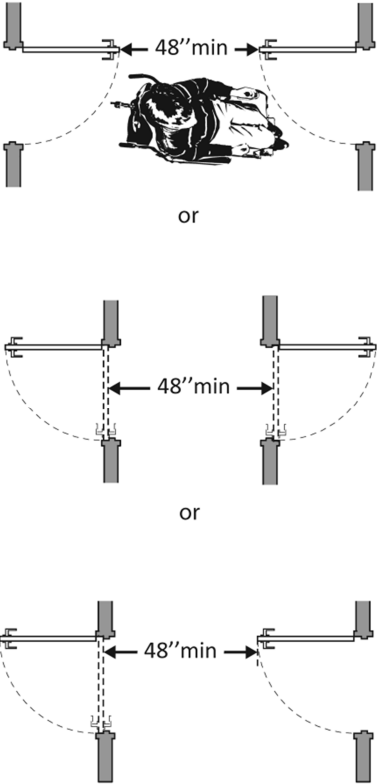
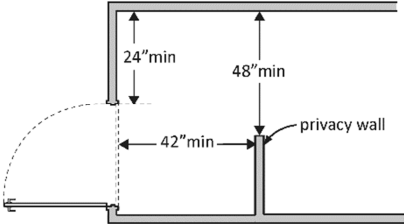
☐ Yes
☐ Not applicable

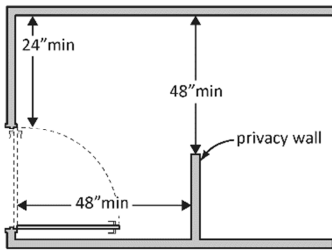

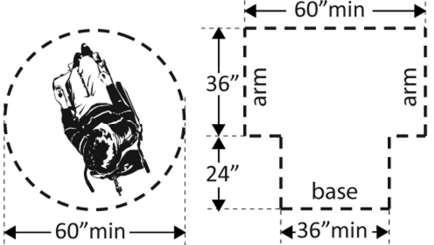
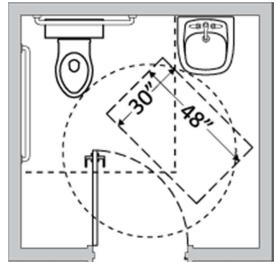


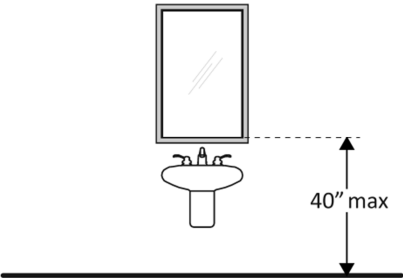
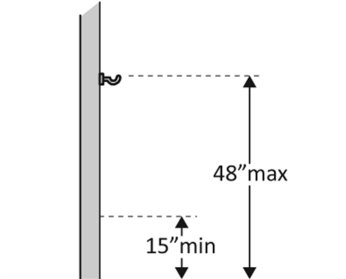
Measurement of clearance on latch side:
Measurement of depth clearance:
Slope measurement:
If "Not applicable" marked, indicate why:

<p>2.8 If the threshold is vertical is it no more than ¼ inch high?</p> <p>Or</p> <p>No more than ½ inch high with the top ¼ inch beveled no steeper than 1:2, if the threshold was installed on or after the 1991 ADA Standards went into effect (1/26/93)?</p> <p>Or</p> <p>No more than ¾ inch high with the top ½ inch beveled no steeper than 1:2, if the threshold was installed before the 1991 ADA Standards went into effect (1/26/93)? [404.2.5, 303.2]</p> <p>Note: The first ¼ inch of the ½ or ¾ inch threshold may be vertical; the rest must be beveled.</p>	<p><input type="checkbox"/> Yes</p> <p><input type="checkbox"/> Not applicable</p> <p><input type="checkbox"/> Yes</p> <p><input type="checkbox"/> Not applicable</p> <p><input type="checkbox"/> Yes</p> <p><input type="checkbox"/> Not applicable</p>		<p>Measurement of threshold:</p> <p>If “Not applicable” marked, indicate why:</p>
<p>2.9 Is the door equipped with hardware that is operable with one hand and does not require tight grasping, pinching or twisting of the wrist? [404.2.7]</p>	<p><input type="checkbox"/> Yes</p> <p><input type="checkbox"/> Not applicable</p>		<p>If “Not applicable” marked, indicate why:</p>

<p>2.10 Are the operable parts of the door hardware mounted no less than 34 inches and no greater than 48 inches above the floor? [404.2.7]</p>	<p><input type="checkbox"/> Yes</p> <p><input type="checkbox"/> Not applicable</p>		<p>Measurement of distance between door hardware and floor (in inches):</p> <p>If “Not applicable” marked, indicate why:</p>
<p>2.11 Can the door be opened easily (5 pounds maximum force)? [404.2.9]</p> <p>Note: You can use a pressure gauge or fish scale to measure force. If you do not have one you will need to judge whether the door is easy to open.</p>	<p><input type="checkbox"/> Yes</p> <p><input type="checkbox"/> Not applicable</p>		<p>If “Not applicable” marked, indicate why:</p>
<p>2.12 If the door has a closer, does it take at least 5 seconds to close from an open position of 90 degrees to a position of 12 degrees from the latch? [404.2.8.1]</p>	<p><input type="checkbox"/> Yes</p> <p><input type="checkbox"/> Not applicable</p>		<p>If “Not applicable” marked, indicate why:</p>

<p>2.13 If there are two doors in a series, e.g. vestibule, is the distance between the doors at least 48 inches plus the width of the doors when swinging into the space? [404.2.6]</p>	<p><input type="checkbox"/> Yes</p> <p><input type="checkbox"/> Not applicable</p>		<p>Measurement of distance between doors (in inches):</p> <p>If “Not applicable” marked, indicate why:</p>
<p>2.14 If there is a privacy wall and the door swings out, is there at least 24 inches of maneuvering clearance beyond the door latch side and 42 inches to the privacy wall? [404.2.4]</p>	<p><input type="checkbox"/> Yes</p> <p><input type="checkbox"/> Not applicable</p>		<p>Measurement of maneuvering clearance (in inches):</p> <p>If “Not applicable” marked, indicate why:</p>

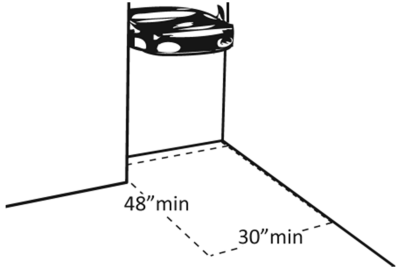
<p>2.15 If there is a privacy wall and the door swings in, is there at least 24 inches of maneuvering clearance beyond the door latch side and at least 48 inches to the privacy wall if there is no door closer or at least 54 inches if there is a door closer? [404.2.4]</p>	<p><input type="checkbox"/> Yes</p> <p><input type="checkbox"/> Not applicable</p>		<p>Measurement of maneuvering clearance (in inches):</p> <p>If “Not applicable” marked, indicate why:</p>
<p>In the Toilet Room</p>			
<p>2.16 Is there a clear path to at least one of each type of fixture, e.g. lavatory, hand dryer, etc., that is at least 36 inches wide? [403.5.1]</p>	<p><input type="checkbox"/> Yes</p> <p><input type="checkbox"/> Not applicable</p>		<p>Measurement of clear path (in inches):</p> <p>If “Not applicable” marked, indicate why:</p>
<p>2.17 Is there clear floor space available for a person in a wheelchair to turn around, i.e. a circle at least 60 inches in diameter or a T-shaped space within a 60-inch square? [603.2.1]</p>	<p><input type="checkbox"/> Yes</p> <p><input type="checkbox"/> Not applicable</p>		<p>Measurement of clear floor space (in inches):</p> <p>If “Not applicable” marked, indicate why:</p>
<p>2.18 In a single user toilet room, if the door swings in and over a clear floor space at an accessible fixture, is there a clear floor space at least 30 x 48 inches beyond the swing of the door? [603.2.3 Exception 2]</p>	<p><input type="checkbox"/> Yes</p> <p><input type="checkbox"/> Not applicable</p>		<p>Measurement of clear floor space (in inches):</p> <p>If “Not applicable” marked, indicate why:</p>

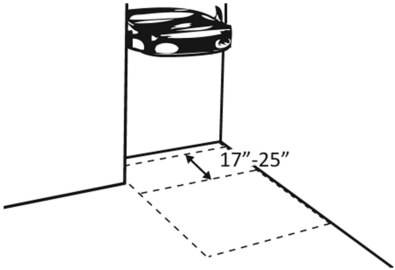
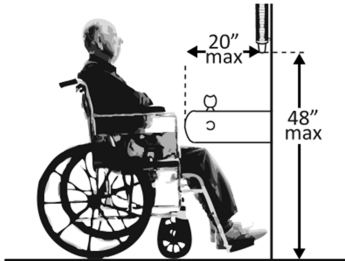
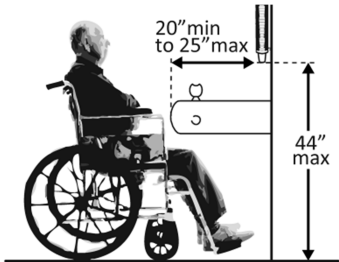
<p>2.19 If the mirror is over a lavatory or countertop, is the bottom edge of the reflecting surface no higher than 40 inches above the floor?</p> <p>Or</p> <p>If the mirror is not over the lavatory or countertop, is the bottom edge of the reflecting surface no higher than 35 inches above the floor?*</p> <p>[603.3]</p>	<p><input type="checkbox"/> Yes</p> <p><input type="checkbox"/> Not applicable</p> <p><input type="checkbox"/> Yes</p> <p><input type="checkbox"/> Not applicable</p>		<p>Measurement of distance from bottom of mirror to floor (in inches):</p> <p>If “Not applicable” marked, indicate why:</p>
<p>2.20 If there is a coat hook, is it no less than 15 inches and no greater than 48 inches above the floor?</p> <p>[603.4]</p>	<p><input type="checkbox"/> Yes</p> <p><input type="checkbox"/> Not applicable</p>		<p>Measurement of distance between hook and floor (in inches):</p> <p>If “Not applicable” marked, indicate why:</p>


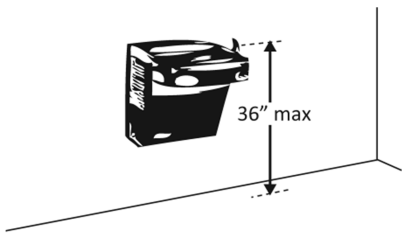
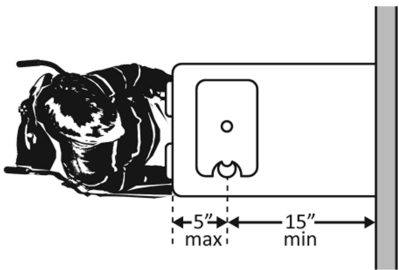
3. Additional Access

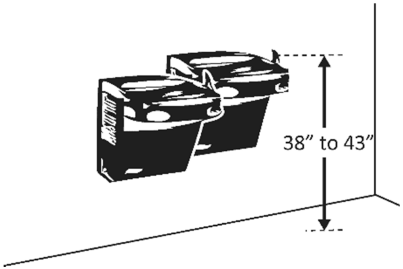
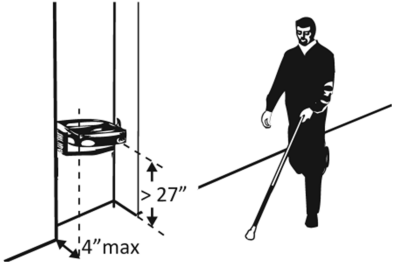
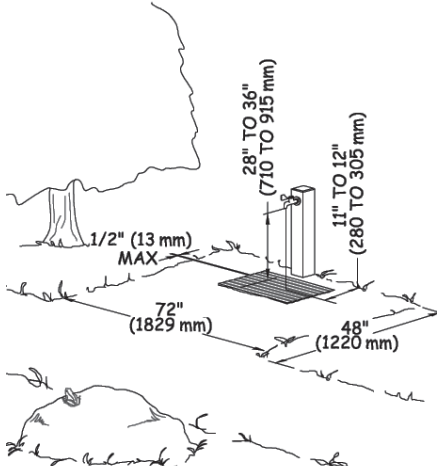
Comments

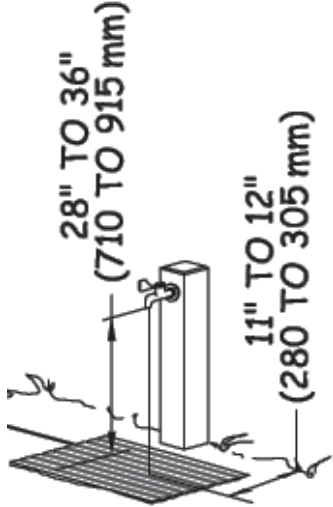
Drinking Fountains, Water Hydrants and Water Spouts

<p>3.1 Does at least one drinking fountain have a clear floor space at least 30 inches wide x at least 48 inches long centered in front of it for a forward approach?</p> <p>[See 2010 ADA Standards for Accessible Design – 602.2]</p>	<p><input type="checkbox"/> Yes</p> <p><input type="checkbox"/> Not applicable</p>		<p>Measurement of clear floor space (in inches):</p> <p>If “Not applicable” marked, indicate why:</p>
--	--	--	---

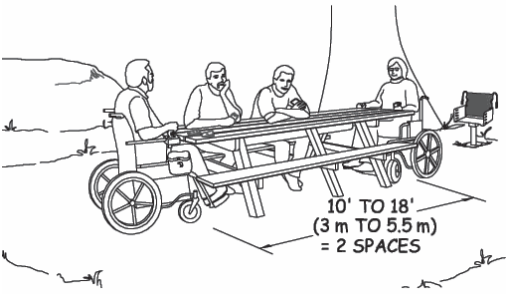

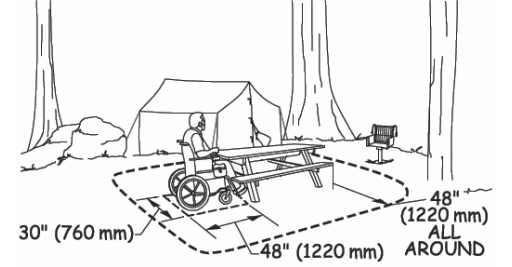
<p>3.2 If there is a forward approach, do no less than 17 inches and no greater than 25 inches of the clear floor space extend under the drinking fountain? [306.2.2, 306.2.3]</p> <p>Note: If the drinking fountain is primarily for children's use and the spout is no more than 30 inches above the floor and no more than 3 ½ inches from the edge of the unit, a parallel approach is permitted.</p>	<p><input type="checkbox"/> Yes</p> <p><input type="checkbox"/> Not applicable</p>		<p>Measurement of clear floor space (in inches):</p> <p>If "Not applicable" marked, indicate why:</p>
<p>3.3 If the drinking fountain is no deeper than 20 inches, are the operable parts no higher than 48 inches above the floor? [308.2.2]</p>	<p><input type="checkbox"/> Yes</p> <p><input type="checkbox"/> Not applicable</p>		<p>Measurement of distance between operable parts and floor (in inches):</p> <p>If "Not applicable" marked, indicate why:</p>
<p>3.4 If the drinking fountain is no less than 20 inches and no greater than 25 inches deep, are the operable parts no higher than 44 inches above the floor? [308.2.2]</p>	<p><input type="checkbox"/> Yes</p> <p><input type="checkbox"/> Not applicable</p>		<p>Measurement of distance between operable parts and floor (in inches):</p> <p>If "Not applicable" marked, indicate why:</p>

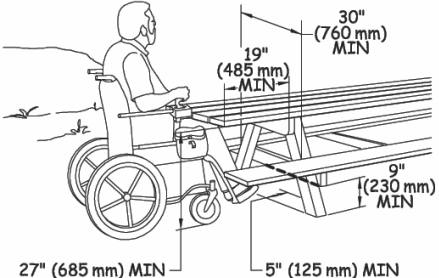
<p>3.5 Can the control be operated with one hand and without tight grasping, pinching or twisting of the wrist?</p> <p>Is the force required to activate the control no more than 5 pounds? [309.4]</p>	<p><input type="checkbox"/> Yes</p> <p><input type="checkbox"/> Not applicable</p> <p><input type="checkbox"/> Yes</p> <p><input type="checkbox"/> Not applicable</p>		<p>If “Not applicable” marked, indicate why:</p>
<p>3.6 Is the spout outlet no higher than 36 inches above the floor? [602.4]</p>	<p><input type="checkbox"/> Yes</p> <p><input type="checkbox"/> Not applicable</p>		<p>Measurement of distance between spout outlet and floor (in inches):</p> <p>If “Not applicable” marked, indicate why:</p>
<p>3.7 Is the spout:</p> <p>At least 15 inches from the rear of the drinking fountain?</p> <p>No more than 5 inches from the front of the drinking fountain? [602.5]</p>	<p><input type="checkbox"/> Yes</p> <p><input type="checkbox"/> Not applicable</p> <p><input type="checkbox"/> Yes</p> <p><input type="checkbox"/> Not applicable</p>		<p>Measurement of distance of spout from rear of fountain (in inches):</p> <p>Measurement of distance of spout from front of fountain (in inches):</p> <p>If “Not applicable” marked, indicate why:</p>

<p>3.8 If there is more than one drinking fountain, is there at least one for standing persons? [211.2]</p> <p>Is the spout outlet no lower than 38 inches and no higher than 43 inches above the floor? [602.7]</p>	<p><input type="checkbox"/> Yes</p> <p><input type="checkbox"/> Not applicable</p> <p><input type="checkbox"/> Yes</p> <p><input type="checkbox"/> Not applicable</p>		<p>Measurement of distance of spout from floor (in inches):</p> <p>If “Not applicable” marked, indicate why:</p>
<p>3.9 If the leading (bottom) edge of the fountain is higher than 27 inches above the floor, does the front of the fountain protrude no more than 4 inches into the circulation path? [307.2]</p>	<p><input type="checkbox"/> Yes</p> <p><input type="checkbox"/> Not applicable</p>		<p>Measurement of fountain protuberance into circulation path (in inches):</p> <p>If “Not applicable” marked, indicate why:</p>
<p>3.10 For a hydrant, is there a minimum of 72 by 48 inches of clear ground space, with the long side of the space adjoining the accessible route? [1011]</p>	<p><input type="checkbox"/> Yes</p> <p><input type="checkbox"/> Not applicable</p>		<p>Measurement of clear ground space (in inches):</p> <p>If “Not applicable” marked, indicate why:</p>

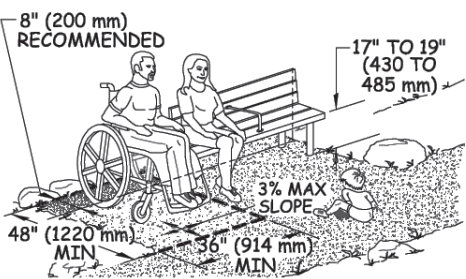
<p>3.11 Is the water spout between 11 and 12 inches from the rear center of the long side, so that people using mobility devices can approach and operate the water spout from either side?</p> <p>AND</p> <p>Is the water spout between 28 and 36 inches above the ground?</p> <p>AND</p> <p>Are the operable parts of the water spout, such as handles or levers, between 15 and 48 inches above the ground? [1011]</p>	<p><input type="checkbox"/> Yes</p> <p><input type="checkbox"/> Not applicable</p> <p><input type="checkbox"/> Yes</p> <p><input type="checkbox"/> Not applicable</p> <p><input type="checkbox"/> Yes</p> <p><input type="checkbox"/> Not applicable</p>	 <p>The diagram shows a side view of a water spout. A vertical dimension line on the left indicates the height from the ground to the spout outlet, labeled '28" TO 36" (710 TO 915 mm)'. A horizontal dimension line at the base indicates the distance from the rear center of the long side to the spout outlet, labeled '11" TO 12" (280 TO 305 mm)'. A hand is shown reaching for the spout handle.</p>	<p>Measurement of distance from water spout to rear center of long side (in inches):</p> <p>Measurement of distance from water spout to ground (in inches):</p> <p>Measurement of distance from operable parts to ground (in inches):</p> <p>If "Not applicable" marked, indicate why:</p>
<p>3.12 Are the operable parts operable using one hand without tightly grasping, pinching, or twisting the wrist, using no more than five pounds of force? [1011]</p> <p>Note: Water hydrants with compliant operable parts may not yet be commercially available. The U.S. Forest Service has patented an accessible handpump and has provided information about ordering at www.fs.fed.us/recreation/programs/accessibility.</p>	<p><input type="checkbox"/> Yes</p> <p><input type="checkbox"/> Not applicable</p>		<p>If "Not applicable" marked, indicate why:</p>

Picnic Tables

<p>3.13 Are at least 20%, but no fewer than one, of picnic tables accessible for people who use wheelchairs? [226.1]</p>	<p><input type="checkbox"/> Yes</p> <p><input type="checkbox"/> Not applicable</p>		<p>Total # of tables:</p> <p># of accessible tables:</p> <p>If "Not applicable" marked, indicate why:</p>
<p>3.14 Is there at least one wheelchair seating space a minimum of 30 by 48 inches for every 24 linear feet of usable space around the perimeter of a tabletop (i.e., one space for tables up to nine feet, two spaces for tables between 10 and 20 feet, etc.)? [226.1]</p>	<p><input type="checkbox"/> Yes</p> <p><input type="checkbox"/> Not applicable</p>		<p>If "Not applicable" marked, indicate why:</p>
<p>3.15 Is there a route at least 36 inches wide to accessible seating? [403.5.1]</p>	<p><input type="checkbox"/> Yes</p> <p><input type="checkbox"/> Not applicable</p>		<p>Measurement of accessible route (in inches):</p> <p>If "Not applicable" marked, indicate why:</p>
<p>3.16 Is there a clear ground space at least 30 inches wide by at least 48 inches long for a forward approach at each accessible seating space? AND</p> <p>Is there a clear ground space at least 48 inches wide around the usable portions of the table? [See Outdoor Developed Areas: A Summary of Accessibility Standards]</p>	<p><input type="checkbox"/> Yes</p> <p><input type="checkbox"/> Not applicable</p> <p><input type="checkbox"/> Yes</p> <p><input type="checkbox"/> Not applicable</p>		<p>Measurement of clear ground space (in inches):</p> <p>If "Not applicable" marked, indicate why:</p>


for Federal Outdoor Developed Areas – 1011.2, 1011.4]			
3.17 Is there knee space at least 27 inches high and at least 30 inches wide? AND Is there a toe clearance of at least nine inches above the ground and extending at least five inches beyond the knee clearance? [1011.2, 1011.4]	<input type="checkbox"/> Yes <input type="checkbox"/> Not applicable		Measurement of knee space (in inches): Measurement of toe clearance (in inches): If “Not applicable” marked, indicate why:
3.18 Does the slope of the clear ground space not exceed 1:48 (2%) in any direction? OR Not exceed 1:33 (3%) for unpaved surfaces or surfaces not built with boards? [1011.2]	<input type="checkbox"/> Yes <input type="checkbox"/> Not applicable		Measurement of slope (in inches):

Benches

3.19 Is there a minimum of 36 by 48 inches of clear ground space provided next to the bench, with one side of the clear space adjoining (but not overlapping) the accessible route? [1011.2]	<input type="checkbox"/> Yes <input type="checkbox"/> Not applicable		Measurement of clear ground space (in inches): If “Not applicable” marked, indicate why:
3.20 Is the bench seat a minimum of 42 inches long, 20 to 24 inches deep, and 17 to 19 inches above the ground? [1011.2]	<input type="checkbox"/> Yes <input type="checkbox"/> Not applicable		If “Not applicable” marked, indicate why:

<p>3.21 Does the bench have a back support that runs the full length of the seat and at least one arm rest? [1011.2]</p> <p>Note: It is recommended that the arm rest either be centered on the bench or be placed at the end farthest from the clear space, to ensure a person using a mobility device can transfer from the device to the bench and back.</p>	<input type="checkbox"/> Yes <input type="checkbox"/> Not applicable		<p>If “Not applicable” marked, indicate why:</p>
<p>3.22 Do at least 20% of the benches, but no less than one, comply with the above requirements? [1011]</p>	<input type="checkbox"/> Yes <input type="checkbox"/> Not applicable		<p>Number of benches that comply:</p> <p>If “Not applicable” marked, indicate why:</p>

Trash and Recycling Receptacles

<p>3.23 Is there a clear ground space at least 30 inches wide by at least 48 inches long for a forward approach to the receptacle opening?</p> <p>OR</p> <p>Is there a clear ground space at least 30 inches wide by at least 60 inches long for a side approach to the receptacle opening? [See Outdoor Developed Areas: A Summary of Accessibility Standards for Federal Outdoor Developed Areas – 1011.2, 1011.3]</p>	<input type="checkbox"/> Yes <input type="checkbox"/> Not applicable		<p>Measurement of clear ground space (in inches):</p> <p>If “Not applicable” marked, indicate why:</p>
---	---	--	--

<p>3.24 Are the operable parts of the receptacles, such as handles or latches, no less than 15 inches and no more than 48 inches above the ground? [1011.2, 1011.3]</p>	<p><input type="checkbox"/> Yes</p> <p><input type="checkbox"/> Not applicable</p>		<p>Measurement of distance between operable parts and ground (in inches):</p> <p>If “Not applicable” marked, indicate why:</p>
<p>3.25 Are the operable parts maneuverable with one hand without requiring tight grasping, pinching or twisting of the wrist? [1011.2, 1011.3]</p> <p>Note: Receptacles that keep out large animals and that also meet accessibility standards are currently not commercially available. Additionally, dumpster-type trash and recycling receptacles are not required to comply with the technical requirements for operable parts because the openings are typically more than 48 inches above the ground.</p>	<p><input type="checkbox"/> Yes</p> <p><input type="checkbox"/> Not applicable</p>		<p>If “Not applicable” marked, indicate why:</p>
<p>3.26 Does the slope of the clear ground space not exceed 1:48 (2%) in any direction?</p> <p>OR</p> <p>Not exceed 1:33 (3%) for unpaved surfaces or surfaces not built with boards? [1011.2]</p>	<p><input type="checkbox"/> Yes</p> <p><input type="checkbox"/> Not applicable</p>		<p>Measurement of slope (in inches):</p>

Trailhead Signs

<p>3.27 Does the trailhead sign provide information about the accessible characteristics of the trail (regardless of whether the trail complies with the accessible requirements for trails)? Specifically, does the sign provide information about the following?</p> <ul style="list-style-type: none"> • Length of trail • Type of trail surface • Typical and minimum tread width • Typical and maximum trail grade • Typical and maximum trail cross slope • Height of any major obstacles in the trail tread • Ability to post caution notices about current trail conditions <p>[See Outdoor Developed Areas: A Summary of Accessibility Standards for Federal Outdoor Developed Areas – 1017.10]</p>	<p><input type="checkbox"/> Yes</p> <p><input type="checkbox"/> Not applicable</p>		<p>If “Not applicable” marked, indicate why:</p>
<p>3.28 If the trailhead sign also provides racks or bins for maps and brochures, is the trailhead sign centered at the rear of a 30 by 48 inch-minimum clear ground space?</p> <p>AND</p> <p>Is the slope of the clear ground space no greater than 1:20 (5%) in any direction?</p>	<p><input type="checkbox"/> Yes</p> <p><input type="checkbox"/> Not applicable</p> <p><input type="checkbox"/> Yes</p> <p><input type="checkbox"/> Not applicable</p>		<p>Measurement of clear ground space (in inches):</p> <p>If “Not applicable” marked, indicate why:</p>

<p>AND</p> <p>Are the racks/bins located a minimum of 15 inches and a maximum of 48 inches about the ground?</p> <p>AND</p> <p>Are the racks/bins operable using one hand without tightly grasping, pinching or twisting the wrist, with no more than five pounds of pressure? [1017.10]</p>	<p><input type="checkbox"/> Yes</p> <p><input type="checkbox"/> Not applicable</p> <p><input type="checkbox"/> Yes</p> <p><input type="checkbox"/> Not applicable</p>		
<p>3.29 If the trailhead sign identifies the name of the trail, does the name of the trail comply with the technical requirements for visual characters in section 703.5 of the ABA Standards (https://www.access-board.gov/guidelines-and-standards/buildings-and-sites/about-the-aba-standards/aba-standards/chapter-7-communication-elements-and-features)? Specifically, these technical features relate to contrast of the characters and their background, and the character size and style. [1017.10]</p> <p>Note: Tactile characters, Braille and the International Symbol of Accessibility are not required on trailhead information signs.</p>	<p><input type="checkbox"/> Yes</p> <p><input type="checkbox"/> Not applicable</p>		<p>If “Not applicable” marked, indicate why:</p>

Viewing Areas and Overlooks

3.30 Does the viewing area or overlook provide a clear ground space at least 36 by 48 inches that is positioned for either a forward or parallel approach?

AND

Is there one full, unobstructed side of the clear ground space adjoining the accessible route?

[See Outdoor Developed Areas: A Summary of Accessibility Standards for Federal Outdoor Developed Areas – 1015.2, 1015.3]

☐ Yes

☐ Not applicable

☐ Yes

☐ Not applicable

Measurement of clear ground space (in inches):

If “Not applicable” marked, indicate why:

3.31 Is the viewing space adjacent to the clear ground space?

AND

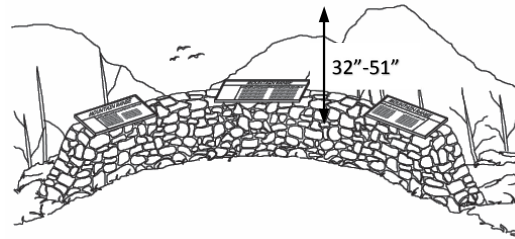
Is the viewing space free and clear of obstructions between 32 and 51 inches above the ground, extending the full width of the clear ground space?
[1015.2, 1015.3]

☐ Yes

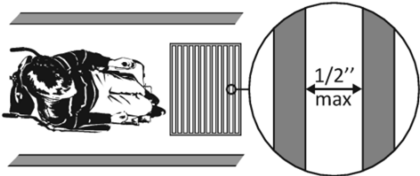
☐ Not applicable

☐ Yes

☐ Not applicable



If “Not applicable” marked, indicate why:

<p>3.35 Does the slope of the clear ground space of the viewing area or overlook not exceed 1:48 (2%) in any direction?</p> <p>OR</p> <p>Not exceed 1:33 (3%) for unpaved surfaces or surfaces not built with boards? [1015.5, 1015.6]</p>	<p><input type="checkbox"/> Yes</p> <p><input type="checkbox"/> Not applicable</p> <p><input type="checkbox"/> Yes</p> <p><input type="checkbox"/> Not applicable</p>		<p>Measurement of slope (in inches):</p> <p>If “Not applicable” marked, indicate why:</p>
<p>3.36 Are any openings in the clear ground space or turning space (such as between boards on an overlook deck) no larger than ½ inch?</p> <p>AND</p> <p>Is the long dimension perpendicular to the dominant direction of travel? [See 2010 ADA Standards for Accessible Design – 302.3]</p>	<p><input type="checkbox"/> Yes</p> <p><input type="checkbox"/> Not applicable</p> <p><input type="checkbox"/> Yes</p> <p><input type="checkbox"/> Not applicable</p>	 <p>The diagram illustrates a person lying down on a surface next to a railing. A circular inset provides a magnified view of the gap between the railing slats, with a double-headed arrow indicating a maximum width of 1/2 inch.</p>	<p>Measurement of space of openings (in inches):</p> <p>If “Not applicable” marked, indicate why:</p>

4. Trail Facilities

Comments

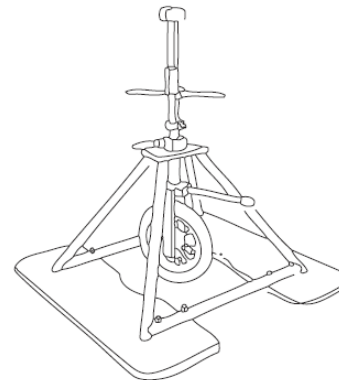
4.1 Does the trail project meet one of the exceptions that preclude following the ADA technical specifications? If yes, please indicate which exception.

- ☐ Compliance would substantially alter the intended purpose of the trail.
- ☐ Compliance would substantially alter the nature of the setting of the trail.
- ☐ Compliance would not be feasible due to terrain.
- ☐ Compliance would require construction activities that are prohibited by policy or law.
- ☐ Compliance would impact a protected cultural, historic, natural or environmental resource.

Trails

4.2 Is the trail surface firm and stable?
[See Outdoor Developed Areas: A Summary of Accessibility Standards for Federal Outdoor Developed Areas – 1017.2]

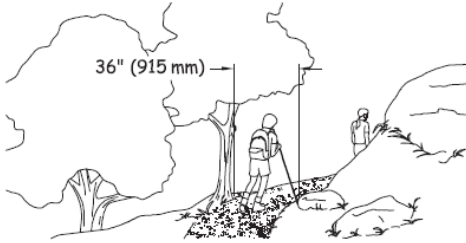

- ☐ Yes
- ☐ Not applicable



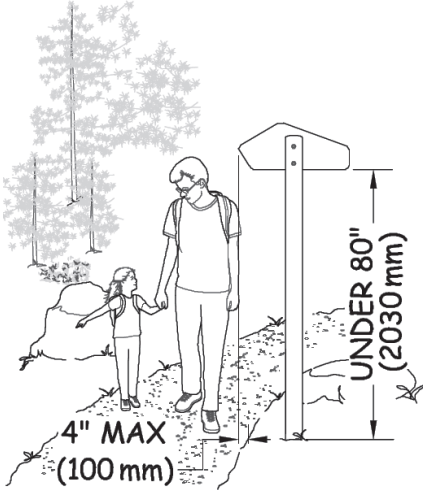


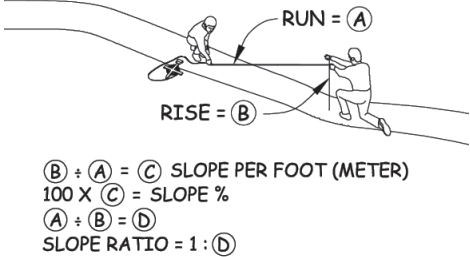

Note: It is recommended using a rotational penetrometer (RP) to evaluate firmness and stability.

Indicate surface material:

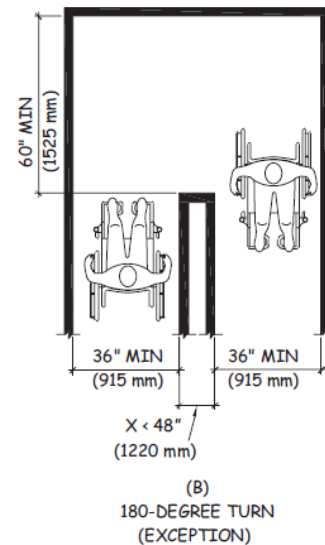
If "Not applicable" marked, indicate why:

<p>4.3 Is there a clear tread width a minimum of 36 inches? [1017.3]</p>	<p><input type="checkbox"/> Yes</p> <p><input type="checkbox"/> Not applicable</p>		<p>Measurement of clear tread width (in inches):</p> <p>If "Not applicable" marked, indicate why:</p>
<p>4.4 On unpaved or natural surface trails, are tread obstacles less than two inches high?</p> <p>OR</p> <p>On a trail surface of paved material (asphalt, concrete, paving blocks, and so forth) or built with boards (wood planks, heavy timber, concrete, fiberglass, or other manufactured material), are tread obstacles a maximum of one-half inch in height at their highest point?</p> <p>AND</p> <p>On any trail tread, are obstacles separated by a minimum of 48 inches where possible, particularly where obstacles cross the entire tread width? [1017.5]</p>	<p><input type="checkbox"/> Yes</p> <p><input type="checkbox"/> Not applicable</p> <p><input type="checkbox"/> Yes</p> <p><input type="checkbox"/> Not applicable</p> <p><input type="checkbox"/> Yes</p> <p><input type="checkbox"/> Not applicable</p>		<p>If "Not applicable" marked, indicate why:</p>

<p>4.5 Are openings in the trail surface (such as gaps in boardwalks) small enough that a sphere more than one-half inch in diameter cannot pass through? [1017.6]</p>	<p><input type="checkbox"/> Yes</p> <p><input type="checkbox"/> Not applicable</p>		<p>If “Not applicable” marked, indicate why:</p>
<p>4.6 Where possible, are the openings in boardwalks or bridge decking perpendicular to the direction of travel? [1017.6]</p>	<p><input type="checkbox"/> Yes</p> <p><input type="checkbox"/> Not applicable</p>		<p>If “Not applicable” marked, indicate why:</p>
<p>4.7 Protruding objects are defined as constructed features such as signs that extend into the clear width area of a trail, resting interval, or passing space, that are between 27 inches and 80 inches above the travel surface.</p> <p>Are protruding objects extending into the clear width area kept to a minimum of four inches? [1017.9]</p> <p>Note: Protruding object requirements do not apply to natural features, such as tree branches, rock formations, and trails that pass beneath rock ledges or through caves. Regular maintenance is required, however, to ensure brush, limbs, trees, logs and other hazards be removed from</p>	<p><input type="checkbox"/> Yes</p> <p><input type="checkbox"/> Not applicable</p>		<p>If “Not applicable” marked, indicate why:</p>

<p>the edge of the trail.</p>			
<p>4.8 Running slope is the ratio of vertical distance to horizontal distance, or rise to run. For instance, a slope ration of 1:20 means that, for every foot of vertical rise, there are 20 feet of horizontal distance (or 5% grade).</p> <p>Does no more than 30% of the running slope (or grade) exceed 1:12 (8.33%)? [1017.7.1]</p>	<p><input type="checkbox"/> Yes</p> <p><input type="checkbox"/> Not applicable</p>		<p>If “Not applicable” marked, indicate why:</p>
<p>4.9 Cross slope is the side-to-side slope of a trail tread. Some cross slope is necessary to provide drainage.</p> <p>On unpaved or natural surface trails, is the cross slope less than 1:20 (5% grade)?</p> <p>OR</p> <p>On a trail surface of paved material (asphalt, concrete, paving blocks, and so forth) or built with boards (wood planks, heavy timber, concrete, fiberglass, or other manufactured material), is the cross slope less than 1:45 (2% grade)? [101.7.2]</p>	<p><input type="checkbox"/> Yes</p> <p><input type="checkbox"/> Not applicable</p> <p><input type="checkbox"/> Yes</p> <p><input type="checkbox"/> Not applicable</p>		<p>If “Not applicable” marked, indicate why:</p>

<p>4.10 Resting intervals are relatively level areas that provide opportunity for people to stop and catch their breath.</p> <p>If the running slope is steeper than 1:20 (5% grade) but less than 1:12 (8.33% grade), are there resting intervals located a minimum of every 200 feet?</p> <p>OR</p> <p>If the running slope is steeper than 1:12 (8.33% grade) but less than 1:10 (10% grade), are there resting intervals located a minimum of every 30 feet?</p> <p>OR</p> <p>If the running slope is steeper than 1:10 (10% grade) but less than 1:8 (12% grade), are there resting intervals located a minimum of every 10%). [1017.7.1]</p>	<p><input type="checkbox"/> Yes</p> <p><input type="checkbox"/> Not applicable</p> <p><input type="checkbox"/> Yes</p> <p><input type="checkbox"/> Not applicable</p> <p><input type="checkbox"/> Yes</p> <p><input type="checkbox"/> Not applicable</p>		<p>If “Not applicable” marked, indicate why:</p>
---	--	--	--



Trailside Shelters

4.15 Does the shelter provide transfer access (raised access) at the entrance by providing a clear ground space at least 36 by 48 inches which is parallel to the open side of the shelter and adjoin the trail tread?
[1014.2.1]

OR

Does the shelter provide roll-in access with a level entry route or a sloped entry route no more than 1:48 (2%)?
[1014.2.2]

☐ Yes
☐ Not applicable

☐ Yes
☐ Not applicable

Measurement of clear ground space (in inches):

Measurement of clear ground space (in inches):

If "Not applicable" marked, indicate why:



MISSOURI DEPARTMENT OF NATURAL RESOURCES

FINANCIAL ASSISTANCE AGREEMENT

Assistance as described herein is hereby offered and accepted effective upon signature of authorized officials for the dates indicated in Budget Period and Project Period below.

RECIPIENT INFORMATION

RECIPIENT NAME		RECIPIENT TELEPHONE NUMBER WITH AREA CODE (000) 000 - 0000	
ADDRESS		CITY	STATE ZIP CODE
UNIQUE IDENTIFIER (DUNS NUMBER)	PROJECT NUMBER	BUDGET PERIOD	PROJECT PERIOD
RECIPIENT PROJECT MANAGER NAME		RECIPIENT PROJECT EMAIL ADDRESS	PROJECT MANAGER TELEPHONE NUMBER WITH AREA CODE (000) 000 - 0000

PROJECT INFORMATION

RECIPIENT PROJECT TITLE AND PROJECT DESCRIPTION (ATTACH ADDITIONAL PAGES AS NECESSARY)			
TYPE OF ASSISTANCE New Award <input type="checkbox"/> Amendment <input type="checkbox"/>	SOURCE OF FUNDING Federal <input type="checkbox"/> State <input type="checkbox"/> Other <input type="checkbox"/>	CFDA NUMBER	CFDA NAME
STATE PROJECT MANAGER NAME		STATE PROJECT MANAGER TELEPHONE NUMBER WITH AREA CODE (000) 000 - 0000	INDIRECT COST RATE FOR RECIPIENT %
RESEARCH AND DEVELOPMENT YES <input type="checkbox"/> NO <input type="checkbox"/>	RESEARCH AND DEVELOPMENT COMMENTS IF NEEDED		

PROJECT FUNDING	Original Amount	Original Percentage	Amended Amount	Amended Percentage	Total Amount	Total Percentage
Federal Award:	\$	%	\$	%	\$ 0.00	%
State/Other Award:	\$	%	\$	%	\$ 0.00	%
Recipient Match:	\$	%	\$	%	\$ 0.00	%
Total Award:	\$ 0.00	%	\$ 0.00	%	\$ 0.00	%

AGREEMENT ADMINISTRATION

THE RECIPIENT AGREES TO ADMINISTER THIS AGREEMENT IN ACCORDANCE WITH ALL APPLICABLE FEDERAL AND STATE REGULATIONS INCLUDING, BUT NOT LIMITED TO:					
APPLICABLE PROGRAM GUIDELINES 0				RECIPIENT APPLICATION, AS NEGOTIATED, DATED	
BUDGET PLAN Attachment # _____	DETAILED SCOPE OF WORK Attachment # _____	SPECIAL CONDITIONS Attachment # _____	GENERAL TERMS AND CONDITIONS Attachment # _____	SUSPENSION/DEBARMENT Attachment # _____	PUBLIC LAW Attachment # _____
PUBLICATIONS Attachment # _____	EPA MBE/WBE UTILIZATION Attachment # _____	CERTIFICATE REGARDING LOBBYING Attachment # _____	INVOICE Attachment # _____	ADDITIONAL ATTACHMENTS Attachment # _____ Attachment # _____	

AMENDMENT INFORMATION

AMENDMENT ID	AMENDMENT DESCRIPTION (ATTACH ADDITIONAL PAGES AS NECESSARY)
--------------	--

FEDERAL AWARD INFORMATION ([ATTACH ADDITIONAL PAGES AS NECESSARY](#))

FEDERAL AWARD PROJECT TITLE AND DESCRIPTION			
FEDERAL AWARDDING AGENCY		FEDERAL AWARD ID NUMBER	PASS THROUGH ENTITY NAME MoDNR,
FEDERAL FUNDING YEAR	FEDERAL AWARD DATE	TOTAL AMOUNT OF FEDERAL AWARD \$	INDIRECT COST RATE FOR MoDNR %

APPROVAL

DEPARTMENT OF NATURAL RESOURCES DIRECTOR OR DESIGNEE NAME (TYPED)	SIGNATURE	DATE
RECIPIENT ORGANIZATION AUTHORIZED OFFICIAL NAME AND TITLE (TYPED)	SIGNATURE	DATE



MISSOURI DEPARTMENT OF NATURAL RESOURCES
DIVISION OF STATE PARKS
RECREATIONAL TRAILS PROGRAM CFDA 20.219
QUARTERLY REPORT FORM

Please attach completed Quarterly Report
Form and email to: mspgrants@dnr.mo.gov

PROJECT SPONSOR

NAME		PROJECT NUMBER	
PROJECT TITLE		CONSTRUCTION START DATE	
QUARTERLY PERIOD YEAR	<input type="checkbox"/> JAN. - MARCH DUE APRIL 30 TH	<input type="checkbox"/> APRIL - JUNE DUE JULY 31 ST	<input type="checkbox"/> JULY - SEPT. DUE OCT. 31 ST
	<input type="checkbox"/> OCT. - DEC. DUE JAN. 31 ST	FOR FISCAL YEAR	

PROJECT SCOPE

PROGRESS: (State project scope elements begun and/or completed.)

STATUS: (Explain what remains to be done.)

PERCENTAGE COMPLETE	EXPECTED COMPLETION DATE
---------------------	--------------------------

COMMENTS

SIGNATURE OF RESPONSIBLE OFFICIAL	DATE REPORT COMPLETED
TITLE	
EMAIL ADDRESS	TELEPHONE NUMBER



MISSOURI DEPARTMENT OF NATURAL RESOURCES
DIVISION OF STATE PARKS
RECREATIONAL TRAILS PROGRAM CFDA 20.219
EXTENSION REQUEST

PLEASE EMAIL REQUESTS TO mspgrants@dnr.mo.gov

PROJECT SPONSOR

NAME	PROJECT NUMBER
------	----------------

PROJECT TITLE

PROJECT SCOPE

PROJECT PERIOD	START DATE	TO	END DATE	DATE OF REQUEST
----------------	------------	----	----------	-----------------

REASON FOR EXTENSION

☐ WEATHER/NATURAL DISASTER ☐ OTHER (EXPLAIN) _____

☐ MATERIALS/SUPPLY ISSUES _____

☐ CHANGES IN STAFF/PERSONNEL _____

PROJECT PROGRESS

PERCENTAGE OF COMPLETION TO DATE	EXPECTED COMPLETION DATE: (Must be within one year of project period end date)
----------------------------------	---

EXPLANATION OF WHAT STILL NEEDS TO BE DONE

CONTACT NAME	CONTACT TELEPHONE NUMBER
--------------	--------------------------

CONTACT EMAIL

ADDRESS	CITY	ZIP
---------	------	-----

NAME OF RESPONSIBLE OFFICIAL FOR PROJECT

FOR GMS OFFICE USE ONLY

REQUEST FOR EXTENSION IS

☐ APPROVED ☐ DENIED ☐ WILL REQUIRE ADDITIONAL INFORMATION

APPROVER	DATE APPROVED	REVISED PROJECT END DATE
----------	---------------	--------------------------

COMMENTS

The Grants Management Section will contact you regarding this request.



MISSOURI DEPARTMENT OF NATURAL RESOURCES
DIVISION OF STATE PARKS
**RECREATIONAL TRAILS PROGRAM CFDA 20.219
REIMBURSEMENT STATEMENT**

PROJECT NUMBER	BILLING NUMBER
BILLING STATUS	<input type="checkbox"/> FINAL <input type="checkbox"/> PARTIAL

PROJECT SPONSOR

NAME			TELEPHONE NUMBER	
ADDRESS AS SHOWN ON FEDERAL TAX RETURN	CITY	STATE	ZIP	
FEDERAL ID NUMBER				
PROJECT TITLE				
THIS BILLING INCLUDES COSTS INCURRED FROM		DATE	TO	DATE
TOTAL COSTS THIS BILLING (Should match total from Reimbursement Log)			AMOUNT REQUESTED FOR REIMBURSEMENT	

I certify that this billing is correct and is based upon actual payments of record; that payment from the state government has not been received; that work and services are in accordance with the approved project agreement including amendments thereto; appropriate procurement procedures were followed; and that progress of the work and services under the project agreement is satisfactory and is consistent with the amount billed.

NAME OF RESPONSIBLE OFFICIAL (Type or Print)	
SIGNATURE OF RESPONSIBLE OFFICIAL	
TITLE	DATE

THIS REQUEST MUST INCLUDE A COPY OF THE REIMBURSEMENT LOG AND THE NECESSARY SUPPORTING DOCUMENTATION (e.g., COPIES OF INVOICES AND CHECKS, SIGNED EMPLOYEE TIMESHEETS, VOLUNTEER TIMESHEETS, ETC.).

COMMENTS FOR REVIEWER



BILLING NUMBER

NAME	TELEPHONE NUMBER
------	------------------

PROJECT TITLE

PROJECT PERIOD	DATE	TO	DATE
----------------	------	----	------

MO 780-2680 (08/16)



EMPLOYEE'S NAME

PROJECT SPONSOR

	RATE
1	0.000000
2	0.000000
3	0.000000
4	0.000000
5	0.000000
6	0.000000
7	0.000000
8	0.000000
9	0.000000
10	0.000000
11	0.000000
12	0.000000
13	0.000000
14	0.000000
15	0.000000
16	0.000000
17	0.000000
18	0.000000
19	0.000000
20	0.000000
21	0.000000
22	0.000000
23	0.000000
24	0.000000
25	0.000000
26	0.000000
27	0.000000
28	0.000000
29	0.000000
30	0.000000
31	0.000000
32	0.000000
33	0.000000
34	0.000000
35	0.000000
36	0.000000
37	0.000000
38	0.000000
39	0.000000
40	0.000000
41	0.000000
42	0.000000
43	0.000000
44	0.000000
45	0.000000
46	0.000000
47	0.000000
48	0.000000
49	0.000000
50	0.000000
51	0.000000
52	0.000000
53	0.000000
54	0.000000
55	0.000000
56	0.000000
57	0.000000
58	0.000000
59	0.000000
60	0.000000
61	0.000000
62	0.000000
63	0.000000
64	0.000000
65	0.000000
66	0.000000
67	0.000000
68	0.000000
69	0.000000
70	0.000000
71	0.000000
72	0.000000
73	0.000000
74	0.000000
75	0.000000
76	0.000000
77	0.000000
78	0.000000
79	0.000000
80	0.000000
81	0.000000
82	0.000000
83	0.000000
84	0.000000
85	0.000000
86	0.000000
87	0.000000
88	0.000000
89	0.000000
90	0.000000
91	0.000000
92	0.000000
93	0.000000
94	0.000000
95	0.000000
96	0.000000
97	0.000000
98	0.000000
99	0.000000
100	0.000000

PER

PROJECT SITE

DATE _____

DATE	DESCRIPTION OF WORK	TIME	AMOUNT DUE
TOTAL			0

SUPERVISOR'S SIGNATURE*

DATE _____

EMPLOYEE'S SIGNATURE*

DATE

* Must have both signatures to be valid



EQUIPMENT TYPE

DATE _____

SUPERVISOR'S SIGNATURE*	DATE
EMPLOYEE'S SIGNATURE*	DATE

MO 780-2678 (08/16)

EQUIPMENT PURCHASE RECORD

RTP Project #: _____

RTP Project Title: _____

Description of Equipment, Parts and/or Accessory: _____

Make/Model: _____

Serial # or Identification #: _____

Title Holder: _____

Date Acquired: _____

Purchase Price: _____

Issue Date of Buy America Waiver: _____

TITLE HOLDER/PURCHASER AGREEMENT

I, as a representative for _____, agree to ensure that the above described grant-funded equipment and/or parts will be used for the purpose of completing the Recreational Trails Program grant project for which the equipment or parts were purchased. Upon completion of the grant project, I will ensure this equipment is used and maintained for the primary purpose of constructing and/or maintaining recreational trails throughout its useful life. In the event the title holder no longer needs the equipment for this purpose, I agree to ensure that the Missouri Department of Natural Resources is notified prior to the disposition of the equipment in accordance with the equipment disposition procedures as described in the Missouri Department of Natural Resources' General Terms & Conditions. I attest that the equipment and/or parts were acquired pursuant to the Federal Highway Administration's Buy America requirements. I attest that a Buy America Waiver issued by the Federal Highway Administration is attached to this form.

Signature of Title Holder's Representative

Date

Printed Name

Name of Project Sponsor

APPENDIX I. PROJECT CLOSEOUT FORMS AND CHECKLIST

The following items are required documents to submit when closing out your project and submitting your final reimbursement request. Please submit **one copy** of each item to the Grants Management Section (GMS), at the address below. Use this checklist to ensure that you've included all required documentation in the Project Closeout Packet.

RTP Planner
Grants Management Section
Missouri State Parks
PO Box 176
Jefferson City, MO 65102-0176

- ☐ **Reimbursement Statement Form.** Under "Billing Status," check the box marked "Final."
- ☐ **Reimbursement Log Form**
- ☐ **Individual and Volunteer Time Record Form**
- ☐ **Equipment Use Record**, as appropriate.
- ☐ **Final Inspection Request Form**
- ☐ **As-Built Site Map**, as appropriate.
- ☐ **As-Built Floor Plans**, as appropriate.
- ☐ **Accessibility Checklist**, as appropriate.
- ☐ **OPDMD Assessment and Written Policy**, as appropriate.
- ☐ **Post-Construction Certification Form**
- ☐ **Control and Tenure Documentation**, if not already submitted.



MISSOURI DEPARTMENT OF NATURAL RESOURCES
DIVISION OF STATE PARKS
RECREATIONAL TRAILS PROGRAM CFDA 20.219
FINAL INSPECTION REQUEST

PLEASE EMAIL THIS FORM WHEN YOU MAIL THE FINAL REIMBURSEMENT PACKAGE.
PLEASE EMAIL REQUESTS TO msspgrants@dnr.mo.gov

PROJECT SPONSOR

NAME		PROJECT NUMBER
PROJECT TITLE		
PROJECT SCOPE		
PROJECT PERIOD	DATE TO DATE	DATE THAT FINAL REIMBURSEMENT PACKAGE WAS MAILED

RESPONSIBLE OFFICIAL FOR PROJECT

NAME	CONTACT TELEPHONE NUMBER
	OFFICE CELL
CONTACT EMAIL	

WHERE WILL STAFF MEET SPONSOR?

☐ OFFICE ☐ PROJECT LOCATION

ADDRESS OF MEETING LOCATION

ADDRESS	CITY	STATE	ZIP
---------	------	-------	-----

NOTES

PLEASE IDENTIFY THREE DATES WITHIN 30 DAYS OF SUBMITTING THIS FORM THAT THE RESPONSIBLE OFFICIAL COULD ACCOMMODATE A GMS MEMBER FOR THE FINAL INSPECTION/WALK THROUGH:

DATE	<input type="checkbox"/> MORNING	<input type="checkbox"/> AFTERNOON
DATE	<input type="checkbox"/> MORNING	<input type="checkbox"/> AFTERNOON
DATE	<input type="checkbox"/> MORNING	<input type="checkbox"/> AFTERNOON

Upon receiving this request, a GMS staff member will call you to confirm a final inspection meeting.

POST CONSTRUCTION CERTIFICATE

This certificate must be submitted with the final billing. The form must be signed by the project sponsor and by the architect or engineer who supervised the construction. If the project did not involve a contract architect or engineer, the project sponsor's architect, engineer or project manager should inspect the project and sign the form.

As-Built Plans

One copy of as-built plans must be submitted to the Grants Management Section, with a copy retained in the project sponsor's file. If deviations in design or site location were not made to plans previously submitted the Grants Management Section, a set of the original as-built plans with a revised date is sufficient. As-built plans must include:

- a) A site plan showing the location of the project area and any trailhead/trailside facilities.
- b) Elevations and floor plans of structures.
- c) A stamp by a certified architect or engineer, if the project involved either.

POST CONSTRUCTION CERTIFICATION:

I hereby certify that construction of Recreational Trails Program Project Number _____ has been completed in accordance with the original and revised plans and specifications on file with the Grants Management Section. The plans and specifications are consistent with the scope of the project approved by the Federal Highway Administration and the Grants Management Section, on behalf of the Missouri Department of Natural Resources. The project has been constructed in accord with all applicable federal, state and local building rules and regulations and is acceptable for public use.

A RESPONSIBLE OFFICIAL FROM THE SPONSORING ORGANIZATION MUST SIGN AND DATE THE CERTIFICATION

Signature of Project Sponsor

DATE _____

Signature of Project Architect/Engineer

DATE _____

Certification Number of Stamp (if applicable) _____

EASEMENT TO RECORD STEWARDSHIP REQUIREMENTS

DECLARATION OF DEDICATION TO OUTDOOR RECREATION USE

KNOW ALL PERSONS BY THESE PRESENTS, on the _____ day of _____, 20XX, that the [Name of the property owner] (hereinafter “Grantor”), owner of a tract of land referred to as [list property address], as per the Grant Agreement between [grantor name] and the Recreational Trails Program administered by the Department of Natural Resources, Project Number XX-XXXX, declares as follows:

The project identified in the attached diagram (Exhibit B) and the legal description (Exhibit A) shall be operated and maintained in a safe and attractive manner for public access for 25 years from the signature date on this document.

[For projects where real property is acquired, also include: When real property is no longer needed for the originally authorized purpose, the owner must contact the Missouri Department of Natural Resources for disposition instructions pursuant to 2 CFR 200.331.]

IT WITNESS WHEREOF, this instrument has been executed on this _____ day of _____, 20XX

[Name of the Grantor]

By: _____

[Name and Title of Authorized Signatory]

STATE OF MISSOURI)

) SS:

COUNTY OF XX)

On this _____ day of _____, 20XX, before me personally appeared [name of signatory] to me personally known, who, being by me duly sworn, did say that he/she is the [title of signatory] and is authorized to represent [name of the grantor], and that the foregoing instrument was signed by authority of said grantor, and [name of signatory] acknowledged said instrument to be the free act and deed of said grantor, and that he/she executed the same for the purposes herein stated.

IN WITNESS WHEREOF, I have hereunto set my hand and affixed my notarial seal the day and year last above written.

My commission expires: _____

Notary Public